



CHEVROLET

## WE'LL TAKE YOU EXACTLY WHERE YOU WANT TO GO.

You demand more from a vehicle than ever before. Exactly the same can be said of Chevrolet. For starters, you're looking for greener driving choices – Chevrolet offers more models that get better than 7 L/100 km highway fuel efficiency than any other manufacturer. Chevrolet also offers a range of vehicles powered by hybrid technology or alternative fuels. And just around the corner comes the arrival of the revolutionary Chevrolet Volt plug-in Extended-Range Electric Vehicle that can travel up to 64 km purely on electric power. Down the road, there are Hydrogen Fuel Cell Vehicles that point the way to a future of zero-emissions driving.

At Chevrolet, we take pride in more than the quality of our vehicles. We are also proud to be the Official Vehicle Supplier of the Vancouver 2010 Olympic and Paralympic Winter Games and of Canada's Olympic and Paralympic Teams. Chevrolet also demonstrates its enthusiastic support for Canada's athletes and coaches through its Making Dreams Possible and Chevrolet Safe & Fun Hockey initiatives. Share the passion.

For more information about Chevrolet visit [chevrolet.gm.ca](http://chevrolet.gm.ca)



\*Chevrolet is a brand of General Motors of Canada, the Official Vehicle Partner of the Vancouver 2010 Olympic and Paralympic Winter Games.™© 2009, VANOC. Used under License.



190-10-B-021E

**CENTURY  
AUTO.CA**

2010 SILVERADO



2010 SILVERADO





## TIMES HAVE CHANGED. SO HAS YOUR PICKUP.

What you expect from your pickup has changed. Chevy Silverado hasn't only kept pace with your changing demands, it's led the way with innovative engineering and technology that delivers everything from excellent fuel efficiency and enhanced driver control to high-strength steel and the latest electronics. All you have to do is take a look at the cutting-edge Two-Mode Hybrid System on Silverado Hybrid to see how far Chevy's full-size pickup has come. But there are plenty of other highlights, from the 403 horsepower Vortec 6.2L V8 available on 1500 Series pickups, to the massively capable Duramax® 6.6L V8 Turbo Diesel that's available on 2500HD and 3500HD Regular and Crew Cab models. It produces an astounding 660 lb.-ft. of torque. The safety is also worthy of note, with StabiliTrak®, head curtain side-impact and seat-mounted side-impact air bags now standard on all 1500s and the highest possible U.S. government frontal and side-impact crash ratings.\* What hasn't changed is Chevy's rock-solid dependability, as the most dependable, longest-lasting full-size pickups on the road.\*\* The 2010 Chevy Silverado.

\* Silverado 1500 Crew Cab and Extended Cab scored five-star ratings for both driver and front-passenger seating positions in the frontal crash test and for the front and rear seating positions in the side-impact crash test. Silverado 1500 Regular Cab scored 5-star ratings for both driver and front-passenger seating positions in the frontal crash test and for the front seating position in the side-impact crash test. Models tested with standard side-impact air bags. U.S. government ratings are part of the National Highway Traffic Safety Administration's (NHTSA's) New Car Assessment Program (NCAP) (safercar.gov).

\*\* Dependability based on longevity, as sourced from R.L. Polk Canada, Inc.; Canadian Vehicle in Operation registrations as of July 1, 2008 (model years 1988 to 2007) and Total New Vehicle Registrations for the full-size light-duty pickup truck segment, including chassis cabs. Calculations based on percentage of vehicles remaining in operation, weighted on age of vehicle.

Silverado 1500 Crew Cab LTZ Short Box 4x4, shown in Imperial Blue Metallic with available equipment.  
For more information about 2010 Silverado, visit [chevrolet.gm.ca](http://chevrolet.gm.ca)

**CENTURY**  
**AUTO.CA**





## THE GAME HASN'T JUST CHANGED – IT'S BEEN REINVENTED.

You can throw out the old rulebook – and with it your assumptions about how green a pickup can be. Still think capability has to come at the expense of fuel efficiency? Then you need to find out more about the Silverado Hybrid. It features what is certainly one of the world's most sophisticated technologies: the Two-Mode Hybrid System. The Two Modes make it possible for this hybrid to provide optimal power and fuel efficiency in a wide range of driving situations, combining output from the Vortec 6.0L LINC V8 VVT gas engine with the electric power generated by GM's Hybrid Electric Propulsion System. The result is an amazing 10.5 L/100 km city fuel consumption rating\* that is comparable to many mid-size sedans. This from a pickup that is also impressively capable with Gross Vehicle Weight Ratings up to 3311 kg (7300 lb.). And you can take full advantage of towing capacities up to 2767 kg (6100 lb.), thanks to the standard Trailering Special Equipment Package. It's no longer a level playing field – ever since the introduction of Silverado Hybrid.

\* 2010 Silverado Hybrid ratings based on GM testing in accordance with Transport Canada test methods. Your actual fuel consumption may vary.

### TWO-MODE HYBRID SYSTEM

The advantage of the Two-Mode Hybrid System is that it automatically selects the most effective and efficient blend of power, based on demand. Unlike many other hybrid systems that select their mode of operation based strictly on the rate of airflow into the engine, GM's system uses torque-based inputs to continuously determine the optimal propulsion configuration.

#### Mode 1

When driving at a low speed with a light load, Mode 1 can operate three ways: on electric power alone, on gasoline engine power alone, or with a combination of both. The engine is shut off entirely in stop-and-go traffic, allowing you to drive up to 48 km/h on electric power in certain situations, dramatically reducing fuel consumption and emissions.

#### Mode 2

At highway speeds, Mode 2 kicks in. It delivers full Vortec V8 gasoline power – with supplemental electric power in such demanding situations as passing, towing a trailer or climbing steep grades. Under light load, Active Fuel Management® will shut down half the cylinders of the Vortec V8 gas engine and maintain highway speeds with supplemental electric power.

#### Battery Power

Electric power is provided by a 300-volt battery pack housed under the rear bench seat, requiring no sacrifice of passenger room.

#### Regenerative Braking

The battery pack is recharged when you apply the brakes, harnessing the kinetic energy that would otherwise be lost, and converting it to electricity. The regenerative brakes provide the initial stopping power – the conventional hydraulic brakes are then activated whenever additional braking force is required. This dual braking system not only enhances overall braking performance, it also extends the life of the conventional brake friction material.



ETHANOL E85

**CENTURY  
AUTOCAN**

Silverado 1500 Two-Mode Hybrid Crew Cab Short Box 4x4, shown in Sheer Silver Metallic.



## WHAT'S IN THE BOX IS AS IMPRESSIVE AS WHAT'S IN THE CAB.

Before focusing attention on the creature comforts and quality appointments in the roomy quarters of Silverado 1500 Crew Cab, let's cut straight to the chase. Silverado Crew Cabs offer remarkable hauling capabilities. With the available MAX Trailering Package, you get a maximum trailering capacity of up to 4808 kg (10,600 lb.) and payload capacities of up to 873 kg (1924 lb.). It isn't just a question of how much you can load into the box – it's also how easy it is to load, thanks in part to the available EZ Lift tailgate and low bed floor height. Inside the cab, you'll notice more than comfortable accommodations for up to six. Models equipped with either the Vortec 5.3L or 6.2L V8 engines feature a standard six-speed automatic transmission with two fuel-saving overdrive gears. One more example of how Silverado helps you get even more into and out of your pickup.



Silverado 1500 Crew Cab LT Short Box 4x4, shown in Victory Red with available Z71 Off-Road Suspension.



## AMENITIES OR NECESSITIES? YOU DECIDE.

All Silverado Crew Cabs share generous interior space for both front and rear passengers, as well as easy access through four large, wide-opening doors. Where the Crew Cab models differ is in their levels of comfort and convenience, from the remote keyless entry system and power amenities on the new Cheyenne Edition, to the remote vehicle starter system, heated power 10-way leather-appointed front bucket seats and automatic dual-zone climate control system in LTZ models. You can take it one step further with options like the DVD navigation system and Rearview Camera System. Silverado gives you the choice: you decide what matters to you and spec out your truck accordingly.



The available Rearview Camera System helps you see behind the truck, thanks to the camera positioned near the tailgate release handle. The image is displayed on the rear-view mirror or the available touch-screen navigation screen. In addition to the obvious safety benefits, the system helps when you're hooking up a trailer.

The DVD navigation system\* features a large, full-colour, touch-screen monitor, and voice recognition that responds to as many as 26 different commands. The system enables you to choose between different routes and provides step-by-step directions to your selected destination. It also alerts you if you stray from your course. It even develops a new, alternative route if you make a wrong turn. Available on Crew Cab LT and LTZ models.

\*At time of printing, detailed map coverage is available for most major urban areas of the United States and certain metropolitan areas of Canada (Vancouver, Calgary, Edmonton, Winnipeg, Windsor, London, Toronto, Ottawa, Montreal, Quebec City and Halifax). Coverage is limited outside these areas.

**CENTURY**  
AUTO.CA

Silverado Crew Cab LTZ interior, shown in Light Titanium with Dark Titanium accents and available equipment.



## WELL ENGINEERED. AND WELL THOUGHT OUT.

Silverado Extended Cab has all the hard-working capabilities you expect from a Chevy Truck, with a foundation provided by its three-piece modular frame. The frame isn't only tremendously strong on 1500 models, its rigid boxed frame rails contribute to an exceptionally smooth ride. No question: These are trucks that are designed to be as functional as they are capable. Just take note of how the large rear doors open a full 170 degrees and how the rear seat folds up to provide secure interior cargo capacity. LTZ models also include a 20 litre front storage console. There's even an available power sliding rear window to increase airflow through the cab. It just goes to show how a pickup this well engineered is also this thoughtfully designed.



Silverado Extended Cab LT interior, shown in Light Cashmere with available Custom leather-appointed 40/20/40 split-bench front seat featuring a 9 L lockable under-seat storage space with a 12-volt power outlet, plus a 6 L fold-down armrest storage compartment.

Silverado 1500 Extended Cab LT Standard Box, shown in Blue Granite Metallic with available equipment.




**CENTURY**  
**AUTO**



## IT'S STILL WORK. ONLY LESS SO.

Silverado Regular Cab Work Truck can't reduce your workload, but it can make getting the job done that much easier. That's thanks to functional features like an easily removable tailgate, four cargo tie-downs, stake pockets, two-tier loading capability and cargo bulkheads. You can make the cargo box even more versatile with the available integrated Cargo Management System. It makes it simple to reconfigure the box using sliding hooks mounted on the C-channel tracks on the sides and front of the box. Each track is rated up to 227 kg (500 lb.). The system also features an available metal mesh cargo divider that lets you easily redistribute your loads inside the box and prevent them from shifting. That's sure to help you take a load off.



The overhead utility rack adds cargo-carrying capacity and supports a load up to 227 kg (500 lb.). The rear rack slides along the rails and includes four load stops.

Silverado 1500 Regular Cab Work Truck (WT) Long Box 4x4, shown in Summit White with available equipment.





## EARNs AN A+ IN COMMUNICATIONS.

What makes a great truck in 2010? It requires a sophisticated suite of the latest communications and entertainment technologies. Which is exactly what you'll find in the 2010 Silverado. Just glance at the lengthy list of standard and optional equipment. It includes everything from OnStar® with one year of the Safe & Sound Plan\* to Bluetooth® wireless mobile phone connectivity – and a CD player with MP3 playback and a USB port to a Bose® premium sound system with an in-dash six-disc CD changer and XM Satellite Radio™.\*\* Of course, being Silverado the communications also have a highly functional side – the standard Driver Information Centre includes digital readouts on many useful functions, such as engine hours logged, transmission oil temperature and oil life remaining. Upgrade your own communications, with the assistance of Silverado.

\* OnStar services require vehicle electrical system (including battery), wireless service and GPS satellite signals to be available and operating for features to function properly. OnStar acts as a link to existing emergency service providers. Subscription Service Agreement required. Ability to locate stolen vehicles varies with conditions. Call 1-888-4ONSTAR (1-888-466-7827) or visit [onstar.ca](http://onstar.ca) for OnStar's Terms and Conditions, Privacy Statement and details and system limitations.

\*\* Available in 10 Canadian provinces and the 48 contiguous United States. Subscription sold separately after trial period.



CENTURY  
AUTO.CA

Silverado LTZ instrument panel, shown with available equipment.



## MEET THE STRONG, SILENT TYPE.

The frame is central to so many aspects of a pickup's capabilities. The philosophy behind Silverado's advanced three-piece modular frame can be summarized in a few words: provide strength where it's needed most. That means different frame sections are used, each with distinct properties. Some provide additional reinforcement to support heavier load requirements, while others help to conserve weight, reducing fuel consumption. Not that strength and weight reduction are the only benefits of this frame – its unyielding torsional rigidity contributes to a smooth and exceptionally quiet ride. And for 2010, all Silverado 1500 models offer another unwavering feature: the StabiliTrak electronic stability control system is standard. Strong, silent and stable – Silverado 1500.

### FRAME

With Silverado's tremendously strong frame, form follows function. Every part of the frame is engineered for the specific demands placed on it. For example, a hydroformed, fully boxed section is used in the front for added strength. Then a fully boxed section fabricated from high-strength steel extends from about the front of the cab to the spare tire cross member, where it becomes a C-channel. The frame achieves extraordinary torsional rigidity without adding unnecessary weight. This helps boost payload capacity and contributes to road isolation as well as ride quality.

### STABILITRAK ELECTRONIC STABILITY CONTROL SYSTEM

Stability control systems have proven to reduce the risk of a fatal single-vehicle crash by a remarkable 63 percent.\* What makes StabiliTrak so effective? It continuously monitors steering angle, wheel speeds, brake pressure and lateral acceleration. If the system detects a lateral skid, it intervenes automatically by adjusting brake pressure and engine power to help return your vehicle to its intended driving line. Proactive Roll Avoidance is included with StabiliTrak to reduce a vehicle's tendency to roll over in a panic situation. Standard on all models.

### FRONT AND REAR SUSPENSIONS

A coil-over-shock front suspension, combined with a wide track and monotube shocks, significantly enhances ride and handling. The configuration provides excellent on-centre feel and stability. The rear shocks are also positioned to optimize ride quality. Better yet, the smooth ride is achieved without sacrificing hauling capabilities.

### QUIET RIDE

Reducing noise and vibration was a real priority in the development of Silverado. This has been accomplished through Silverado's aerodynamic shape. And it is enhanced by hydraulic engine mounts on the Vortec 5.3L and 6.2L V8 engines, as well as the optimized exhaust and induction tuning, in addition to acoustic mats on the front and back of the cab.

### HYDRA-MATIC AUTOMATIC TRANSMISSIONS

The new Hydra-Matic 6-speed automatic transmission uses an advanced 32-bit control module to optimize the shift schedule, balancing power delivery and fuel efficiency. It is standard on models equipped with a Vortec 5.3L or 6.2L V8 engine and it includes tap-up/tap-down driver shift controls. The Hydra-Matic 4-speed standard with the Vortec 4.3L V6 and Vortec 4.8L V8 engines, is electronically controlled to optimize the shift sequence, based on driver input. Overdrive gear(s) and Tow/Haul mode are included on both transmissions. And these smooth, quiet transmissions require minimal maintenance. The Dexron V™ transmission fluid is validated "fill for life," meaning the original fluid is designed to last the service life of the truck, under normal driving conditions.\*\*

### AUTOMATIC LOCKING REAR DIFFERENTIAL

The automatic locking rear differential adds traction especially in slippery conditions. It intervenes when rear wheel slippage is detected at lower speeds. If one rear wheel slips, the locking rear axle provides full lockup automatically for maximum drive power to both rear wheels. Standard on LTZ models and available on other models.

### SUSPENSION CHOICES

Silverado suspension systems include:

- Z83 Solid Smooth Ride with 35 mm twin-tube shock absorbers and a 32 mm front stabilizer bar
- Z85 Handling/Trailering, with increased capacity from its 46 mm monotube shocks and a 34 mm front stabilizer bar
- Z60 High-Performance employs monotube shocks, a 36 mm stabilizer bar and a sporty lowered ride height
- Z71 Off-Road with 46 mm monotube shock absorbers, off-road jounce bumpers and a heavy-duty 34 mm front stabilizer; also includes a high capacity air cleaner, skid plates, locking differential and Z71 decals.

### AUTOTRAC 4x4 SYSTEM

The Autotrac™ system adapts precisely to changing road conditions. The system features a lightweight transfer case assembly, optimized low-range gears and more reliable, contact-less sensors. In addition to the traditional 2HI, 4HI, Neutral and 4LO modes, there's an Auto 4x4 setting that can sense wheelspin and automatically transfer power between the front and rear wheels. Autotrac is standard on 1500 LT and LTZ 4x4 models.

### GM OIL LIFE MONITORING SYSTEM

This computer-based system assesses engine oil condition and optimizes oil change intervals based on vehicle and environmental operating conditions. The benefits include reduced oil change frequency and lower overall operating costs.

### DRIVER INFORMATION CENTRE

The Driver Information Centre (DIC) monitors a wide range of functions like engine coolant and transmission fluid temperatures, engine coolant level, engine oil level (gas V8 engines) and brake fluid level. On LT and LTZ models it also features an exterior temperature readout and an 8-point compass display.

### EZ LIFT TAILGATE

Easy does it. The available EZ Lift tailgate requires only about 7.25 kg (16 lb.) of effort to operate. That makes it easier than ever to gain access to the pickup box. The tailgate can be easily removed – and it locks, reducing the possibility of theft.

### ULTRASONIC REAR PARKING ASSIST

When in Reverse at low speeds, the available ultrasonic rear parking assist detects objects in your path up to 2.4 m (8 ft.) behind the vehicle, and activates an audible warning.

### CONFIGURABILITY

With seven engines, three cab types and three box lengths, Silverado offers a remarkable range of combinations, helping you find the right one to meet your needs.

### TIRE PRESSURE MONITORING SYSTEM

The tire pressure monitoring system uses sensors to detect if the tire pressure is too low in any tire, except the spare. If low pressure is detected, it displays a warning on the Driver Information Centre. Standard on all 1500 models.<sup>†</sup>

\* According to information published by the U.S. Department of Transportation's National Highway Traffic Safety Administration, July 2007.

\*\* Maintenance needs vary with different uses and driving conditions. Please refer to the vehicle Owner's Manual for more information.

† Does not include spare tire.



CENTURY  
AUTO.CA



## HEAVY-DUTY ISN'T A DESCRIPTION, IT'S A MANDATE.

A heavy-duty pickup is a totally different beast. It needs to haul much larger loads. It needs to house larger displacement engines. To satisfy those heavy-duty demands, Silverado 2500HD and 3500HD pickups employ advanced frame components, like the high-strength steel in the mid-section and a hydroformed front section. Hydroforming achieves several objectives simultaneously; it reduces the stretching and subsequent weakening of the steel during the forming process, while also making the frame lighter than the welded boxed steel used in conventional frames. The pickups that deserve to be called heavy-duty: Silverado 2500HD and 3500HD.

### LOCKING REAR DIFFERENTIAL

The objective was to provide more torque to the rear wheel with better traction at low speeds, especially on slippery surfaces. The technological solution is provided by the available heavy-duty automatic locking rear differential. It engages automatically when the speed difference between the rear wheels reaches about 100 rpm.

### TRAILER BRAKE CONTROLLER

The available integrated brake controller enables the trailer's brakes to operate in sync with the vehicle's brakes. The controller is integrated with Silverado's electrical system and anti-lock braking system. To activate the controller, simply use the switch located on the lower left section of the instrument panel.

### HIGH-STRENGTH STEEL

The mid-section of the Silverado HD frame uses lipped C-section rails made of high-strength steel. They are roll-formed and draw-bent during manufacturing for maximum strength.

### HYDROFORMED FRONT SECTION

Hydroformed front section side rails allow for precise attachment of suspension components. Benefits include more exact tuning of the ride and handling.

### TORSION BAR FRONT SUSPENSION

Silverado HD models feature an independent short/long arm (SLA) suspension with a torsion bar connecting the long lower control arm to a frame cross member. It's a design that allows for high gross vehicle weight ratings, resulting in superior load-carrying capacity. It also contributes to a smooth, comfortable ride.

### GM OIL LIFE MONITORING SYSTEM

This computer-based system assesses engine oil condition and optimizes oil change intervals based on vehicle and environmental operating conditions. The benefits include reduced oil change frequency and lower overall operating costs.

### DRIVER INFORMATION CENTRE

The standard Driver Information Centre (DIC) provides another example of Silverado HD's smart technology. It monitors numerous functions – everything from detailed trip data to a

series of chassis messages, such as engine hours logged and engine oil life status. The DIC then uses a large display to communicate this information. Push-button controls further enhance functionality. The DIC also includes an 8-point compass and exterior temperature readouts on LT and LTZ models.

### HOTCHKISS-STYLE REAR SUSPENSION

The robust Hotchkiss-style live axle rear suspension features heavy-duty monotube gas-charged shock absorbers. It provides a smooth ride, whether the truck is loaded or unloaded.

### ELECTRONIC 4x4 SYSTEM

The electronically controlled 4x4 transfer case permits easy shift-on-the-fly control, to address changing road conditions. The system features optimized low-range gears and a lightweight transfer case assembly with aluminum housings, yet it has the toughness you expect from a Chevy HD pickup. It is standard on 2500HD and 3500HD LT and LTZ 4x4 models. A lever-operated part-time 2-speed transfer case is standard on WT 4x4 models.

### ADVANCED BRAKING SYSTEM

Four-wheel disc brakes with four-wheel ABS are standard, as is dynamic rear proportioning (DRP) that optimizes rear brake performance under different loads. The system also achieves better brake pedal feel.

### QUIET RIDE

Silverado HD was engineered for a more comfortable ride. This was accomplished through the use of hydraulic engine mounts, optimized exhaust and induction tuning, a spray-on liquid dampener, an underhood blanket, the use of front and engine-side instrument panel mats, and a back-of-cab acoustic mat. The result just may be the quietest heavy-duty pickup you've ever driven.

### Z71 OFF-ROAD PACKAGE

The Z71 Off-Road Package increases both off-roading capability and durability. The ride is made more comfortable by the 46 mm high-pressure gas-charged shocks. Other features of the package include: a skid plate package, off-road jounce bumpers and a 34 mm front stabilizer bar. The Z71 Package is available on LT and LTZ 2500HD and 3500HD Single Rear Wheel models.

### ULTRASONIC REAR PARKING ASSIST

When in Reverse at low speeds, the ultrasonic rear parking assist detects objects in your path up to 2.4 m (8 ft.) behind the vehicle and activates audio warnings. Available on LT and LTZ models.



**CENTURY**  
AUTO.CA



## A CRASH COURSE IN SAFETY.

It takes a series of integrated safety measures and technologies to earn the highest possible U.S. government frontal and side-impact crash test ratings.\* Silverado earned this distinction through features that include a 360° safety system that uses a network of collision sensors around the perimeter of the truck. Other occupant protection equipment includes standard head curtain side-impact air bags and side guard door beams. Silverado is also engineered to protect the occupants of smaller vehicles should a collision occur, thanks to the car compatibility bracket. And the sophisticated OnStar system\*\* with Automatic Crash Response and Automatic Air Bag Deployment Response is standard on all models. Want to study up on the latest safety equipment? Then take a close look at Silverado.



**FIVE-STAR FRONTAL  
AND SIDE-IMPACT  
CRASH TEST RATING\***

\* Silverado 1500 Crew Cab and Extended Cab scored five-star ratings for both driver and front-passenger seating positions in the frontal crash test and for the front and rear seating positions in the side-impact crash test. Silverado 1500 Regular Cab scored 5-star ratings for both driver and front-passenger seating positions in the frontal crash test and for the front seating position in the side-impact crash test. Models tested with standard side-impact air bags. U.S. government ratings are part of the National Highway Traffic Safety Administration's (NHTSA's) New Car Assessment Program (NCAP) (safercar.gov).

\*\* OnStar services require vehicle electrical system (including battery), wireless service and GPS satellite signals to be available and operating for features to function properly. OnStar acts as a link to existing emergency service providers. Subscription Service Agreement required. Ability to locate stolen vehicles varies with conditions. Call 1-888-4ONSTAR (1-888-466-7827) or visit onstar.ca for OnStar's Terms and Conditions, Privacy Statement and details and system limitations.

### HEAD CURTAIN SIDE-IMPACT AIR BAGS WITH ROLLOVER SENSOR

Head curtain side-impact air bags† are standard on all 1500 models. They help reduce the risk of injuries to all outboard occupants in certain side impacts. When deployed in the unlikely event of a rollover, the air bags remain inflated for up to 6 seconds to help reduce the risk of ejection. New for 2010, on 1500 models, are standard driver and front passenger seat-mounted side-impact air bags that provide additional thorax and pelvic protection.

### CAR COMPATIBILITY BRACKET

This horseshoe-shaped bracket is attached to the bottom of the front frame rail on 1500 models. It "grabs" the bumper of lower-profile vehicles, such as cars, reducing the risk of Silverado riding up onto the other vehicle in a collision.

### PASSENGER SENSING SYSTEM

The Passenger Sensing System, used on 1500 models, detects the weight of the passenger in the right front seat and automatically suppresses air bag deployment when appropriate.†

† A NOTE ON CHILD SAFETY: Always use safety belts and proper child restraints, even in vehicles equipped with air bags.



### ONSTAR

Does your vehicle have a help button? With OnStar,\* you can get the help you need at the push of a button. If you're in a collision, you don't even need to ask for help – sensors around your vehicle can automatically alert an OnStar Advisor. If your car is stolen, we can use GPS technology to help police find it. OnStar with 1 year of the Safe & Sound Plan is standard on all Silverado models. In addition, the available Directions & Connections Plan includes Turn-by-Turn Navigation\*\* – the simplest and smartest navigation system available. Just push the OnStar button and tell the Advisor where you want to go, then turn-by-turn directions are downloaded to your vehicle. No one offers more ways to help you on the road. Learn more at onstar.ca



\* OnStar services require vehicle electrical system (including battery), wireless service and GPS satellite signals to be available and operating for features to function properly. OnStar acts as a link to existing emergency service providers. Subscription Service Agreement required. Ability to locate stolen vehicles varies with conditions. Call 1-888-4ONSTAR (1-888-466-7827) or visit onstar.ca for OnStar's Terms and Conditions, Privacy Statement and details and system limitations.

\*\* Turn-by-Turn Navigation not available in certain areas. Visit onstar.ca for coverage map.

### XM SATELLITE RADIO

Your listening preferences are very personal. XM Satellite Radio gives you access to the largest playlist on the planet and the most commercial-free music in digital-quality sound. That's on top of news, talk, comedy and sports channels – including more than 1000 NHL games. It all adds up to 130 channels to choose from, coast to coast.† Why offer so much choice? XM Satellite Radio has to appeal to a wide range of tastes, with more than 9 million subscribers. And it's included on Silverado LTZ and Silverado Hybrid LT and is available on Silverado WT and LT models. Ask your dealer for more information.




† Available in 10 Canadian provinces and the 48 contiguous United States. Subscription sold separately after trial period.



## MORE THAN THE RIGHT ENGINE – THE RIGHT ENGINE LINEUP.

Engineering and building a powerful, yet fuel efficient and technologically advanced engine is one thing. Offering you an extensive lineup of more than seven sophisticated engines, each with its own combination of output and fuel efficiency, is another proposition altogether. Because for you that translates into finding the right blend of characteristics for the way you use your truck. The Silverado 1500 lineup extends up to the 403 horsepower Vortec 6.2L V8. With the available Max Trailering Package, 1500 towing capacities range up to a massive 4854 kg (10,700 lb.). As to be expected, the 2500HD and 3500HD pickups deliver even more impressive numbers. The Duramax 6.6L V8 Turbo Diesel, available on Regular and Crew Cab HD pickups, is mated with the Allison® 6-speed automatic transmission to produce an awesome 660 lb.-ft. of torque. Fifth-wheel trailering capacities go all the way up to 7484 kg (16,500 lb.). And a host of advanced fuel-saving technologies, from Active Fuel Management and Variable Valve Timing to the leading-edge Two-Mode Hybrid System, help make Silverados cost-effective to own and operate.



The Duramax 6.6L V8 Turbo Diesel engine features a Diesel Particulate Filter that traps solid particles from the exhaust before they are emitted into the atmosphere – reducing particulate matter emissions by 90 percent. The engine is designed to run on Ultra-Low Sulfur Diesel Fuel (ULSF), further reducing emissions. The Duramax can also run on B5 Biodiesel – a mix of 95 percent ULSF diesel and 5 percent biodiesel. A “smart” turbocharger adds to Duramax’s capabilities. It boosts performance in a wide range of conditions, by enabling the boost pressure to be controlled independent of engine speed. That minimizes turbo lag and also reduces emissions.

The advanced Allison 6-speed automatic transmission includes grade braking and cruise grade braking. These features help you maintain a constant speed when driving downhill, by adjusting the shift schedule and using both the engine and transmission to slow down. This reduces brake wear and enhances driver control. The Allison transmission also uses shift stabilization, which minimizes unnecessary shift cycling by preventing an upshift in specific situations when it is preferable to remain in a lower gear with less engine torque. A Tow/Haul mode can be activated to raise the upshift and downshift points to further reduce shift cycling and to improve performance when towing or hauling a substantial load.



ETHANOL E85



HYBRID



ACTIVE FUEL MANAGEMENT®



**CENTURY**  
AUTO.CA

Silverado 3500HD Crew Cab LTZ Long Box 4x4, shown in Black with available equipment.



2010 SILVERADO 1500 BALL HITCH TRAILERING

ENGINE	Vortec 4.3L V6 (LU3)		Vortec 4.8L V8 (L20)		Vortec 5.3L V8 (LMG/LC9)		Vortec 6.0L V8 Hybrid (LZ1)		Vortec 6.2L H.O. V8 (L9H)	
AUTOMATIC TRANSMISSION	4-speed (4L60E)		4-speed (4L60E)		6-speed (6L80)		4-speed (2-mode)		6-speed (6L80)	
Horsepower @ rpm	195 @ 4600		302 @ 5600		315 @ 5200		332 @ 5100		403 @ 5700	
Torque (lb.-ft.) @ rpm	260 @ 2800		305 @ 4600		335 @ 4400		367 @ 4100		417 @ 4300	
MODEL	Max. Trailer Weight kg (lb.)	Axle Ratio	Max. Trailer Weight kg (lb.)	Axle Ratio	Max. Trailer Weight kg (lb.)	Axle Ratio	Max. Trailer Weight kg (lb.)	Axle Ratio	Max. Trailer Weight kg (lb.)	Axle Ratio
C10703 – Regular Cab 6' 6" Standard Box, 2WD	2223 (4900)	3.23	2132 (4700) 3266 (7200)	3.23 3.73	2994 (6600) 3357 (7400) 4128 (9100)	3.08 3.08 <sup>1</sup> 3.42 <sup>1</sup>				
C10903 – Regular Cab 8' Long Box, 2WD	2132 (4700)	3.23	2313 (5100) 3221 (7100)	3.23 3.73	2722 (6000) 3266 (7200) 4536 (10,000)	3.08 3.08 <sup>1</sup> 3.42 <sup>1</sup>				
C10753 – Extended Cab 6' 6" Standard Box, 2WD	1996 (4400)	3.23	2132 (4700) 3039 (6700)	3.23 3.73	2812 (6200) 3130 (6900) 4400 (9700)	3.08 3.08 <sup>1</sup> 3.42 <sup>1</sup>		3039 (6700) 4400 (9700) 4854 (10,700)	3.42 3.42 <sup>1</sup> 3.73 <sup>3</sup>	
C10953 – Extended Cab 8' Long Box, 2WD					2722 (6000) 3039 (6700) 4309 (9500)	3.08 3.08 <sup>1</sup> 3.42 <sup>1</sup>				
C10543 – Crew Cab 5' 8" Short Box, 2WD			2132 (4700) 3039 (6700)	3.23 3.73	2767 (6100) 3084 (6800) 3175 (7000) 4355 (9600)	3.08 3.08 <sup>1</sup> 3.08 <sup>2</sup> 3.42 <sup>1</sup>	2767 (6100)	3.08	2994 (6600) 4354 (9600) 4808 (10,600)	3.42 3.42 <sup>1</sup> 3.73 <sup>3</sup>
K10703 – Regular Cab 6' 6" Standard Box, 4x4	2313 (5100)	3.73	2722 (6000)	3.42	2903 (6400) 3221 (7100) 4037 (8900)	3.08 3.08 <sup>1</sup> 3.42 <sup>1</sup>				
K10903 – Regular Cab 8' Long Box, 4x4	2268 (5000)	3.73	2631 (5800)	3.42	2858 (6300) 3175 (7000) 4445 (9800)	3.08 3.08 <sup>1</sup> 3.42 <sup>1</sup>				
K10753 – Extended Cab 6' 6" Standard Box, 4x4			2495 (5500)	3.42	2767 (6100) 6084 (6800) 4355 (9600)	3.08 3.08 <sup>1</sup> 3.42 <sup>1</sup>		2903 (6400) 4264 (9400) 4717 (10,400)	3.42 3.42 <sup>1</sup> 3.73 <sup>3</sup>	
K10953 – Extended Cab 8' Long Box, 4x4					2585 (5700) 2948 (6500) 4173 (9200)	3.08 3.08 <sup>1</sup> 3.42 <sup>1</sup>				
K10543 – Crew Cab 5' 8" Short Box, 4x4			2495 (5500)	3.42	2722 (6000) 3039 (6700) 4309 (9500)	3.08 3.08 <sup>1</sup> 3.42 <sup>1</sup>	2676 (5900)	3.08	2903 (6400) 4218 (9300) 4717 (10,400)	3.42 3.42 <sup>1</sup> 3.73 <sup>3</sup>

1 – Requires Heavy-Duty Enhanced Cooling Package (K5L). 2 – XFE model (eXtra Fuel Efficiency). 3 – Requires MAX Trailering Package (NHT).

NOTES FOR SILVERADO 1500 TRAILERING:

- Any Silverado pickup can tow a 907 kg (2000 lb.) trailer without special equipment.
- Weight-carrying Hitch Limit: 2268 kg (5000 lb.) trailer with 272 kg (600 lb.) tongue weight.
- A Weight-distributing Hitch and Sway Control is required over 2268 kg ( 5000 lb.) Trailer Weight.
- Silverado 1500 models are limited to 2269 kg (5000 lb.) trailer rating unless equipped with Heavy-Duty (Z85), High-Performance (Z60) or Off-Road Suspension Package (Z71).
- Ball hitch trailers over 2268 kg (5000 lb.) require the optional Trailering Special Equipment Package (Z82), which includes a weight-distributing hitch platform with a 51 mm (2 in.) receiver, extra capacity transmission cooling (if not already equipped), high-capacity air cleaner, 4 blunt-cut wires in the instrument panel for electric brake controller hook-up and an independently fused wiring harness with a 7-pin sealed connector.
- Trailer tongue weight should be 10-15% of the total loaded trailer, up to 454 kg (1000 lb.) – 543 kg (1200 lb.) on models with MAX Trailering Package (option NHT).
- Addition of trailer tongue or kingpin weight must not cause the vehicle weights to exceed the Rear Gross Axle Weight Rating (RGAWR) or Gross Vehicle Weight Rating (GVWR).
- Trailer 5th-wheel kingpin weight should be 15-25% of the total loaded trailer weight, up to 680 kg (1500 lb.). Fifth-wheel trailers have a greater percentage of their weight on the kingpin (tongue load) than a conventional ball hitch trailer. Because of this, caution must be used when selecting a 1500 model to tow fifth-wheel trailers due to limited payload and rear axle capacity to handle typical kingpin weights.

2500HD & 3500HD SERIES GROSS COMBINATION WEIGHT RATINGS (GCWR)

GCWR kg (lb.)	7258 (16,000)	8392 (18,500)	9979 (22,000)	10,660 (23,500)
ENGINE	AXLE RATIO REQUIRED (AUTOMATIC TRANSMISSION STANDARD)			
Vortec 6.0L V8 (LY6)	3.73	4.10		
Duramax 6.6L V8 (LMM)			3.73	3.73*

\* Rating for 3500HD models with Dual Rear Wheels (DRW).

- Fifth-wheel kingpin loads are usually higher than ball hitch trailer tongue loads, so careful attention must be given to the trucks payload capacity and Rear Gross Axle Weight Rating (RGAWR). Subtract the tow vehicle's weight plus passenger and cargo weights from the Gross Vehicle Weight Rating (GVWR) to determine the available payload and/or kingpin weight allowance.
- Trailering kingpin weights should be 15-25% of the loaded trailer weight.
- Trailering capacity may be limited by the tow vehicles ability to carry the hitch weight without exceeding the GVWR or RGAWR.
- An Integrated Trailer Brake Controller (option JL1) is available in combination with the Trailering Special Equipment Package (option Z82). This facilitates hook-up of most electric trailer brakes.



2010 SILVERADO 2500HD & 3500HD TRAILERING

	BALL HITCH TRAILERING				FIFTH-WHEEL TRAILERING			
ENGINE	Vortec 6.0L V8 (LY6)*		Duramax 6.6L V8 Diesel (LMM)		Vortec 6.0L V8 (LY6)*		Duramax 6.6L V8 Diesel (LMM)	
Horsepower @ rpm	360 @ 3200		365 @ 3200		360 @ 3200		365 @ 3200	
Torque (lb.-ft.) @ rpm	380 @ 4200		660 @ 1600		380 @ 4200		660 @ 1600	
AUTOMATIC TRANSMISSION	6-speed (6L90)		6-speed Allison		6-speed (6L90)		6-speed Allison	
MODEL	Max. Trailer Weight kg (lb.)	Axle Ratio	Max. Trailer Weight kg (lb.)	Axle Ratio	Max. Trailer Weight kg (lb.)	Axle Ratio	Max. Trailer Weight kg (lb.)	Axle Ratio
2500HD – 4173 kg (9200 lb.) GVWR								
C20903 – Regular Cab 8' Long Box, 2WD	4763 (10,500) 5897 (13,000)	3.73 4.10	5897 (13,000)	3.73	4763 (10,500) 5897 (13,000)	3.73 4.10	7122 (15,700)	3.73
C20753 – Extended Cab 6' 6" Standard Box, 2WD	4627 (10,200) 5761 (12,700)	3.73 4.10			4627 (10,200) 5761 (12,700)	3.73 4.10		
C20953 – Extended Cab 8' Long Box, 2WD	4536 (10,000) 5670 (12,500)	3.73 4.10			4536 (10,000) 5670 (12,500)	3.73 4.10		
C20743 – Crew Cab 6' 6" Standard Box, 2WD	4536 (10,000) 5715 (12,600)	3.73 4.10	5897 (13,000)	3.73	4536 (10,000) 5670 (12,500)	3.73 4.10	6985 (15,400)	3.73
C20943 – Crew Cab 8' Long Box, 2WD	4491 (9900) 5625 (12,400)	3.73 4.10	5897 (13,000)	3.73	4491 (9900) 5625 (12,400)	3.73 4.10	6577 (14,500)	3.73
K20903 – Regular Cab 8' Long Box, 4x4	4627 (10,200) 5761 (12,700)	3.73 4.10	5897 (13,000)	3.73	4627 (10,200) 5761 (12,700)	3.73 4.10	7031 (15,500)	3.73
K20753 – Extended Cab 6' 6" Standard Box, 4x4	4491 (9900) 5625 (12,400)	3.73 4.10			4491 (9900) 5625 (12,400)	3.73 4.10		
K20953 – Extended Cab 8' Long Box, 4x4	4445 (9800) 5579 (12,300)	3.73 4.10			4445 (9800) 5579 (12,300)	3.73		
K20743 – Crew Cab 6' 6" Standard Box, 4x4	4445 (9800) 5579 (12,300)	3.73 4.10	5897 (13,000)	3.73	4445 (9800) 5579 (12,300)	3.73 4.10	6441 (14,200)	3.73
K20943 – Crew Cab 8' Long Box, 4x4	4355 (9600) 5489 (12,100)	3.73 4.10	5897 (13,000)	3.73	4355 (9600) 5489 (12,100)	3.73 4.10	5897 (13,000)	3.73
3500HD with Single Rear Wheels (SRW) – 4491 kg (9900 lb.) GVWR								
C30953 – Extended Cab 8' Long Box, 2WD	4491 (9900) 5625 (12,400)	3.73 4.10			4491 (9900) 5625 (12,400)	3.73 4.10		
C30943 – Crew Cab 8' Long Box, 2WD	4400 (9700) 5534 (12,200)	3.73 4.10	5897 (13,000)	3.73	4445 (9800) 5579 (12,300)	3.73 4.10	6849 (15,100)	3.73
K30903 – Regular Cab 8' Long Box, 4x4	4536 (10,000) 5670 (12,500)	3.73 4.10	5897 (13,000)	3.73	4536 (10,000) 5670 (12,500)	3.73 4.10	6985 (15,400)	3.73
K30953 – Extended Cab 8' Long Box, 4x4	4355 (9600) 5489 (12,100)	3.73 4.10			4355 (9600) 5489 (12,100)	3.73 4.10		
K30943 – Crew Cab 8' Long Box, 4x4	4264 (9400) 5398 (11,900)	3.73 4.10	5897 (13,000)	3.73	4309 (9500) 5443 (12,000)	3.73 4.10	6713 (14,800)	3.73
3500HD with Dual Rear Wheels (DRW) – 5171 kg (11,400 lb.) GVWR								
C30953 – Extended Cab 8' Long Box, 2WD	4309 (9500) 5443 (12,000)	3.73 4.10			4309 (9500) 5443 (12,000)	3.73 4.10		
C30943 - Crew Cab 8' Long Box, 2WD	4218 (9300) 5352 (11,800)	3.73 4.10	5897 (13,000)	3.73	4218 (9300) 5352 (11,800)	3.73 4.10	7348 (16,200)	3.73
K30903 – Regular Cab 8' Long Box, 4x4	4400 (9700) 5534 (12,200)	3.73 4.10	5897 (13,000)	3.73	4400 (9700) 5534 (12,200)	3.73 4.10	7484 (16,500)	3.73
K30953 – Extended Cab 8' Long Box, 4x4	4173 (9200) 5307 (11,700)	3.73 4.10			4173 (9200) 5307 (11,700)	3.73 4.10		
K30943 – Crew Cab 8' Long Box, 4x4	4128 (9100) 5262 (11,600)	3.73 4.10	5897 (13,000)	3.73	4128 (9100) 5262 (11,600)	3.73 4.10	7212 (15,900)	3.73

\* Vortec 6.0L V8 (LY6) produces 322 hp @ 4400 rpm and 380 lb.-ft. of torque @ 4200 rpm on 3500HD models with Dual Rear Wheels (DRW).



## HOW TO TRANSFORM YOUR SILVERADO INTO A ONE-OF-A-KIND.

If you believe your vehicle represents an important expression of your individuality, take Silverado's style and functionality to the next level with the addition of Chevrolet Accessories. They were part of Silverado's development process to ensure they offer the same quality of fit, finish and function as the rest of the vehicle. They are backed by the 3-year/60,000 km New Vehicle Limited Warranty\* and can be included in your finance agreement through GMAC. Ask your dealer for a complete list of the Chevrolet Accessories available for Silverado, or visit [gm.ca](http://gm.ca)

\* Whichever comes first, when permanently installed by the dealer at the time you purchased your new vehicle, or for the remainder of the New Vehicle Limited Warranty if installed after the time of your vehicle purchase, but no less than 12 months.

Selected GM Accessories available for Silverado include:

- Sliding tool box
- Sliding box divider
- Bed extender
- Overhead utility rack
- Bedliner
- Sliding side storage box
- Dual headrest DVD player
- Door sill plates and step shields
- Soft roll-up tonneau cover
- Hard shell tonneau cover
- Tubular assist steps in 3-in. round or 6-in. oval (black or chrome)
- 20-in. wheels
- Recovery hooks
- Chrome fuel door, door handles and mirror covers.



**ACCESSORIES**



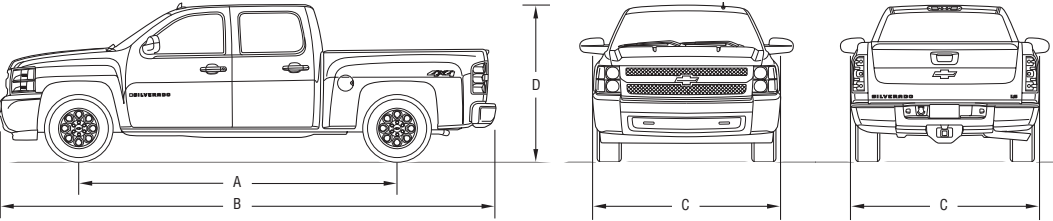
**CENTURY**  
**AUTO.CA**



SERIES	Cab Type	Model Number	Wheelbase mm (in.)	Drivetrain	GVWR Max. kg (lb.)	Payload Max. kg (lb.)	Pickup Box Length (ft. in.)	Gross Towing Capacity <sup>3</sup> Max. kg (lb.)	Seating Std./Opt.	
1500	Regular Cab	C10703	3032 (119.0)	2WD	2900 (6400)	888 (1957)	6'6"	4128 (9100)	3/2	
		C10903	3378 (133.0)	2WD	2900 (6400)	825 (1818)	8'	4536 (10,000)	3/2	
		K10703	3032 (119.0)	4x4	2900 (6400)	773 (1705)	6'6"	4037 (8900)	3/2	
		K10903	3378 (133.0)	4x4	3084 (6800)	817 (1802)	8'	4445 (9800)	3/2	
	Extended Cab	C10753	3645 (143.5)	2WD	3084 (6800)	773 (1705)	6'6"	4400 (9700)	6/5	
		C10753/NHT <sup>1</sup>	3645 (143.5)	2WD	3175 (7000)	846 (1865)	6'6"	4854 (10,700)	6/5	
		C10953	4000 (157.5)	2WD	3130 (6900)	742 (1636)	8'	4309 (9500)	6/5	
		K10753	3645 (143.5)	4x4	3175 (7000)	806 (1777)	6'6"	4264 (9400)	6/5	
		K10753/NHT <sup>1</sup>	3645 (143.5)	4x4	3266 (7200)	823 (1812)	6'6"	4717 (10,400)	6/5	
		K10953	4000 (157.5)	4x4	3175 (7000)	676 (1491)	8'	4173 (9200)	6/5	
	Crew Cab	C10543	3645 (143.5)	2WD	3084 (6800)	767 (1690)	5'8"	4354 (9600)	6/5	
		C10543/NHT <sup>1</sup>	3645 (143.5)	2WD	3220 (7100)	873 (1924)	5'8"	4808 (10,600)	6/5	
		C10543/Hybrid	3645 (143.5)	2WD	3220 (7100)	685 (1511)	5'8"	2767 (6100)	6/5	
		K10543	3645 (143.5)	4x4	3175 (7000)	781 (1721)	5'8"	4309 (9500)	6/5	
		K10543/NHT <sup>1</sup>	3645 (143.5)	4x4	3311 (7300)	850 (1873)	5'8"	4717 (10,400)	6/5	
		K10543/Hybrid	3645 (143.5)	4x4	3311 (7300)	668 (1473)	5'8"	2676 (5900)	6/5	
2500HD	Regular Cab	C20903	3378 (133.0)	2WD	4173 (9200)	1756 (3872)	8'	7167 (15,800)	3/2	
		K20903	3378 (133.0)	4x4	4173 (9200)	1630 (3594)	8'	7031 (15,500)	3/2	
	Extended Cab	C20753	3645 (143.5)	2WD	4173 (9200)	1633 (3600)	6'6"	5761 (12,700)	6/5	
		C20953	4000 (157.5)	2WD	4173 (9200)	1569 (3459)	8'	5670 (12,500)	6/5	
		K20753	3645 (143.5)	4x4	4173 (9200)	1514 (3338)	6'6"	5625 (12,400)	6/5	
		K20953	4000 (157.5)	4x4	4173 (9200)	1452 (3200)	8'	5579 (12,300)	6/5	
	Crew Cab	C20743	3886 (153.0)	2WD	4173 (9200)	1576 (3475)	6'6"	6940 (15,300)	6/5	
		C20943	4242 (167.0)	2WD	4173 (9200)	1504 (3316)	8'	6577 (14,500)	6/5	
		K20743	3886 (153.0)	4x4	4173 (9200)	1464 (3228)	6'6"	6305 (13,900)	6/5	
		K20943	4242 (167.0)	4x4	4173 (9200)	1382 (3047)	8'	5761 (12,700)	6/5	
	3500HD-SRW <sup>2</sup>	Regular Cab	K30903	3378 (133.0)	4x4	4491 (9900)	1872 (4128)	8'	6985 (15,400)	3/2
		Extended Cab	C30953	4000 (157.5)	2WD	4491 (9900)	1800 (3968)	8'	5625 (12,400)	6/5
K30953			4000 (157.5)	4x4	4491 (9900)	1691 (3729)	8'	5489 (12,100)	6/5	
Crew Cab		C30943	4242 (167.0)	2WD	4491 (9900)	1749 (3855)	8'	6849 (15,100)	6/5	
		K30943	4242 (167.0)	4x4	4491 (9900)	1628 (3590)	8'	6713 (14,800)	6/5	
3500HD-DRW <sup>2</sup>		Regular Cab	K30903	3378 (133.0)	4x4	5171 (11,400)	2384 (5255)	8'	7484 (16,500)	3/2
	Extended Cab	C30953	4000 (157.5)	2WD	5171 (11,400)	2308 (5088)	8'	5443 (12,000)	6/5	
		K30953	4000 (157.5)	4x4	5171 (11,400)	2199 (4848)	8'	5307 (11,700)	6/5	
	Crew Cab	C30943	4242 (167.0)	2WD	5171 (11,400)	2258 (4979)	8'	7348 (16,200)	6/5	
		K30943	4242 (167.0)	4x4	5171 (11,400)	2138 (4714)	8'	7212 (15,900)	6/5	

1 – With MAX Trailering Package (NHT). 2 – SRW = Single Rear Wheels (credit option). DRW = Dual Rear Wheels. 3 – 1500 ratings are maximums for trucks when equipped with a ball hitch. 2500HD and 3500HD ratings are for models equipped with a 5th Wheel (Gooseneck) hitch.

DIMENSIONS



MODEL	A. Wheelbase mm (in.)	B. Overall Length mm (in.)
Regular Cab standard box	3032 (119.0)	5222 (205.6)
Regular Cab long box	3378 (133.0)	5702 (224.5)
Extended Cab standard box	3645 (143.5)	5839 (229.9)
Extended Cab long box	4000 (157.5)	6320 (248.8)
Crew Cab short box	3645 (143.5)	5839 (229.9)
Crew Cab standad box	3886 (153.0)	6094 (239.9)
Crew Cab long box	4242 (167.0)	6572 (258.7)

	C. Width mm (in.)	D. Height mm (in.)
Single Rear Wheels	2029 (79.9) (max.)*	1959 (77.1) (max.)†
Dual Rear Wheels	2436 (95.9) (max.)†	1933 (76.1) (max.)†

\*Excluding mirrors. † Depending on model selected.



SILVERADO 1500 MODEL OVERVIEW

SILVERADO MODEL OVERVIEW

SILVERADO WT

Silverado WT includes these standard features:

- 17-in. painted steel wheels with centre caps
- StabiliTrak electronic stability control system
- Transfer case with floor-mounted shifter (4x4 models)
- GM Oil Life Monitoring System
- Intermittent windshield wipers
- Front black bumper
- Rear chrome bumper with step pad
- Black grille surround
- Black manual folding exterior mirrors
- Front recovery hooks (4x4 models)
- Solar-Ray® tinted glass (all windows)
- Frontal air bags with Passenger Sensing System
- Head curtain side-impact air bag system
- Driver and front passenger seat-mounted side-impact air bags
- Tilt adjustable steering column
- Driver Information Centre (DIC)
- Front seats – vinyl or cloth 40/20/40 split bench with fold-down centre armrest
- Rear seat – fold-up bench (Extended Cab and Crew Cab)
- Manual single zone air conditioning
- Overhead deluxe console
- Programmable power door locks (Crew Cab)
- Black vinyl floor covering
- AM/FM stereo with seek/scan and clock
- Tire pressure monitoring system
- OnStar with 1 year of the Safe & Sound Plan.

SILVERADO CHEYENNE EDITION

Silverado Extended and Crew Cab WT with the Cheyenne Edition enhance WT features with:

- Vortec 4.8L V8
- 17-in. chrome appearance wheels with chrome centre cap
- Front chrome bumper with body-coloured end caps
- Chrome surround grille
- Deep-tinted glass on all windows behind front doors
- Heated power exterior rear-view mirrors
- Body-coloured side mouldings
- Remote keyless entry system
- Power door locks and power windows
- CD player with MP3 playback
- Cruise control
- Colour-keyed carpeting with vinyl mats.

SILVERADO LT

Silverado LT enhances Cheyenne Edition features with:

- Spare tire lock
- Autotrac transfer case (4x4 models)
- Instrumentation includes voltmeter and oil pressure gauge
- DIC with compass and exterior temperature display
- Leather-wrapped sport steering wheel
- Front seats – premium cloth 40/20/40 split bench with centre armrest and underseat storage
- Sunshades – left-hand and right-hand padded with lighted visor mirror
- Power windows with driver's side express-down feature, and power rear side windows (Extended and Crew Cab)
- Programmable power door locks (Regular and Extended Cab; std. on Crew Cab)
- Colour-keyed carpet with vinyl floor mats
- CD player with MP3 playback and auxiliary input jack.

SILVERADO LTZ

Silverado LTZ enhances LT features with:

- 18-in. chrome-clad aluminum wheels
- Trailering Special Equipment Package
- Locking rear differential
- Fog lights
- Heated, power auto-dimming, body-coloured exterior rear-view mirrors with integral turn signal indicators
- Body-coloured front bumper and end caps
- Rear window electric defogger
- Remote vehicle starter system
- Up-level full-function Driver Information Centre (DIC)
- Premium instrument panel
- Steering-wheel-mounted sound system controls
- Full-feature heated power 10-way front bucket seats with leather-appointed seating surfaces
- Automatic dual-zone climate control
- Auto-dimming interior rear-view mirror
- Personalization feature enables numerous comfort and convenience features to be pre-set
- Bluetooth connectivity
- USB port and Bose speaker system with subwoofer
- XM Satellite Radio.





2010 SILVERADO STANDARD & OPTIONAL FEATURES

SAFETY AND SECURITY	WT	LT	LTZ	HYBRID
<b>Air bags</b> – 1500; dual-stage, driver and right front passenger, frontal. Includes front Passenger Sensing System with automatic air bag suppression	S	S	S	S
<b>Air bags</b> – 1500; seat-mounted side-impact, driver and right front passenger for thorax and pelvic protection	S	S	S	S
<b>Air bags</b> – 2500HD/3500HD; driver and right front-passenger, frontal	S	S	S	–
<b>Air bags</b> – 1500; head curtain side-impact for all outboard seating positions with rollover sensor	S	S	S	S
<b>Door locks</b> – power, programmable with lock-out protection (standard on Crew Cab)	0 <sup>1</sup>	S	S	S
<b>Keyless entry system</b> – remote, programmable, includes two transmitters with panic alarm feature	0 <sup>1</sup>	S	S	S
<b>OnStar In-Vehicle Communications and Assistance Service</b> – includes 1 year of the Safe & Sound Plan*	S	S	S	S
<b>Safety restraints</b> – LATCH (Lower Anchors and top Tethers for Children) – Ext. and Crew Cab only	S	S	S	S
<b>Safety restraints</b> – Top tether anchor – Reg. Cab	S	S	–	–
<b>StabiliTrak</b> – electronic stability control system with Proactive Roll Avoidance and traction control – all 1500 models and 2500HD Ext. and Crew Cab Standard Box models	S	S	S	S
<b>Theft-deterrent system</b> – electronic immobilizer	S	S	S	S
<b>Ultrasonic rear parking assist</b> – rear obstacle detection system with audible warning, included with available Safety and LTZ Convenience Packages on Ext. and Crew Cab only	–	0	0	0
MECHANICAL				
<b>Air cleaner</b> – high capacity (standard on all 2500HD/3500HD)	0	0	S	–
<b>Brakes</b> – 1500; power, front disc/rear drum with 4-wheel anti-lock braking system (ABS) and dynamic rear proportioning (DRP) – rear disc brakes on Ext. and Crew Cabs when equipped with the 6.2L V8 engine	S	S	S	–
<b>Brakes</b> – 2500HD/3500HD; hydro-boost power, 4-wheel disc with anti-lock braking system (ABS)	S	S	S	–
<b>Brakes</b> – 1500; power, 4-wheel disc with 4-wheel anti-lock braking system (ABS), dynamic rear proportioning (DRP) and regenerative braking system	–	–	–	S
<b>Engines</b> – refer to page 32 for complete availability	S	S	S	S
<b>Engine</b> – block heater	0	0	0	0
<b>Locking differential</b> – rear	0	0	S	S
<b>Steering</b> – 1500; power, rack-and-pinion – electric assist on Hybrid	S	S	S	S
<b>Steering</b> – 2500HD/3500HD; power recirculating ball	S	S	S	–
<b>Suspension</b> – refer to page 16 for availability on 1500 models and page 18/19 for 2500HD and 3500HD models	S	S	S	S
<b>Trailer wiring provisions</b> – for camper or fifth wheel hitch, includes additional 8-way wiring harness to front of pickup box <sup>2</sup> – 2500HD and 3500HD only	0	0	0	–
<b>Transfer case 4x4 models</b> – lever-operated, 2-speed part-time	S	–	–	–
<b>Transfer case 4x4 models</b> – 1500; Autotrac with electronic rotary dial	–	S	S	S
<b>Transfer case 4x4 models</b> – 2500HD/3500HD; 2-speed with electronic rotary dial	–	S	S	–
<b>Transmission</b> – 1500; 4-speed automatic (model 4L60E) with overdrive and Tow/Haul mode used on models equipped with the Vortec 4.3L V6 or 4.8L V8 engines – 6-speed automatic (model 6L80) with tap-up/tap-down shift control and Tow/Haul mode used on all models equipped with the Vortec 5.3L V8 or Vortec 6.2L V8 engines	S	S	S	–
<b>Transmission</b> – 1500 Hybrid; 4-speed automatic integrated with Hybrid 2-mode electronically variable propulsion system	–	–	–	S
<b>Transmission</b> – 2500HD/3500HD; 6-speed automatic (model 6L90) with 2 overdrives, tap up/ tap down shift control and Tow/Haul mode used on models equipped with the Vortec 6.0L V8 engine – Allison 1000 Series 6-speed automatic with tap-shift range selection, Tow/Haul mode and engine grade braking is required with the Duramax 6.6L V8 Diesel engine	S	S	S	–
<b>Vehicle starter system</b> – remote	–	0 <sup>3</sup>	S	–
<b>Heavy-Duty Enhanced Cooling Package</b> – 1500; includes external transmission and engine oil coolers, heavy-duty radiator and cooling fan (requires 6-speed automatic transmission; standard on LTZ Crew Cab)	0	0	0	–

EXTERIOR	WT	LT	LTZ	HYBRID
<b>Bumpers</b> – 1500; front black with black end caps	S	–	–	–
<b>Bumpers</b> – 1500; front chrome with body-colour end caps	0 <sup>4</sup>	S	–	S
<b>Bumpers</b> – 1500; front body-colour with body-colour end caps	–	–	S	–
<b>Bumpers</b> – 2500HD/3500HD; front chrome with chrome end caps	S	S	S	–
<b>Bumper</b> – rear, chrome with step pad	S	S	S	S
<b>Cargo management pickup box</b> – includes aluminum front and side C-channel rails in pickup box with 4 adjustable tie-down hooks (dealer installed)	0	0	0	–
<b>Fog lights</b>	–	0 <sup>5</sup>	S	–
<b>Glass</b> – Solar-Ray tinted, all windows	S	S	S	S
<b>Glass</b> – deep-tinted on all windows behind front doors	0	S	S	S
<b>Grille</b> – 1500; moulded plastic with black surround	S	–	–	–
<b>Grille</b> – moulded plastic with chrome surround (standard on 2500HD/3500HD)	0 <sup>4</sup>	S	S	S
<b>Mirrors</b> – manual foldaway, black	S	–	–	–
<b>Mirrors</b> – manual foldaway, power remote control, heated, black	–	S	–	S
<b>Mirrors</b> – power folding, power remote control, heated, integral turn signal indicators, auto-dimming driver's side, body-colour with reverse tilt – not available on 3500HD with dual rear wheels	–	–	S	–
<b>Mirrors</b> – deluxe wide-load, heated, integrated turn signal, manual extending and folding with lower spotter glass, black	–	0	0	–
<b>Mouldings</b> – bodyside, body-colour (except 3500HD Reg. Cab models)	–	S	S	S
<b>Rearview Camera System</b> – reverse assist for parking or trailer towing (includes interior rear-view mirror display) – not available on Reg. Cab models	–	0	0	0
<b>Recovery hooks</b> – two front (available 2WD 1500 models)	S	S	S	S
<b>Skid plates</b> – off-road, includes shields for engine, transmission, transfer case and front differential, included with Z71 suspension (4x4 only)	0	0	0	–
<b>Sunroof</b> – power, with express-open, includes universal home remote and short overhead console (Ext. and Crew Cab)	–	0 <sup>5</sup>	0	0
<b>Tires</b> – P245/70R17 all-season**, 1500 2WD models	S	S	–	–
<b>Tires</b> – P265/70R17 all-season**, 1500 4x4 models	S	S	–	–
<b>Tires</b> – P265/65R18 all-season**, 1500 models	–	–	S	S
<b>Tires</b> – P275/55R20 all-season**, 1500 models – requires Z60 High Performance Suspension		0	0	–
<b>Tires</b> – LT245/75R16 all-season**, 2500HD	S	S	–	–
<b>Tires</b> – LT265/75R16 on-off road, 3500HD SRW <sup>6</sup>	S	S	–	–
<b>Tires</b> – LT265/70R17 all-terrain, 2500HD/3500HD SRW <sup>6</sup>	–	0	S	–
<b>Tires</b> – LT225/75R17 highway, 3500HD DRW <sup>6</sup>	S	S	S	–
<b>Tire</b> – spare tire carrier – locking, rear underbody, winch-mounted	0	S	S	S
<b>Wheel trim</b> – please refer to page 33 for description and availability	S	S	S	S
<b>Windshield wipers</b> – variable delay (intermittent), flat-blade with wet arm washers	S	S	S	S

INTERIOR				
<b>Air conditioning</b> – single-zone, manual climate control	S	S	–	–
<b>Air conditioning</b> – dual-zone, automatic climate control	–	0 <sup>7</sup>	S	S
<b>Console</b> – overhead deluxe	S	S	S	S
<b>Cruise control</b> – electronic with resume, coast and decelerate/accelerate features	0	S	S	S
<b>Defogger</b> – electric, rear-window	0	0	S	0
<b>Floor covering</b> – vinyl, graphite rubberized coating	S	0	–	–
<b>Floor covering</b> – colour-keyed carpeting and removable vinyl floor mats (includes rear mats in Ext. and Crew Cab)	0	S	S	S
<b>Instrument panel</b> – standard with upper and lower glove compartments	S	S	–	S
<b>Instrument panel</b> – premium with single glove compartment	–	–	S	–

INTERIOR (CONTINUED)	WT	LT	LTZ	HYBRID
<b>Instrumentation</b> – 1500; analogue gauge cluster with speedometer, tachometer, engine temperature and fuel level	S	S	S	S
<b>Instrumentation</b> – 1500; voltmeter (ECO gauge on Hybrid) and oil pressure gauges added to above	–	S	S	S
<b>Instrumentation</b> – 2500HD/3500HD; analogue gauge cluster with speedometer, tachometer, engine temperature, fuel level, voltmeter and oil pressure	S	S	S	–
<b>Instrumentation</b> – Driver Information Centre (DIC); comprehensive multi-language system with trip odometer, engine hour meter, transmission temperature, GM Oil Life Monitoring System, tire pressure monitoring system (except 3500HD models with Dual Rear Wheels) and visual and audible reminders/warnings	S	S	S	S
<b>Instrumentation</b> – compass and exterior temperature display added to above	–	S	S	S
<b>Instrumentation</b> – four DIC menu buttons located on the instrument panel provide additional vehicle information and permit customization features such as automatic locking/unlocking, seat position recall, exit lighting, remote door lock/unlock and curb-view assist exterior mirrors	–	–	S	S
<b>Mirror</b> – includes auto-dimming feature	–	–	S	–
<b>Steering column</b> – tilt adjustable	S	S	S	S
<b>Steering wheel</b> – leather-wrapped	0 <sup>8</sup>	S	S	S
<b>Steering wheel</b> – sound system controls	0 <sup>8</sup>	0 <sup>7</sup>	S	S
<b>Sunshades</b> – LH and RH, padded; colour-keyed cloth; LH with pocket, RH with visor mirror	S	–	–	–
<b>Sunshades</b> – LH and RH, padded; colour-keyed cloth with illuminated visor mirrors	–	S	S	S
<b>Windows</b> – front, power with passenger lock-out feature	–	S	S	S
<b>Windows</b> – front, includes driver express-down feature	–	S	–	S
<b>Windows</b> – front, includes driver and passenger express-down feature	–	–	S	–
<b>Window</b> – rear, fixed side (Ext. Cab)	S	–	–	–
<b>Windows</b> – rear, manual drop glass (Crew Cab)	S	–	–	–
<b>Windows</b> – rear, power drop glass (Ext. and Crew Cab)	–	S	S	S
<b>Window</b> – rear sliding, power operated (Ext. and Crew Cab) <sup>9</sup>	–	0	0	–
<b>Universal home remote</b> – 3-channel transmitter	–	0	0	0

SEATS				
Front 40/20/40 split-bench with driver and front-passenger manual recliners, centre fold-down armrest, vinyl or cloth trim. Includes driver manual lumbar adjuster when cloth trim specified	S	–	–	–
Front 40/20/40 split-bench, driver and front-passenger manual recliners, driver manual lumbar adjuster, centre fold-down armrest with storage, lockable storage compartment in centre seat cushion (includes auxiliary power outlet), seatback storage pockets on Ext. and Crew Cab models. Available in Premium cloth or with leather seat inserts. Rear folding seat includes vinyl trim when ordered with leather seat inserts	–	S	–	S
Seat adjuster – power 6-way driver seat on 40/20/40 split-bench	–	0	–	0
Front bucket seats, includes power 6-way driver and front-passenger seat adjusters, front passenger manual recliner, driver and front passenger manual lumbar adjuster, centre console and seatback storage pockets. Available in Premium cloth or with leather-appointed seating. Rear folding seat includes vinyl trim when ordered with leather inserts on Ext. Cab and Crew Cab models	–	0	–	0
Front bucket seats with leather seat inserts, includes power 10-way driver and front-passenger seats which include 6-way seat adjusters, 2-way power lumbar and 2-way power recline, heated seat cushions and seatbacks, 2-position driver memory, centre floor console and seatback storage pockets. Rear folding seat includes vinyl trim	–	–	S	–
Rear stadium-style fold-up seat on Ext. Cab – 60/40 split-folding on LT and LTZ	S	S	S	
Rear stadium-style fold-up seat on Crew Cab – 60/40 split-folding (except Hybrid)	S	S	S	S

ENTERTAINMENT SYSTEMS	WT	LT	LTZ	HYBRID
AM/FM stereo with seek/scan and digital clock	S	–	–	–
The following Sound Systems include – AM/FM stereo with seek/scan, auto tone control, speed-compensated volume, Radio Data System® (RDS), MP3 playback compatible, auxiliary audio input jack, TheftLock® and digital clock				
CD player	0	S	–	S
CD player, USB port, Bose Premium sound system with subwoofer and 36 cross-band presets	–	0	S	–
Navigation system with voice recognition added to above in Crew Cab models <sup>10,11</sup>	–	–	0	0
6-disc CD changer, USB port, Bose Premium sound system with subwoofer and 36 cross-band presets	–	0	0	–
CD/DVD player, USB port and Bose Premium sound system with subwoofer. Includes rear-seat entertainment system DVD player with remote control, overhead display, 2 sets of wireless headphones and auxiliary audio/video input jacks. Available on Crew Cabs only <sup>12</sup>	–	–	0	–
Navigation system with voice recognition added to above <sup>10,11</sup>	–	–	0	–
XM Satellite Radio <sup>1</sup>	0	0	S	S
Bluetooth – utilizes vehicle audio system, microphone, voice recognition and controls with Bluetooth-enabled cell phones	0 <sup>6</sup>	0 <sup>7</sup>	S	S
Rear-seat audio controls and earphone jacks (Crew Cab only)	–	–	S	–
4-speaker sound system (Reg. Cab models)	S	S	–	–
6-speaker up-level performance sound system (Ext. and Crew Cab models)	S	S	–	S
Bose Premium sound system with subwoofer (Ext. and Crew Cab models)	–	–	S	–

SILVERADO PACKAGES

<b>Bluetooth Convenience Package</b> – includes Bluetooth connectivity and leather-wrapped steering wheel with sound system controls and adds cruise control to WT models	0 <sup>12</sup>	0	–	–
<b>Fuel Economy Package (XFE)</b> – available on 1500 2WD Crew Cab only; includes Vortec 5.3L V8 engine with aluminum block, 6-speed automatic transmission, heavy-duty enhanced cooling package, 3.08:1 rear axle ratio, 3039 kg (6700 lb.) GVWR, 17-inch Custom aluminum wheels and soft tonneau cover	–	0	–	–
<b>LS Package</b> – 1500 Regular Cab and Extended Cab Long Box models; includes 17" chrome appearance steel wheels with chrome centre caps, chrome grille surround and chrome front bumper with body-coloured end caps	0	–	–	–
<b>LS Package</b> – 2500HD/3500HD; includes power door locks, remote keyless entry system, AM/FM stereo with MP3 compatible CD player (also includes auxiliary input jack, seek/scan, digital clock, auto tone control, speed-compensated volume, TheftLock, RDS) and up-level performance speakers in Extended and Crew Cab models, plus exterior "LS" badge. 2500HD and 3500HD SRW models include 16" chrome appearance steel wheels with chrome centre cap. 3500HD with DRW features chrome appearance wheel insert on 17" steel wheels	0	–	–	–

1 – Included with available WT Convenience Package on 1500. Included with available LS Package on 2500HD/3500HD.

2 – Requires available Trailering Special Equipment Package.

3 – Included with available LT Exterior Package.

4 – Included with available LS Package.

5 – Requires available LT Exterior Package.

6 – SRW: Single Rear Wheels/DRW: Dual Rear Wheels.

7 – Included with available LT Interior Package.

8 – Requires Bluetooth Convenience Package.


9 – Deletes electric rear-window defogger, when specified.

10 – Deletes in-dash 6-disc CD changer.

11 – At time of printing, detailed map coverage is available for most major urban areas of the United States and for certain metropolitan areas of Canada (Vancouver, Calgary, Edmonton, Winnipeg, London, Toronto, Ottawa, Montreal, Quebec City and Halifax). Coverage is limited outside these areas.

12 – Requires up-level sound system.

\* OnStar services require vehicle electrical system (including battery), wireless service and GPS satellite signals to be available and operating for features to function properly. OnStar acts as a link to existing emergency service providers. Subscription Service Agreement required. Ability to locate stolen vehicles varies with conditions. Call 1-888-4ONSTAR (1-888-466-7827) or visit onstar.ca for OnStar's Terms and Conditions, Privacy Statement and details and system limitations.

\*\* All-season tires may not satisfy winter tire requirements in all regions of the country. Tires specifically designed for severe winter conditions and marked with the "winter tire" symbol  may be required during certain months or in certain regions. Contact your Provincial, Municipal or local road authority for information regarding which tires are required in your particular area.

† Available in 10 Canadian provinces and the 48 contiguous United States. Monthly subscription sold separately after trial period.



2010 SILVERADO STANDARD & OPTIONAL FEATURES

SILVERADO PACKAGES (CONTINUED)	WT	LT	L TZ	HYBRID
<b>WT Convenience Package</b> – 1500 only; includes power door locks, remote keyless entry system and AM/FM stereo with MP3 compatible CD player	0	–	–	–
<b>Silverado Cheyenne Edition</b> – available on 1500 Extended Cab Standard Box and Crew Cab WT models; includes Vortec 4.8L V8 engine, 17-inch chrome appearance steel wheels with chrome centre caps, chrome front bumper with body-colour end caps, chrome grille surround, deep-tinted glass on all windows behind front doors, heated power exterior rear-view mirrors, body-colour side mouldings, remote keyless entry system, power door locks and windows, CD player with MP3 playback, cruise control and colour-keyed floor carpet with vinyl mats	0	–	–	–
<b>LT Exterior Package</b> – includes remote vehicle starter system, fog lights, universal home remote, power remote control exterior rear-view mirrors (heated, power folding with integral turn signal indicators) and auto-dimming interior rear-view mirror on 1500 models. Also includes 17" Custom aluminum wheels on 1500 models and 16" aluminum wheels on 2500HD models	–	0	–	–
<b>LT Interior Package</b> – includes AM/FM stereo with MP3 compatible CD player, Bluetooth connectivity, steering-wheel-mounted sound system controls, power 6-way driver's seat adjuster with 40/20/40 split-bench and dual-zone automatic climate controls on Extended and Crew Cab models	–	0	–	–
<b>LTZ Convenience Package</b> – includes universal home remote, power adjustable pedals and ultrasonic rear parking assist	–	–	0	–
<b>Safety Package</b> – includes power adjustable pedals and ultrasonic rear parking assist	–	0	0	–
<b>Silverado Z71 Plus Package</b> – available on 1500 Extended Cab Standard Box 4x4 and Crew Cab LT and LTZ 4x4 models; includes Z71 specific instrument cluster, carpeted floor mats, bright sill plate and "Z71 Plus" decals, body-colour grille with chrome mesh insert, chrome recovery hooks, smooth body-colour front lower fascia, body-colour door handles and exterior mirrors, P265/65R18 On/Off Road tires, 18" x 8" Bright machined aluminum wheels and Z71 Off-Road Chassis Package with Rancho® shock absorbers. LT models upgrade to automatic climate control, fog lights, self-dimming interior rear-view mirror and heated, power adjustable, power folding exterior rear-view mirror	–	0	0	–

SILVERADO PACKAGES (CONTINUED)	WT	LT	L TZ	HYBRID
<b>Snow Plow Prep Package</b> – includes 15 amp wiring for roof-mounted light with provisions for switch in overhead console, instrument wiring harness for an electric brake controller, access hole in dash panel and skid plate package and 160 amp alternator with Vortec V8 engines (dual 125 amp alternators with Duramax 6.6L V8 Turbo Diesel). Includes auxiliary external transmission oil cooler and a high-capacity air cleaner if not already equipped. Available on 1500 Regular Cab 4x4 only and 2500HD/3500HD 4x4 models. Diesel engine restricted to Regular Cab 2500HD/3500HD 4x4 models	0	0	–	–
<b>Tailgate Package</b> – includes EZ Lift tailgate, lockable	–	0	0	–
<b>Trailer Special Equipment Package</b> – includes weight-distributing trailer hitch platform with a 2-inch receiver on 1500 models and 2.5-inch receiver with a 2-inch adapter on 2500HD/3500HD. Also includes a 7-wire harness with independently fused trailer circuits mated to a 7-way sealed connector and 4 blunt-cut wires in the instrument panel for an aftermarket trailer brake controller (except when equipped with optional integrated trailer brake control) and a lead for a centre high-mounted stoplight. Includes extra capacity transmission cooling and a high-capacity air cleaner if not already equipped	0	0	S	S
<b>MAX Trailing Package (NHT)</b> – available on 1500 Extended Cab Standard Box and Crew Cab LT and LTZ models; includes increased Gross Vehicle Weight Ratings (GVWRs), Vortec 6.2L V8 engine, heavy-duty 9.5" rear axle, 3.73:1 rear axle ratio, 4-wheel disc brakes with ABS, 6-speed (model 6L80) automatic transmission and P265/70R17 On-Off Road tires (LTZ models include 17-inch Custom aluminum wheels). A heavy-duty enhanced cooling package protects both the engine and transmission. A high-capacity air cleaner, locking rear differential, fog lights and Trailing Special Equipment Package are included if not already equipped	–	0	0	–

2010 SILVERADO ENGINE AND TRANSMISSION AVAILABILITY

1500 MODELS					
Engine	Vortec 4.3L V6	Vortec 4.8L V8	Vortec 5.3L V8	Vortec 6.2L V8	Vortec 6.0L V8
	195 hp @ 4600 rpm 260 lb.-ft. of torque @ 2800 rpm	302 hp @ 5600 rpm 335 lb.-ft. of torque @ 4600 rpm	315 hp @ 5200 rpm 335 lb.-ft. of torque @ 4400 rpm	403 hp @ 5700 rpm 417 lb.-ft. of torque @ 4300 rpm	332 hp @ 5100 rpm 367 lb.-ft. of torque @ 4100 rpm
Transmission	4-speed automatic with overdrive, Tow/Haul mode and 2nd gear start	4-speed automatic with overdrive, Tow/Haul mode and 2nd gear start	6-speed automatic with 2 overdrive gears, Tow/Haul mode, driver shift control and grade braking	6-speed automatic with 2 overdrive gears, Tow/Haul mode, driver shift control and grade braking	Hybrid specific 4-speed automatic with overdrive and electronically variable propulsion system
Features and Applications	This powertrain is limited to WT trim versions of Regular Cab and 2WD Extended Cab Standard Box models	This powertrain is standard on most base 1500 models. The engine features Variable Valve Timing (VVT) and is capable of running on regular unleaded fuel or up to 85% ethanol (E85)	Featuring outstanding performance with remarkable fuel economy, this popular powertrain is available on most models and is standard with LTZ trim. It is E85 compatible and features Active Fuel Management and Variable Valve Timing (VVT). An aluminum block version is available in selected applications	With phenomenal performance, this powertrain is the logical choice for the MAX Trailing Package. It features an aluminum block, Variable Valve Timing (VVT) and E85 compatibility. It is available in Extended Cab Standard Box and Crew Cab LT and LTZ	This powertrain is exclusive to the Hybrid model and features Active Fuel Management for improved fuel economy when running in Hybrid mode 2 as well as Late Intake Valve Closing (LIVC) to facilitate frequent stops and re-starts

2500HD and 3500HD MODELS		
Vortec 6.0L V8	Vortec 6.0L V8	Duramax 6.6L V8 Diesel
360 hp @ 5400 rpm 380 lb.-ft. of torque @ 4200 rpm	322 hp @ 4400 rpm 380 lb.-ft. of torque @ 4200 rpm	365 hp @ 5200 rpm 660 lb.-ft. of torque @ 1600 rpm
6-speed heavy-duty automatic with 2 overdrive gears, Tow/Haul mode, driver shift control and grade braking	6-speed heavy-duty automatic with 2 overdrive gears, Tow/Haul mode, driver shift control and grade braking	6-speed Allison 1000 Series automatic with 2 overdrive gears, Tow/Haul mode, tap-shift gear selection and grade braking
This powertrain is standard on HD pickup trucks with Single Rear Wheels. The engine features Variable Valve Timing (VVT) for efficient performance and is E85 compatible	This version of the Vortec 6.0L V8 is standard on 3500HD pickups with Dual Rear Wheels	The Duramax Diesel, mated to the dependable Allison transmission, is available on Regular and Crew Cab HD pickups and provides outstanding power and torque to handle your heaviest towing and payload needs

1500 WHEELS



17-inch painted steel wheel, standard on WT models (NX7)



17-inch chrome appearance steel wheel, standard on LT and included on WT models with LS or Value Package (PY9)



17-inch custom aluminum, available on LT (N56)



18-inch chrome-clad aluminum, standard on LTZ (R07)



18-inch aluminum, available on LT and LTZ with Z71 Off-Road Suspension (N87)



20-inch chrome-clad aluminum, available on LT and LTZ models with high performance suspension (S83)

2500HD & 3500HD WHEELS

2500HD



16-inch painted steel wheel, standard on WT models (QB5)



16-inch chrome-style steel wheel, standard on LT and available on WT models (PY2)



16-inch polished forged aluminum wheel, available on LT models (PY0)

2500HD & 3500HD SRW



17-inch bright machined aluminum wheel, standard on LTZ and available on LT models (P25)

3500HD SRW



16-inch painted steel wheel, standard with painted centre cap on WT models and chrome centre cap on LT models (QC1)

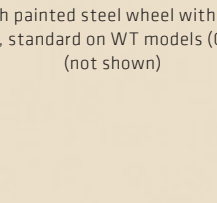
3500HD DRW



17-inch painted steel wheel with chrome appearance wheel insert and centre cap (shown), standard on LT and LTZ models (Q9A)



16-inch chrome appearance steel wheel, available on LT models (NZ7) (shown below)



17-inch painted steel wheel with centre cap, standard on WT models (QR5) (not shown)



BACKED THE WAY THEY ARE BUILT

First we build our vehicles to achieve world-class quality standards and to offer the dependability Chevrolet is famous for. Then we stand behind our vehicles with the backing of the best coverage in Canada:

- 3-year/60,000 km New Vehicle Limited Warranty\*
  - 5-year/160,000 km Powertrain Component Limited Warranty, with \$0 deductible on repairs and the warranty is fully transferable at no charge\*
  - 5-year/160,000 km Courtesy Transportation\*
  - 5-year/160,000 km 24/7 Roadside Assistance\*
  - 6-year/160,000 km rust-through perforation coverage\*
  - 8-year/130,000 km coverage on catalytic converters and powertrain control modules (PCMs)\*
  - 8-year/160,000 km coverage on specific hybrid components on the Silverado Hybrid model.\*
- \*Whichever comes first. Conditions and limitations apply. see dealer for details.

OTHER OWNERSHIP PRIVILEGES AND PROGRAMS:¹

- **GM Protection Plan (GMPP)** – the only extended service plan backed by the resources and commitment of General Motors, GMPP may be purchased at the time of sale or subsequently during the New Vehicle Limited Warranty period
  - **GM Goodwrench Service** – with GM-certified technicians and GM-approved parts, nobody knows your GM vehicle better.
- ¹Conditions and limitations apply.

TO HELP YOU PURCHASE A NEW VEHICLE:

- **GMAC Express Credit Application** – a convenient way to get pre-approved credit towards the purchase of your next GM vehicle
  - **GMAC Purchase Financing** – on the spot financing at your GM dealership¹¹
  - **The GM Card** – eligible cardholders may be able to redeem up to \$3500 on GM Card® Earnings toward the Total Purchase Price on selected vehicles. For more information on The GM Card please call 1-800-461-3279.¹
- ¹¹Subject to eligibility.

INFORMATION RESOURCES:

You can find more information about these programs from your GM dealer, or at these information centres:

- The GM website at **gm.ca**
- The GM Customer Communication Marketing Centre at **1-800-GM-DRIVE (1-800-463-7483 or 1-800-263-3830** for TDD users)
- For information about GMAC visit **gmac.ca** or call **1-800-616-4622**.

A WORD ABOUT THIS BROCHURE

Some of the equipment shown or described throughout this brochure may be available at extra cost. We have tried to make this brochure comprehensive and factual. We reserve the right, however, to make changes at any time, without notice, in prices, colours, materials, equipment, specifications, models and availability. Specifications, dimensions, measurements, ratings and other numbers in this brochure and other printed materials provided at the dealership or affixed to vehicles are approximates based upon design and engineering drawings and prototypes and laboratory tests. Your vehicle may differ due to variations in manufacture and equipment. Since some information may have been adapted since the time of the printing, please check with your GM dealer for complete details. General Motors of Canada Limited reserves the right to lengthen or shorten the model year for any product, for any reason, or to start and end model years at different times.

A WORD ABOUT ASSEMBLY

GM vehicles are equipped with engines and components produced and assembled by different operating units of General Motors, its subsidiaries and suppliers and these engines and components may change or be obtained from different sources from time to time. All such engines and components are approved for use in GM vehicles. Certain equipment ordered may be unavailable at the time of assembly and we suggest that you verify that your vehicle includes the equipment you ordered, or if there are changes, that they are acceptable to you.

TRADEMARKS

The marks appearing in this brochure including, but not limited to: General Motors, GM, the GM emblem, Chevrolet, the Chevrolet emblem, Silverado, Z71 and their respective logos, emblems, slogans and vehicle model names and body designs; and other marks such as Active Fuel Management, Allison, Autotrac, Dexron, Duramax, Solar-Ray, StabiliTrak and Vortec are trademarks of General Motors and/or General Motors of Canada Limited, its subsidiaries, affiliates or licensors.

GMAC is a registered trademark of the General Motors Acceptance Corporation of Canada, Limited.

OnStar and the OnStar emblem are registered trademarks of the OnStar Corporation.

TheftLock is a registered trademark of Delphi Automotive Systems Inc.

Bose is a registered trademark of the Bose Corporation.

Radio Data System (RDS) is a registered trademark of the U.S. National Association of Broadcasters.

The XM name and related logos are trademarks of XM Canada, Canadian Satellite Radio Inc.

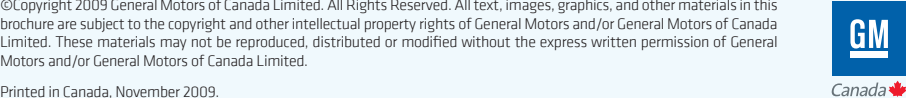
Rancho is a registered trademark of Tenneco Automotive Operating Company, Inc.

Bluetooth is a registered trademark of Bluetooth SIG Inc.

COPYRIGHT

©Copyright 2009 General Motors of Canada Limited. All Rights Reserved. All text, images, graphics, and other materials in this brochure are subject to the copyright and other intellectual property rights of General Motors and/or General Motors of Canada Limited. These materials may not be reproduced, distributed or modified without the express written permission of General Motors and/or General Motors of Canada Limited.

Printed in Canada, November 2009.



INTERIOR FABRIC COLOURS



1. LT Light Titanium Premium Cloth

2. WT Dark Titanium Cloth

3. LT and LTZ Ebony Leather-Appointed Trim
4. WT Dark Titanium Vinyl

5. LT Ebony Premium Cloth

6. LT Light Cashmere Premium Cloth
7. LT and LTZ Light Titanium Custom Leather-Appointed Trim

8. LT and LTZ Light Cashmere Leather-Appointed Trim

EXTERIOR/INTERIOR COLOUR COMPATIBILITY

▼ Exterior	Interior Model ►	19 – Ebony² LT, LTZ	31 – Light Cashmere with Ebony Accents² LT, LTZ	33 – Light Cashmere with Dark Cashmere Accents LTZ	83 – Light Titanium with Dark Titanium Accents LTZ	84 – Light Titanium with Ebony Accents² LT, LTZ	88 – Dark Titanium WT
GGW – Taupe Gray Metallic¹		•	•	•	•	•	•
GGZ – Sheer Silver Metallic¹		•	•	•	•	•	•
37 – Imperial Blue Metallic		•	•	•	•	•	•
41 – Black¹		•	•	•	•	•	•
46 – Blue Granite Metallic		•	•	•	•	•	•
50 – Summit White¹		•	•	•	•	•	•
58 – Black Granite Metallic¹,*		•	•	•	•	•	•
74 – Victory Red		•	•		•	•	•

\* Available at extra cost.

1 – Available with Silverado Z71 Plus Package.

2 – Available with Hybrid models.

EXTERIOR COLOURS



GGW – Taupe Gray Metallic¹



GGZ – Sheer Silver Metallic¹



37 – Imperial Blue Metallic



41 – Black¹



46 – Blue Granite Metallic



50 – Summit White¹



58 – Black Granite Metallic¹,\*



74 – Victory Red

The exterior colours in this brochure are as close to the actual vehicle production colour as the printing process allows.

For more accurate colour samples, ask your sales consultant to see the dealer showroom vehicle colour display.

\*Available at extra cost.

1 – Available with Silverado Z71 Plus Package.

