

THE CHEVROLET
CAMARO



CHEVROLET
MAKE IT HAPPEN



AN ICON REBORN

The all-new Chevrolet Camaro is an icon reinvented for the modern age. Shaped by cutting edge design and technology it's the 21st century sports car. But see it, hear it, feel it and you'll know that it still embodies all the spirit, passion and verve of the Camaro legend.

All you have to decide is whether you're won over by the coupé... or convertible.

***"THIS CAR NEEDED TO BREAK NEW GROUND... IT JUST HAS
A SPIRIT AND A DRIVE THAT WE ALL GET EXCITED ABOUT."***

Ed Welburn, GM Vice President of Global Design

"DESIGNING A BEAUTIFUL CAR IS VERY IMPORTANT, BUT IT'S NOT LIKE DESIGN AGAINST ENGINEERING. WE WERE REALLY FOCUSED ON COLLABORATING AND CREATING THE BEST FUNCTIONALITY."

Sangyup Lee, GM Camaro Designer



***LEGENDARY PERFORMANCE
TAKEN TO A WHOLE NEW LEVEL***

The new Camaro is pure muscle. Its 6.2 litre V8 engine is a beast that unleashes truly jaw-dropping performance. But power is nothing without control, which is why the Camaro also boasts an active fuel management system, the choice of 6-speed manual or automatic transmission, plus responsive controls that let you effortlessly harness all that power.



"I CHALLENGED MY TEAM TO DESIGN THE MEANEST 21ST CENTURY STREET-FIGHTING DOG YOU'VE EVER SEEN."

Tom Peters, GM Exterior Design Director



HEAD TURNING LOOKS INSIDE AND OUT

The new Camaro is designed to attract admiring glances. Its clean, creased lines and sculpted curves give it an unmistakable muscular beauty and brooding presence that's impossible to ignore.

The interior is equally striking. From the sporty, supportive seats and ambient lighting door panels to the Head-Up Display (HUD) that projects speed, rpm and even audio information on to the windshield in clear ice blue graphics, you'll find attention to detail taken to the extreme.

A CAR WITH SAFETY RUNNING THROUGH ITS VEINS

From the moment you pull away, the new Camaro instills a feeling of utter confidence.

The chassis delivers supreme road holding, while StabiliTrak with traction control, accelerometers and yaw sensors makes the Camaro poised and sure-footed, even in challenging driving conditions. And when you need to rein back in, the powerful Brembo performance brakes will do all you ask of them.



***"I THINK THE SINGLE BIGGEST ENGINEERING FEAT WE PULLED OFF
ON THE NEW CAMARO IS CHASSIS CONTROL."***

Al Oppenheiser, GM Camaro Chief Engineer



*"WHEN I SAW IT, I KNEW. IT'S GOT THE MAGIC. IT'S GOT THE LOOK...
IT'S GOT THE SOUL."*

Tom Peters, GM Camaro Exterior Design Director



***THE 21ST CENTURY
SPORTS CAR IS HERE***

No design compromises. No technological concessions.
From start to finish you're looking at a sports car that's totally
at one with the 21st century – without selling its soul.

Whether you're drawn to the coupé or convertible, you'll find raw power,
distinctive styling that demands attention and, at the very heart of
everything, the pure, unbridled spirit of Camaro.



MAKE THE
CAMARO
YOUR OWN

EXTERIOR COLOURS



Silver Ice
(metallic)



Imperial Blue
(metallic)



Summit White



Black



Crystal Red
(tintcoat)



Ashen Grey
(metallic)



Victory Red




Rally Yellow




Inferno Orange
(metallic)


INTERIOR TRIMS



Leather: Black



Leather: Black and Grey



Leather: Black and Beige



Leather: Black and Inferno Orange



WHEELS



Front and rear
painted
20" Alloys



Front and rear
polished
20" Alloys

CONVERTIBLE TOP



Black*



Beige**

* Available on all exterior colours.

** Only on cars with beige interiors or on Black/White/Blue exterior with Black interior.

STRIPE PACKAGE AVAILABILITY



EXTERIOR COLOURS	STRIPE COLOUR NAME	EXTERIOR COLOURS	STRIPE COLOUR NAME	EXTERIOR COLOURS	STRIPE COLOUR NAME	EXTERIOR COLOURS	STRIPE COLOUR NAME	EXTERIOR COLOURS	STRIPE COLOUR NAME
Silver Ice (metallic)	White Cyber Grey Black Orange	Summit White	Cyber Grey Black Silver Orange	Crystal Red (tintcoat)	White Cyber Grey Black Silver	Victory Red	White Cyber Grey Black Silver	Inferno Orange (metallic)	White Cyber Grey Black Silver
Imperial Blue (metallic)	White Cyber Grey Black Silver	Black	White Cyber Grey Silver Orange	Ashen Grey (metallic)	White Black Silver Orange	Rally Yellow	White Cyber Grey Black Silver		

Please refer to your local Dealer for any further information.

TECHNICAL SPECIFICATIONS

ENGINES AND TRANSMISSIONS		6.2L V8 COUPÉ	6.2L V8 CONVERTIBLE
Transmission & Gears		6-speed manual (short throw) / 6-speed automatic w/ paddle shift	6-speed manual (short throw) / 6-speed automatic w/ paddle shift
Fuel type		Unleaded (min. 95 RON, recommended 98 RON)	Unleaded (min. 95 RON, recommended 98 RON)
Displacement (cm³)		6162	6162
Cylinders		8	8
Valves		16 V / MT / AT	16 V / MT / AT
Engine type - Manual transmission		MT	MT
Engine type - Automatic transmission		AT w/ Active Fuel Management	AT w/ Active Fuel Management
Bore (mm)		103.25	103.25
Stroke (mm)		92	92
Power output (kW/PS at 1/min) - Manual		318 / 432 / 5900	318 / 432 / 5900
Max. torque (Nm at 1/min) - Manual		569 / 4600	569 / 4600
Power output (kW/PS at 1/min) - Automatic		298 / 405 / 5900	298 / 405 / 5900
Max. torque (Nm at 1/min) - Automatic		556 / 4300	556 / 4300
Fuel injection system		Sequential Fuel Injection (SFI)	Sequential Fuel Injection (SFI)
Compression ratio		10.4:1 (auto), 10.7:1 (man)	10.4:1 (auto), 10.7:1 (man)
PERFORMANCE AND FUEL ECONOMY*			
Top speed (mph)		155.34	155.34
Acceleration 0-60 mph (sec): Manual/Automatic		5.2 / 5.4	5.4 / 5.6
Fuel Consumption Urban mpg (l/100 km): Manual/Automatic		13.5 (20.9) / 15.0 (18.9)	13.5 (20.9) / 15.0 (18.9)
Fuel Consumption Extra urban mpg (l/100 km): Manual/Automatic		27.7 (10.2) / 29.1 (9.7)	27.7 (10.2) / 29.1 (9.7)
Fuel Consumption Combined mpg (l/100 km): Manual/Automatic		20.0 (14.1) / 21.6 (13.1)	20.0 (14.1) / 21.6 (13.1)
Final drive ratio: Manual/Automatic		3.45 / 3.27	3.45 / 3.27
CO ₂ emissions combined (g/km): Manual/Automatic		329 / 304	329 / 304
Emission class		Euro V	Euro V
CHASSIS AND BRAKES			
Steering		Hydraulic power steering	Hydraulic power steering
Drive axle		Rear wheel drive	Rear wheel drive
Electronic Stability Control (ESC)		Standard	Standard
Brakes front, diameter (mm)		355	355
Brakes rear, diameter (mm)		365	365
Wheel suspension front		Double-ball-joint, multi-link strut; direct-acting stabilizer bar; progressive-rate coil springs; fully adjustable camber, caster and toe	Double-ball-joint, multi-link strut; direct-acting stabilizer bar; progressive-rate coil springs; fully adjustable camber, caster and toe
Wheel suspension rear		4.5-link independent; progressive-rate coil springs over shocks; stabilizer bar; fully adjustable camber and toe	4.5-link independent; progressive-rate coil springs over shocks; stabilizer bar; fully adjustable camber and toe

TECHNICAL SPECIFICATIONS

WEIGHTS		
Kerb mass (kg) manual/automatic	1769 / 1795	1890 / 1920
Gross vehicle weight (GVW) (kg)	2200	2300
DIMENSIONS		
Length (mm)	4836.8	4836.8
Width (mm)	1917	1917
Overall height (mm) (Top up / down)	1360	1378.5 / 1319
Wheelbase (mm)	2852	2852
Track width front/rear (mm)	1618 / 1618	1618 / 1618
Min. turning radius (m)	11.6	11.6
Cargo volume (l) (ISO, not converted EPA)	384	328 / 287
- above the load floor (top up)	364	308
- above the load floor (top down)	n/a	267
- below the load floor	20	20
Head room front/rear (mm)	950 / 897	960 / 908
Leg room front/rear (mm)	1077 / 757	1077 / 760
Shoulder room front rear (mm)	1444 / 1080	1444 / 1079
Fuel tank (l)	71.9	71.9
Wheel size (inch)(mm) - front	8.00 J X 20, 35 MM OFFSET	8.00 J X 20, 35 MM OFFSET
Wheel size (inch)(mm) - rear	9.00 J X 20, 40 MM OFFSET	9.00 J X 20, 40 MM OFFSET
Tyre size - front	245/45ZR20 103 Y (250 kPa)	245/45ZR20 103 Y (250 kPa)
Tyre size - rear	275/40ZR20 106 Y (250 kPa)	275/40ZR20 106 Y (250 kPa)

*Official government Environmental Data. Please note that the figures quoted for fuel consumption and CO₂ emissions have been obtained under simulated test conditions in accordance with the relevant EU Directive, to give prospective purchasers data for the purpose of comparing different models. They do not constitute a warranty as to the figures obtainable by drivers in real life, which will depend upon driving style, load, tyre pressures, road conditions and traffic.

BECAUSE LIFE IS FULL OF OPPORTUNITIES

Whether you're an individual driver or a large family, driving anywhere from the city streets to the open road, every model in the Chevrolet range delivers on our promise of quality and satisfaction – and always at an affordable price. We're already shaping the future by enhancing our cars to offer new fuel alternatives, added versatility and an even greater driving experience. To date, more than 1 million drivers across Europe have made the Chevrolet legend their own. With our network of 2,500 service stations, we look forward to welcoming you and your family to ours. For a century, the name Chevrolet has stood for great cars built to meet the demands of real life: cars which offer expressive style, but also more practical features, with proven reliability to help you make the most of every day. Because life is full of opportunities with Chevrolet, all you need is to make it happen.

CHEVROLET OWNER PRIVILEGES

Every Chevrolet comes with a comprehensive warranty and commitment from us to you:

- ▷ 3 years or 60,000 miles comprehensive warranty FREE
- ▷ 6 year anti-perforation corrosion warranty with no mileage restrictions FREE

EXTENDED VEHICLE WARRANTY

IMPORTANT NOTICE: The information contained in this brochure was accurate at the time of going to press. Chevrolet UK Ltd is constantly seeking ways to improve the specification, design and production of its vehicles and accessories, and alterations take place continually. Whilst every effort is made to produce up to date literature, this UK market brochure should not be regarded as an infallible guide to current specifications, nor does it constitute an offer for sale of any particular vehicle and accessories. Illustrated optional equipment is available at extra charge. Availability, technical features and equipment provided on our vehicles can vary from one market to another and may change without prior notice. Owing to the print limitations of reproducing paint colours on paper, the colours shown here can only be taken as a general guide to the range of colours available. Information on recycling design, recycling End of Life Vehicles (ELV) and the return locations of ELVs can be found on the website www.chevrolet.co.uk © 2011 Chevrolet UK. All rights reserved. This material shall not be reprinted, in whole or in part, without the express written permission of Chevrolet UK Ltd.

Chevrolet Camaro – a combined average fuel consumption of 14.1 l/100 km (manual transmission); 13.1 l/100 km (automatic transmission). CO₂ emissions of 329 g/km (manual transmission) 304 g/km (automatic transmission). For more information, visit www.chevrolet.co.uk Images are illustrative and correct at time of printing: 11/2011.

www.chevrolet.co.uk
Chevrolet UK Ltd | Luton | LU1 3YT | 0800 666 222

CH_CAMARO_MY12_UK_2580



SPARK



AVEO



CRUZE



ORLANDO



CAPTIVA



CAMARO



CORVETTE



VOLT

Chevrolet Camaro - a combined average fuel consumption of 14.1 l/100 km (manual transmission); 13.1 l/100 km (automatic transmission). CO₂ emissions of 329 g/km (manual transmission) 304 g/km (automatic transmission).