

2026 SILVERADO EV PLAYBOOK

GM internal use only.



U.S. Preproduction model shown. Actual production model will vary. See <https://www.chevrolet.ca/en/electric> for availability details
APRIL 2025

GM Confidential. For GM salesperson use only. Not intended to be used for advertising purposes. U.S. preproduction models shown. Actual production models may vary. Optional equipment shown on some models. GM reserves the right to make changes at any time, without notice, in prices, colours, materials, equipment, features, specifications, models and availability. This content is intended for General Motors dealer educational purposes only. It must not be shared with third parties or consumers. This content cannot be used for promotions, advertisements, or marketing, and is intended solely to be used for dealers information and education.

Copyright 2025, General Motors. All text and images in this catalog are subject to the copyright and other intellectual property rights of GM. These materials may not be reproduced, distributed or modified without the express written permission of GM. The marks appearing in this catalog including, but not limited to: (i) GM and the GM logo, (ii) Chevrolet and its respective logos, emblems, vehicle and part names and vehicle and part designs, and (iii) other marks of third-party suppliers are trademarks and/or service marks of GM, its subsidiaries, affiliates, or third-party supplier licensors.

KEY INSIGHTS

PRODUCT HIGHLIGHTS

PACKAGING

CENTURY
AUTO.CA | CHARGING

RESOURCES

CHEVROLET 

THE ONLY EV WORTHY OF THE SILVERADO NAME

U.S. preproduction model shown. Production model may vary. Professional driver. Closed course. Do not attempt.

KEY 26MY HIGHLIGHTS



Up to **760 HP** with Wide Open Watts (WOW) mode on Max Range LT



Up to **5,670 kg (12,500 lbs.)** of max. towing helps drivers haul with confidence



Fit items up to **3.3 m (10' 10")**¹ long using the available **Multi-Flex Midgate** with pass-through and **Multi-Flex Tailgate** and load stop



Trailer-capable Super Cruise² driver assistance technology available on LT and Trail Boss



4-wheel steering, standard on Trail Boss, enables a smaller turning radius and greater maneuverability



Sidewinder, standard on Trail Boss, enables all four wheels to turn the same direction to move diagonally at low speed

KEY INSIGHTS ►

PRODUCT HIGHLIGHTS

PACKAGING

CENTURY
AUTO.CA | CHARGING

RESOURCES

GM Confidential. For GM salesperson use only. Not intended to be used for advertising purposes. This content is intended for General Motors dealer educational purposes only. It must not be shared with third parties or consumers.

1. Cargo and load capacity limited by weight and distribution. 2. Always pay attention while driving and when using Super Cruise. Do not use a hand-held device. See chevroletsupercruise.ca for compatible roads and more information. Requires active Super Cruise trial or paid subscription. Services are dependent on compatible wireless networks provided by third-party wireless service providers, working vehicle electrical systems, GPS signal and other factors outside GM control. Changes in technology and wireless networks may limit or prevent the operation of certain services. Services, connectivity, and capabilities are subject to terms and limitations and will vary by model, vehicle configuration, conditions, and geographical and technical restrictions. See onstar.ca for details.

BATTERY PLATFORM

The Chevrolet Silverado EV is built on the GM battery platform, a singular platform that can be adapted for a wide variety of vehicles and enables the production of energy-dense battery packs at scale. This platform also optimizes weight distribution and lowers the centre of gravity of the Silverado EV to help us improve overall handling.

Designed from the ground up to power most of Chevrolet's all-electric lineup, the GM battery platform makes electric propulsion, exhilarating torque and zero-emissions driving possible.



Simulated Batteries Shown

◀ KEY INSIGHTS

PRODUCT HIGHLIGHTS

PACKAGING

CENTURY
AUTO.CA

CHARGING

RESOURCES

GM Confidential. For GM salesperson use only. Not intended to be used for advertising purposes. This content is intended for General Motors dealer educational purposes only. It must not be shared with third parties or consumers.

VERSATILE AND STYLISH LT

Positioned as the mainstream retail entry, the Silverado EV LT will continue to combine the capability, functionality, and purposeful tech Silverado customers have come to expect from the nameplate, all with the benefit of being electric.

Available Panoramic fixed-glass roof fills the cab with natural light

17.7-inch diagonal infotainment screen

Available Multi-Flex Tailgate

Available 22-inch machined-face aluminum wheels with aero inserts

Unique lower front fascia

Modern lighting design with Automatic IntelliBeam Auto High Beams and illuminated Chevy bowtie

U.S. preproduction model shown. Actual production model will vary.

TAKE CHARGE OF THE TRAILS

Superior capability and groundbreaking technology meet in full force with Silverado EV Trail Boss.
Tackle anything from twisted trails to tight turns with Silverado EV Trail Boss.

Available panoramic
fixed-glass roof

Trail Boss side badging

Red front tow hooks¹

Coil suspension lift

18" wheels, 35" all-terrain

U.S. preproduction model shown. Actual production model will vary.

1. To avoid the risk of injury never use recovery hooks to tow a vehicle. See the Owner's Manual for more information.

BOLD PURPOSEFUL INTERIOR

Spacious, technology packed interior provides comfort and convenience for both driver and passengers



U.S. preproduction model shown. Actual production model will vary.

1. Available Fixed-glass roof fills the cabin with natural light
2. Heated steering wheel, standard on LT and Trail Boss, featuring an available Super Cruise¹ indicator
3. 17.7-inch diagonal colour centre display is intuitive, customizable and angled toward the driver
4. Reconfigurable 11-inch diagonal Driver Information Centre displays a variety of vehicle information
5. Available 14-inch head-up display projects vital vehicle updates directly in the driver's field of view
6. OnStar Basics Plan² with up to 8 years of core OnStar services
7. Modular centre console features a capacity over 26.5 L (7-gal.)

1. Always pay attention while driving and when using Super Cruise. Do not use a hand-held device. See chevroletssupercruise.ca for compatible roads and more information. Requires active Super Cruise trial or paid subscription. Services are dependent on compatible wireless networks provided by third-party wireless service providers, working vehicle electrical systems, GPS signal and other factors outside GM control. Changes in technology and wireless networks may limit or prevent the operation of certain services. Services, connectivity, and capabilities are subject to terms and limitations and will vary by model, vehicle configuration, conditions, and geographical and technical restrictions.
2. See onstar.ca for details. OnStar Basics includes access to remote commands through your vehicle's mobile app (compatible smartphone required); Automatic Crash Response (not all vehicles may transmit all crash data; OnStar links to emergency services); and wireless connectivity for select apps that provide in-vehicle voice assistance and navigation with real-time traffic (Voice & Maps apps are subject to change at any time and may be provided by third parties). Term begins from date of vehicle delivery. Paid subscription required after expiry. Services are dependent on compatible wireless networks provided by third-party wireless service providers, working vehicle electrical systems, GPS signal and other factors outside GM control. Changes in technology and wireless networks may limit or prevent the operation of certain services. Services, connectivity, and capabilities have additional terms and limitations and are subject to change, and will vary by model, vehicle configuration, software version, conditions, and geographical and technical restrictions. Non-refundable and no cash value. See onstar.ca for details.

MADE TO DO MORE

Silverado drivers expect a truck that's made for more—and Silverado EV delivers with configurable payload solutions.

- A Multi-Flex Tailgate and available Multi-Flex Midgate expand the load floor from 1.8 m (5 feet, 11 inches) to up to 3.3 m (10 feet, 10 inches)¹ when used together.
- Eight standard cargo tie-downs rated at 226 kg (500 lbs.) each
- Front eTrunk storage with 303 L (10.7 cu.-ft.)¹ of cargo space and tie down points offers more lockable dry storage

U.S. preproduction model shown. Actual production model will vary.



¹. Cargo and load capacity limited by weight and distribution.

KEY INSIGHTS

◀ PRODUCT HIGHLIGHTS ▶

PACKAGING

CENTURY
AUTO.CA | CHARGING

RESOURCES

GM Confidential. For GM salesperson use only. Not intended to be used for advertising purposes. This content is intended for General Motors dealer educational purposes only. It must not be shared with third parties or consumers.

AVAILABLE ACCESSORIES



U.S. preproduction model shown. Actual production model will vary.



Make Silverado EV even more capable with available accessories

- Soft roll-up tonneau cover (VPB)
- Hard-folding tonneau cover (VOZ)
- Illuminated perimeter rocker lighting (S3I)
- Multi-Flex Tailgate Step Lights (63G)
- Accessory touch-screen control switches (VBP)
- Black, front and rear, splash guards (VQK)
- Truck Bed Organizer (RSI)
- All-weather floor liners (RIA)
- All-weather eTrunk Mat (RYC)
- eTrunk vertical cargo net (WH6)
- eTrunk collapsible cargo organizer (RWU)
- Trailer tire pressure monitor (SUR)
- Wheel locks (SFE)
- 22-inch gloss black aluminum wheels (SES)
- 22-inch machined-face aluminum wheels (SEU)

Visit <https://www.chevrolet.ca/en/electric/silverado-ev/accessories#/vehicle/accessories>

KEY INSIGHTS

◀ PRODUCT HIGHLIGHTS ▶

PACKAGING

CENTURY
AUTO.CA


CHARGING

RESOURCES

GM Confidential. For GM salesperson use only. Not intended to be used for advertising purposes. This content is intended for General Motors dealer educational purposes only. It must not be shared with third parties or consumers.

TAKE POWER WITH YOU

Turn Silverado EV into a generator on wheels to power the jobsite, campsite and more with available outlets located in the eTrunk, cabin, and bed. When combined with the available accessory power bar, the Silverado EV's PowerBase off-board power system offers up to 11 outlets to provide a total of 10.2kW of all-electric power for countless worksite or recreational needs.



U.S. preproduction model shown. Actual production model will vary.

Visit <https://www.chevrolet.ca/en/electric/silverado-ev/accessories#/vehicle/accessories>

KEY INSIGHTS

◀ PRODUCT HIGHLIGHTS ▶

PACKAGING

CENTURY
AUTO.CA

CHARGING

RESOURCES

GM Confidential. For GM salesperson use only. Not intended to be used for advertising purposes. This content is intended for General Motors dealer educational purposes only. It must not be shared with third parties or consumers.

SIDEWINDER – DIAGONAL STEERING¹

Get ready to push capability and maneuverability to new limits.



U.S. preproduction model shown. Actual production model will vary.

What is Sidewinder?

- Sidewinder enables you to turn all four wheels in the same direction to move diagonally at low speeds, giving you a new way to conquer everything from rugged terrain to tight parking spaces.

Turning on Sidewinder Mode:

- On the infotainment Home screen, open the Controls app.
- Tap the Sidewinder icon.
- On the following confirmation screen, select Sidewinder.
- When Sidewinder Mode is first engaging, you'll see an animation on your infotainment screen.

Turning off Sidewinder Mode:

To turn off Sidewinder, do either of the following:

- Tap the Sidewinder icon that is displayed on the left side of the infotainment screen when the mode is active.
- Tap the Sidewinder Mode button in the Controls app.

Standard and only available on Trail Boss

¹. Limited to low speeds. Read the vehicle Owner's Manual for important feature limitations and information.

KEY INSIGHTS

◀ PRODUCT HIGHLIGHTS ▶

PACKAGING

CENTURY
AUTO.CA

CHARGING

RESOURCES

GM Confidential. For GM salesperson use only. Not intended to be used for advertising purposes. This content is intended for General Motors dealer educational purposes only. It must not be shared with third parties or consumers.

MADE TO DO MORE

Silverado EV features Chevrolet’s latest infotainment and driver assistance technologies. From customizable in-vehicle apps to available hands-free driving capability, Silverado EV is loaded with tech features to help inspire more driver confidence, comfort and convenience.



In-Vehicle Apps¹

Silverado EV’s collection of in-vehicle apps helps keep drivers in-the-know and in control.



Charging App¹

Lets drivers monitor the vehicle’s energy use, learn how to drive more efficiently, set up a charging schedule and condition the battery temperature before driving.



Accessory App¹

Allows drivers to control certain accessories from the infotainment screen.



Trailer App¹

Lets customers create and share trailer profiles to track trailer information, maintenance needs and more.



Vehicle Status App¹

Enables customers to see how they’re using energy and monitor tire pressure.



U.S. preproduction model shown. Actual production model will vary.

SUPER CRUISE

Trailer App², the industry’s first true hands-free driver-assistance technology, is available on Silverado EV LT and Trail Boss and allows drivers to travel hands-free compatible roads across Canada and the U.S.

1. App functionality and feature availability vary with vehicle equipment and trim level. Data connection may be required and data charges may apply. Requires an active service plan and working electrical system. Terms and limitations apply. 2. Always pay attention while driving and when using Super Cruise. Do not use a hand-held device. See chevrolet.com/supercruise for compatible roads and more information. Requires active Super Cruise trial or paid subscription. Services are dependent on compatible wireless networks provided by third-party wireless service providers, working vehicle electrical systems, GPS signal and other factors outside GM control. Changes in technology and wireless networks may limit or prevent the operation of certain services. Services, connectivity, and capabilities are subject to terms and limitations and will vary by model, vehicle configuration, conditions, and geographical and technical restrictions. See onstar.ca for details.

SAFETY AND DRIVER ASSISTANCE TECHNOLOGY¹

Silverado EV comes with standard Chevy Safety Assist, a package of six advanced safety features designed to help give drivers added confidence every time they get in their truck.



U.S. preproduction model shown. Actual production model will



STANDARD CHEVY
SAFETY ASSIST¹



AUTOMATIC EMERGENCY
BRAKING¹



FRONT PEDESTRIAN
BRAKING¹



LANE KEEP ASSIST WITH
LANE DEPARTURE WARNING¹



FORWARD COLLISION
ALERT¹



INTELLIBEAM AUTO
HIGH-BEAM CONTROL¹



FOLLOWING DISTANCE
INDICATOR¹

ADDITIONAL SAFETY + SECURITY¹

- Enhanced Automatic Emergency Braking
- Reverse Automatic Braking
- Rear Cross Traffic Braking
- Intersection Automatic Emergency Braking
- Rear Pedestrian Alert
- Safety Alert Seat
- Side Bicyclist Alert
- Traffic Sign Recognition
- HD Surround Vision
- Adaptive Cruise Control
- Blind Zone Steering Assist
- Lane Keep Assist with Lane Departure Warning
- Front Pedestrian and Bicyclist Braking
- Buckle to Drive
- Teen Driver
- Front and Rear Parking Assist*
- Blind Zone Steering Assist with Trailing*
- Enhanced Automatic Parking Assist*
- Driver Attention Assist*
- Rear Camera Mirror*
- Head-Up Display*

*Available

1. Safety or driver assistance features are no substitute for the driver's responsibility to operate the vehicle in a safe manner. Read the vehicle Owner's Manual for more important feature limitations and information.

26MY SILVERADO EV LINEUP

See Order Guide for full details. Some optional features and packages may have requirements.

WT



STANDARD RANGE (4WT)

NEW!

Custom Package

EXTENDED RANGE (5WT)

MAX RANGE (8WT)

LT



NEW!

STANDARD RANGE (2LT)

EXTENDED RANGE (3LT)

NEW!

MAX RANGE (4LT)

TRAIL BOSS



NEW!

EXTENDED RANGE (2TR)

NEW!

MAX RANGE (3TR)

WT – STANDARD AND AVAILABLE CONTENT

See Order Guide for full details. Some optional features and packages may have requirements.

4WT STANDARD RANGE WT

- Standard Range Battery
- Final range values not yet available
- Performance Torque Vectoring Dual Motor 4WD, 2 motors (1 front & 1 rear)
- Up to 510 HP & up to 490 lb.-ft. of torque with Tow/Haul mode
- Up to 3,855 kg (8,500 lbs.) of max towing
- Up to 1,066 kg (2,350 lbs.) of max payload

5WT EXTENDED RANGE WT

- Extended Range Battery
- Final range values not yet available
- Performance Torque Vectoring Dual Motor 4WD, 2 motors (1 front & 1 rear)
- Up to 510 HP & up to 580 lb.-ft. of torque with Tow/Haul mode
- Up to 5,670 kg (12,500 lbs.) of max towing
- Up to 816 kg (1,800 lbs.) of max payload

8WT – MAX RANGE WT

- Max Range Battery
- Final range values not yet available
- Performance Torque Vectoring Dual Motor 4WD, 2 motors (1 front & 1 rear)
- Up to 510 HP & up to 580 lb.-ft. of torque with Tow/Haul mode
- Up to 4,762 kg (10,500 lbs.) of max towing
- Up to 635 kg (1,400 lbs.) of max payload

FUNCTIONALITY

- eTrunk w/manual Hood
- 18" steel wheels
- Trailer brake controller
- 5'11" bed
- 400 W of offboard power

COMFORT + CONVENIENCE

- 17.7-inch diagonal infotainment system
- 11-inch diagonal Driver Information Centre
- Google Built-In Integration¹
- 8-years of OnStar[®] and Chevrolet Connected Services²
- Driver 6-way manual seat adjuster
- Floor-mounted Console with 4 cup holders and over 26.5 L (7-gal.) of storage
- USB port, Auxiliary and 120V Power Outlets
- Manual tilt and telescoping steering column

AVAILABLE PACKAGES

Plus Package (XTK)

Standard on 5WT & 8WT

- 18" high gloss Black painted aluminum wheels
- Multi-Flex Tailgate
- Tailgate, gate function manual with EZ Lift
- Black Assist steps, wheel to wheel
- Offboarding Power
- (ZL6) Trailer Integration Package
- 19.2 kW high-voltage Charging Module (requires accessory Power Bar)

Custom Package (ST0); LPO

Available on 4WT

- Black Carpeting (factory-installed)
- Wheel Lock Kit in Black
- Wheel lug nuts, Black
- Tires, LT275/50R22, all-season blackwall
- Tire pressure monitor
- 22" Gloss black wheels with machine face
- Black Bowtie, emblems, front and rear
- Wheel centre caps, Black
- Black nameplates (Late availability)

FREE FLOW OPTIONS

- 18" high gloss Black painted aluminum wheels
- Chevytac spray-on bedliner

EXTERIOR COLOURS



BLACK



SUMMIT WHITE



SLATE GREY METALLIC⁷

INTERIOR COLOURS



JET BLACK

STANDARD WHEEL



18-INCH STEEL WHEEL (RT3)

AVAILABLE WHEEL



18-INCH ALUMINUM WHEEL (RIP)
AVAILABLE 4WT;
STANDARD 5WT AND 8WT



CUSTOM WHEEL

22-INCH MACHINED FACE
ALUMINUM WHEEL (SEU)
LPO (LATE AVAILABILITY)

*Shown with bright lug nuts.
Custom comes with black lug nuts

¹ Google built-in services are subject to limitations and availability may vary by vehicle, infotainment system and location. Connected Services plan with data required for full functionality. Certain Google actions and functionality may require account linking. User terms and privacy statements apply. Google, Google Play, and Google Maps are trademarks of Google LLC. ² Connected Access services vary by vehicle model and/or vehicle configuration and require active service plan, working electrical system, cell reception and GPS signal. Does not include emergency or security services. See onstar.ca for details and limitations

LT – STANDARD AND AVAILABLE CONTENT

See Order Guide for full details. Some optional features and packages may have requirements.

2LT STANDARD RANGE LT

- Standard Range Battery
- Final range values not yet available
- Performance Torque Vectoring Dual Motor 4WD, 2 motors (1 front & 1 rear)
- Final HP and Torque values not yet available
- Up to 3,855 kg (8,500 lbs.) of max towing
- Up to 1,066kg (2,350 lbs.) of max payload

3LT EXTENDED RANGE LT

- Extended Range Battery
- Final range values not yet available
- Performance Torque Vectoring Dual Motor 4WD, 2 motors (1 front & 1 rear)
- Up to 645 HP & up to 765 lb.-ft. of torque with Wide Open Watts
- Up to 5,670 kg (12,500 lbs.) of max towing (with SW4 package max towing is 4,808 kg (10,600 lbs.))
- Up to 771 kg (1,700 lbs.) of max payload

4LT – MAX RANGE LT

- Max Range Battery
- Final range values not yet available
- Performance Torque Vectoring Dual Motor 4WD, 2 motors (1 front & 1 rear)
- Up to 760 HP & up to 765 lb.-ft. of torque with Wide Open Watts
- Up to 3,175 kg (7,000 lbs.) of max towing
- Up to 453 kg (1,000 lbs.) of max payload

FUNCTIONALITY

- eTrunk w/Power Hood
- Black assist steps
- 18" aluminum wheels
- Trailer brake controller
- 5'11" bed
- 400 W of offboard power

COMFORT + CONVENIENCE

- 17.7-inch diagonal infotainment system
- 11-inch diagonal Driver Information Centre
- Google Built-In Integration¹
- 8-years of OnStar[®] and Chevrolet Connected Services²
- Wireless phone charging
- Driver 12-way power seat adjuster
- Heated driver and passenger seats
- Floor-mounted Console with 4 cup holders (2 sliding) and over 26.5 L (7-gal.) of storage
- Type-C USB ports, Auxiliary and 120V Power Outlets
- Heated steering wheel
- Manual tilt and telescoping steering column

AVAILABLE PACKAGES

Plus Package (SW3)

Available on 3LT

- Comfort and Convenience Package (ZM9)
- Offboarding Power
- Multi- Flex tailgate
- Manual tailgate function with EZ Lift, power lock and release

Premium Package (SW4)

Standard on 4LT

Plus Package (SW3) content in addition to:

- Super Cruise Package (AS3)
- Tech Package (Y5T)
- Head-Up Display
- Trailer Integration Package (ZL6)
- Chevytec spray-on bedliner
- Multi-Flex Midgate
- Charging Module, 19.2 kW high-voltage
- 22" wheels, Machined face aluminum with aero inserts

Comfort and Convenience Package (ZM9)

Available on 3LT, Standard on 4LT

- Driver memory
- Passenger 12-way seat adjuster including lumbar
- Heated rear outboard passenger seats
- Ventilated driver and front passenger seats
- Memory steering column
- Bose stereo audio system

FREE FLOW OPTIONS

- Spray-in bedliner
Included in Premium Package (SW4)
- Fixed Glass Roof
Requires Premium Package (SW4)

EXTERIOR COLOURS



BLACK



SUMMIT WHITE



RIPTIDE BLUE
METALLIC
EXTRA COST



BLUE SMOKE
METALLIC



SLATE GREY
METALLIC⁷



HABANERO
ORANGE

INTERIOR COLOURS



JET BLACK

STANDARD WHEEL



18-INCH ALUMINUM WHEEL (RIP)
AVAILABLE 2LT; STANDARD 3LT

AVAILABLE WHEEL



22-INCH MACHINED FACE ALUMINUM
WHEEL WITH AERO INSERTS (Q7L)
AVAILABLE 3LT; STANDARD 4LT

¹. Google built-in services are subject to limitations and availability may vary by vehicle, infotainment system and location. Connected Services plan with data required for full functionality. Certain Google actions and functionality may require account linking. User terms and privacy statements apply. Google, Google Play, and Google Maps are trademarks of Google LLC. ². Connected Access services vary by vehicle model and/or vehicle configuration and require active service plan, working electrical system, cell reception and GPS signal. Does not include emergency or security services. See onstar.ca for details and limitations. ³. Always pay attention while driving and when using Super Cruise. Do not use a hand-held device. See chevroletsupercruise.ca for compatible roads and more information. Requires active Super Cruise trial or paid subscription. Services are dependent on compatible wireless networks provided by third-party wireless service providers, working vehicle electrical systems, GPS signal and other factors outside GM control. Changes in technology and wireless networks may limit or prevent the operation of certain services. Services, connectivity, and capabilities are subject to terms and limitations and will vary by model, vehicle configuration, conditions, and geographical and technical restrictions. ⁴. Read the vehicle Owner's Manual for important feature limitations and information. See onstar.ca for details.

TRAIL BOSS – STANDARD AND AVAILABLE CONTENT

See Order Guide for full details. Some optional features and packages may have requirements.

2TR EXTENDED RANGE TRAIL BOSS

- Extended Range Battery
- Final range values not yet available
- Performance Torque Vectoring Dual Motor 4WD, 2 motors (1 front & 1 rear)
- Up to 625 HP & up to 775 lb.-ft. of torque with Wide Open Watts
- Up to 5,670 kg (12,500 lbs.) of max towing (SW3 & SW4 package max tow is 5,579 kg (12,300 lbs.))
- Up to 816 kg (1,800 lbs.) of max payload (SW3 & SW4 package max payload is 952kg (2,100 lbs.))

3TR MAX RANGE TRAIL BOSS

- Extended Range Battery
- Final range values not yet available
- Performance Torque Vectoring Dual Motor 4WD, 2 motors (1 front & 1 rear)
- Up to 725 HP & up to 775 lb.-ft. of torque with Wide Open Watts
- Up to 4,626 kg (10,200 lbs.) of max towing
- Up to 680 kg (1,500 lbs.) of max payload

FUNCTIONALITY

- eTrunk w/Power Hood
- Black assist steps
- 18” aluminum wheels
- 35” AT Tire
- 2” factory-installed lift
- 4-wheel steering
- Sidewinder diagonal steering
- Trailer brake controller
- 5’11” bed
- 400 W of offboard power

COMFORT + CONVENIENCE

- 17.7-inch diagonal infotainment system
- 11-inch diagonal Driver Information Centre
- Google Built-In Integration¹
- 8-years of OnStar® and Chevrolet Connected Services²
- Wireless phone charging
- Driver 12-way power seat adjuster
- Heated driver and passenger seats
- Floor-mounted Console with 4 cup holders (2 sliding) and over 26.5 L (7-gal.) of storage
- Type-C USB ports, Auxiliary and 120V Power Outlets
- Heated steering wheel
- Manual tilt and telescoping steering column

AVAILABLE PACKAGES

Plus Package (SW3)

Available on 2TR

- Comfort and Convenience Package
- Offboarding Power
- Multi- Flex tailgate
- Manual tailgate function with EZ Lift, power lock and release

Premium Package (SW4)

Standard on 3TR

Plus Package (SW3) content in addition to:

- Super Cruise Package (AS3)
- Tech Package (Y5T)
- Head-Up Display
- Trailer Integration Package (ZL6)
- Chevytec spray-on bedliner
- Multi-Flex Midgate
- Charging Module, 19.2 kW high-voltage

Comfort and Convenience Package (ZM9)

Available on 2TR, Standard on 3TR

- Driver memory
- Passenger 12-way seat adjuster including lumbar,
- Heated rear outboard passenger seats
- Ventilated driver and front passenger seats
- Memory steering column
- Bose stereo audio system

FREE FLOW OPTIONS

- Spray-in bedliner (included in Premium Package (SW4)
- Fixed Glass Roof (Requires (SW4) Premium Package.

EXTERIOR COLOURS



BLACK



WHITE SANDS



RIPTIDE BLUE
METALLIC
EXTRA COST



BLUE SMOKE
METALLIC



POLAR WHITE
TRI-COAT
EXTRA COST



HABANERO
ORANGE



MAGNUS GRAY
MATTE METALLIC
EXTRA COST

INTERIOR COLOURS



JET BLACK

STANDARD WHEEL



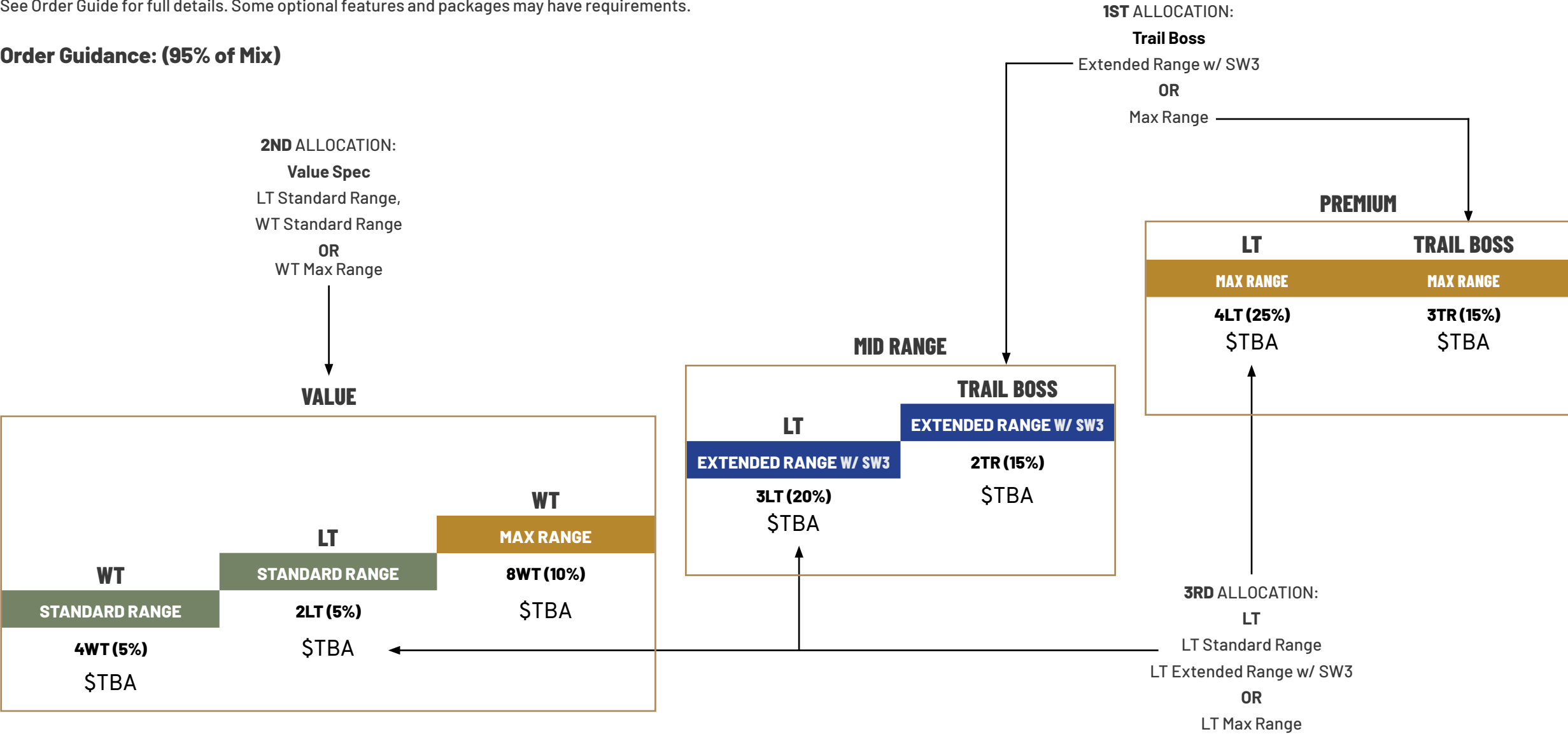
18-INCH ALUMINUM WHEEL (RT5)

1. Google built-in services are subject to limitations and availability may vary by vehicle, infotainment system and location. Connected Services plan with data required for full functionality. Certain Google actions and functionality may require account linking. User terms and privacy statements apply. Google, Google Play, and Google Maps are trademarks of Google LLC. 2. Connected Access services vary by vehicle model and/or vehicle configuration and require active service plan, working electrical system, cell reception and GPS signal. Does not include emergency or security services. See onstar.ca for details and limitations. 3. Always pay attention while driving and when using Super Cruise. Do not use a hand-held device. See chevroletsupercruise.ca for compatible roads and more information. Requires active Super Cruise trial or paid subscription. Services are dependent on compatible wireless networks provided by third-party wireless service providers, working vehicle electrical systems, GPS signal and other factors outside GM control. Changes in technology and wireless networks may limit or prevent the operation of certain services. Services, connectivity, and capabilities are subject to terms and limitations and will vary by model, vehicle configuration, conditions, and geographical and technical restrictions. 4. Read the vehicle Owner's Manual for important feature limitations and information. See onstar.ca for details.

26MY SILVERADO EV TRIM STRATEGY

See Order Guide for full details. Some optional features and packages may have requirements.

Order Guidance: (95% of Mix)



26MY SILVERADO EV FOCUS SPECS

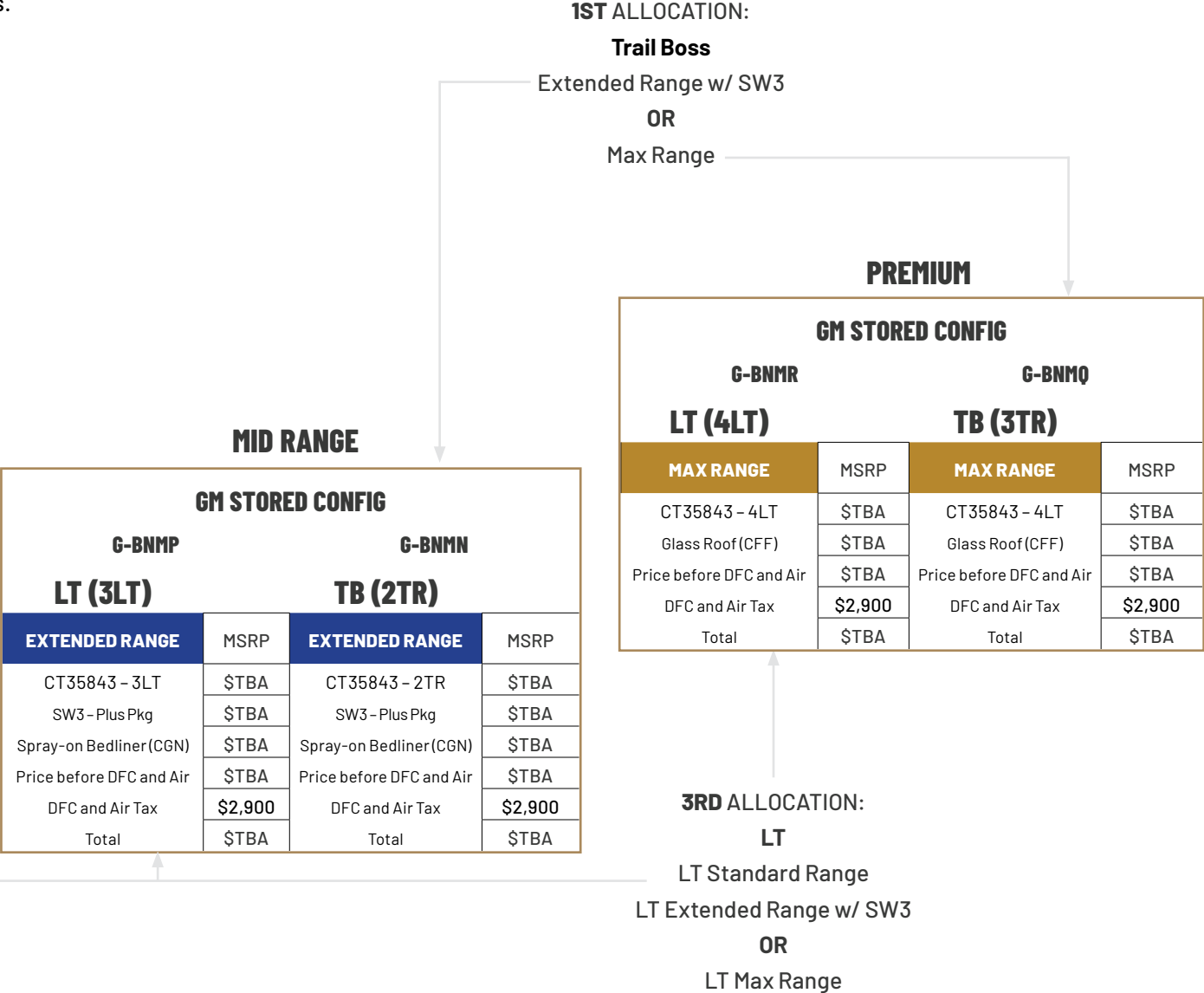
See Order Guide for full details. Some optional features and packages may have requirements.

Order Guidance: (95% of Mix)

2ND ALLOCATION:
Value Spec
LT Standard Range,
WT Standard Range
OR
WT Max Range

VALUE

GM STORED CONFIG					
G-BNMS		G-BNMM		G-BNMT	
WT (4WT)		LT (2LT)		WT (8WT)	
STANDARD RANGE	MSRP	STANDARD RANGE	MSRP	MAX RANGE	MSRP
CT35843 – 4WT	\$TBA	CT35843 – 2LT	\$TBA	CT35843 – 8WT	\$TBA
18" Gloss Black Wheels(RIP)	\$TBA	Spray-on Bedliner (CGN)	\$TBA	Spray-on Bedliner (CGN)	\$TBA
Spray-on Bedliner (CGN)	\$TBA	Price before DFC and Air	\$TBA	Price before DFC and Air	\$TBA
Price before DFC and Air	\$TBA	DFC and Air Tax	\$2,900	DFC and Air Tax	\$2,900
DFC and Air Tax	\$2,900	Total	\$TBA	Total	\$TBA
Total	\$TBA				



CHARGING MADE EASY: PUBLIC CHARGING

With more than 25,000 public chargers across Canada, it's easy to charge while on the go.



LEVEL 2 PUBLIC CHARGING

Level 2 is the most common type of public charging station available in many locations such as stores, restaurants, parking garages and hotels. Silverado EV drivers can charge while out and about and then pay as they charge up or leverage complimentary charging locations when possible.



DC FAST CHARGING

Each Silverado EV is equipped for Level 3 DC Fast Charging which provides accelerated charging on the go. Google built-in² can help drivers plan their route and find DC public charging stations along their way.



GM-APPROVED NACS DC ADAPTER

Chevrolet EV drivers now have access to over 231,800 public chargers across Canada and the U.S., including more than 17,800 Tesla Superchargers when using a GM-approved NACS DC Adapter together with your myChevrolet² mobile app powered by OnStar Connectivity Plans³. This expanded access means more DC fast charging options at your fingertips when you need it most.



1. Google built-in services are subject to limitations and availability may vary by vehicle, infotainment system and location. Connected Services plan with data required for full functionality. Certain Google actions and functionality may require account linking. User terms and privacy statements apply. Google, Google Play, and Google Maps are trademarks of Google LLC. 2. Available on select Apple and Android devices. Service availability, features and functionality vary by vehicle, device and the plan you are enrolled in. Terms apply. Device data connection required. Actual images and features may vary and are subject to change. See onstar.ca for details and limitations. 3. Available for properly equipped 2015 model year and newer GM vehicles for up to 8 years. Connectivity is dependent on compatible wireless networks provided by third-party wireless service providers and other factors outside of GM control. Changes in technology and wireless networks may limit or prevent the operation of vehicle connectivity. EV Access does not include emergency or security services, and the services enabled by EV Access are subject to change at any time. EV Access activations prior to August 15, 2023, expire at the end of their stated term. Services, connectivity and capabilities vary by model, vehicle configuration and conditions as well as geographical and technical restrictions and are subject to user terms and limitations. See onstar.ca for details and limitations.

CHARGING MADE EASY: HOME CHARGING

Charging is so simple it should fit seamlessly into daily routines. Silverado EV has different home-charging options, so customers can choose the charging solution that best suits their needs.



LEVEL 1

Dual Level Charge Cord Standard Electrical Outlet

Silverado EV owners can charge their vehicles using a standard, 3-prong, 120-volt electrical outlet.

Level 1 charging should be reserved as a backup option when needed.



LEVEL 1 / LEVEL 2

Dual Level Charge Cord 240-Volt Appliance Outlet¹

Silverado EV comes standard with the Dual Level Charge cord which allows you to swap between three and four-pronged plugs to best fit your available wall outlets.

With professional installation of a 240-volt Outlet drivers can charge at home with rates up to 7.7 kW.



LEVEL 2

Charging Unit Requires Professional Installation

Home charging units, like the GM Energy PowerUp (11.5 kW) wall charger and GM Energy PowerUp+ (19.2 kW) wall charger, are the recommended charging solutions for those wanting the fastest home charging for their Silverado EV.

Requires professional installation of a 240-volt circuit.

1. Requires professional installed NEMA 4-prong receptacle and 240V/40A dedicated circuit. Actual charge time will vary based on battery condition, output of charger, vehicle settings and outside temperature. See the vehicle Owner's Manual for additional limitations.

EV TECHNOLOGY

The 2026 Silverado EV comes loaded with features that can help customers take full control of and have more confidence in their driving and charging experience. Silverado EV has the tools to find charging stations, set charging schedules and help improve range efficiency.



myChevrolet Mobile App with Energy Assist¹

A smartphone becomes a co-pilot when using this feature. The myChevrolet mobile app¹ can help simplify your electric vehicle experience with charging tools, route planning and more. It also gives you access to vehicle information, like your charge level, from anywhere using your compatible phone.



Available Regen On Demand²

This feature can convert the kinetic energy of the vehicle's forward momentum into electricity that's stored in the battery pack to help maximize driving range.



Standard One Pedal Driving³

This feature utilizes only the accelerator pedal to speed up and slow down (with regenerative braking) without the need to touch the brake pedal in most circumstances.



Battery Preconditioning

Warms Silverado EV's battery to optimal operating temperature before driving to help maximize range and battery life.



Cabin Preconditioning

Precondition the cabin temperature while plugged into maximize climate control and passenger comfort while preserving EV range.



U.S. preproduction model shown. Actual production model will vary.

¹ Available on select Apple and Android devices. Service availability, features and functionality vary by vehicle, device and the plan you are enrolled in. Energy Assist feature does not provide turn-by-turn navigation. Terms apply. Device data connection required. See onstar.ca for details and limitations. For details on the Energy Assist feature see chevrolet.ca. Actual images and features may vary and are subject to change. ² Feature may be limited when the battery is cold or near full charge. Always use the brake pedal when you need to immediately stop. See the Owner's Manual for details. ³ Feature unavailable in cold weather and at or near full charge. See chevrolet.ca for details.

KEY INSIGHTS

PRODUCT HIGHLIGHTS

PACKAGING

CENTURY
AUTO.CA

CHARGING

RESOURCES

GM Confidential. For GM salesperson use only. Not intended to be used for advertising purposes. This content is intended for General Motors dealer educational purposes only. It must not be shared with third parties or consumers.

RESOURCES TO HELP SUPPORT YOU.



U.S. pre-production model shown. Actual production will vary. See [Chevrolet.ca/Silverado EV](https://chevrolet.ca/SilveradoEV) for availability details.
GM Confidential. For GM salesperson use only. Not intended to be used for advertising purposes. This content is intended for General Motors dealer educational purposes only. It must not be shared with third parties or consumers.

KEY INSIGHTS

PRODUCT HIGHLIGHTS

PACKAGING

CENTURY
AUTO.CA CHARGING

RESOURCES

