

# The New Datsun LAUREL 2.0 Litre & 2.4 Litre



AUGUST 1982



The Datsun Laurel marks the arrival of a new breed of luxury saloon – luxury with advanced engineering efficiency.

Distinctive styling combines elegance with excellent aerodynamic qualities producing an exceptionally low drag co-efficient of 0.41. High tension steel used in the body construction reduces overall weight but increases strength for additional safety. The world proven six cylinder engine has been refined with friction levels substantially reduced to give quieter, smoother and more effortless performance. Occupants enjoy a more spacious and comfortable interior with wider seats, greater shoulder width and more head room, and luggage capacity has been enlarged by no less than 25%. Yet exterior length has been increased by less than half an inch, width remains the same and overall height has actually been reduced.

The latest Datsun technology brings you luxury with efficiency not extravagance. Efficiency that's reflected in the New Laurel's exceptional fuel economy.


Advanced 'zero scrub' front suspension and 4-link coil rear suspension give the New Laurel precise, enjoyable handling and a superbly comfortable ride. ZF power assisted steering gives you effortless control. A five speed, close ratio gearbox is light and easy to use and allows relaxed, economi-

cal high speed cruising. Fully automatic transmission is available on the 2.4 litre model at extra cost. Newly designed ventilated front disc brakes resist fade to give you confident stopping power under all conditions.



There are 12 major features from specially designed engine mountings to fully concealed windscreen wipers to keep noise and vibration down to an absolute minimum.

The New Laurel is every inch a luxury saloon, designed not just to impress you and your passengers, but to make your motoring safer, more relaxing and more enjoyable.

An impressive fascia contains large, easy-to-read instruments with speedometer and rev counter positioned directly in front of the driver. A comprehensive display of warning lights indicates heated rear window on, door ajar, rear fog lights on, low brake fluid level/handbrake on, low radiator level and low fuel level. An 'economy driving' indicator helps you achieve the optimum balance between performance and economy. The 2.4 litre Laurel also features warning lights for low washer fluid level, seat belt on and tail lamp/stop lamp failure.







*Illustrated: 2.0 litre Laurel and on facing page.*




An advanced heating and ventilation system provides all weather comfort with a powerful, low noise, 4-speed heater fan, fully adjustable central and face level air vents, separate heater ducts for rear passengers, side window demisters and an effective bi-level system allowing cool air to the face and warm air to the feet.

The New Laurel is also well equipped for bad weather with two speed wipers, wash/wipe and variable intermittent wipe with 4 to 12 second intervals. Powerful halogen headlamps also have their own wash/wipe system.

The New Laurel has a high level of luxury features for your comfort, convenience and safety. There's an auto-reverse stereo cassette player and push button MW/LW radio, digital quartz clock with day and date display, electric door mirrors, interior boot and fuel lid release, lockable illuminated glovebox, variable instrument lighting, 'lights on' warning chime, adjustable steering column, tinted glass, front and rear head restraints and much more.

Safety features include six light windows giving excellent all round visibility, child-proof rear door locks, door open warning reflectors, protective side mouldings and wrap around, shock absorbing bumpers.







*Illustrated: 2.4 litre Laurel and on facing page.*


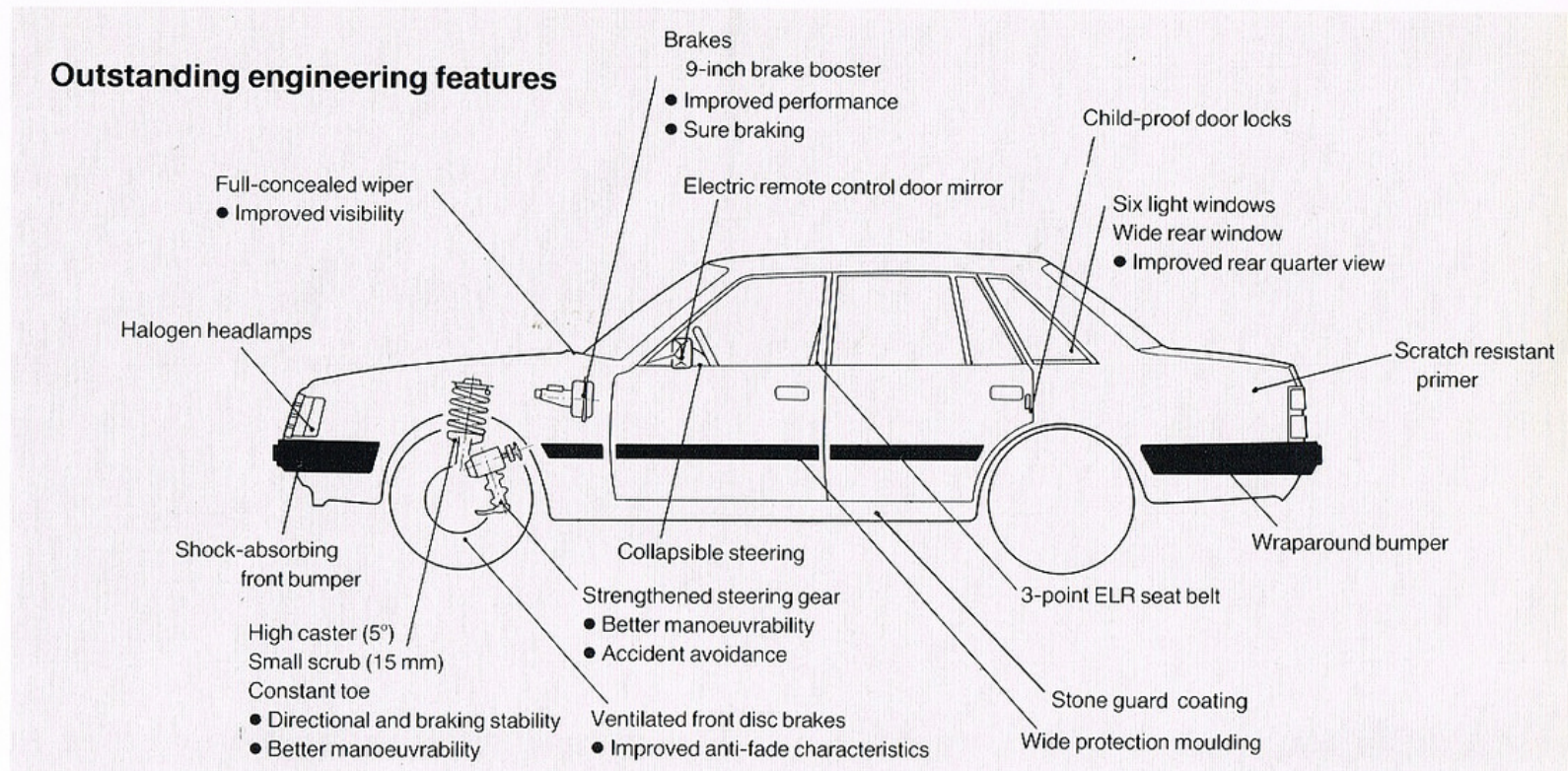


On the 2.4 litre Laurel you'll find an even higher standard of comfort and luxury. The driver's seat is fully adjustable with one control that lifts the whole seat by up to 1½ inches and another providing additional lumbar support. The wide, comfortable rear seat has a fold-away central arm-rest and all seats are upholstered in luxurious high grade cloth.


From the driver's seat you're in complete control. All four windows on the Laurel 2.4 can be operated electrically from the driver's door arm-rest. A flick switch operates the driver's window automatically and a master locking switch overrides the individual controls on the passenger doors. Electric central locking controls all four doors at a touch.

Other luxury features on the Laurel 2.4 include individual front and rear reading lights, stylish alloy wheels and an electrically operated steel sunroof, available at extra cost.



The New Laurel is built to last. From the use of new scratch resistant primer and stone guard coating on the sills to the application of rust preventive wax and sealant, the New Laurel is designed to be a luxury you'll enjoy year after year.



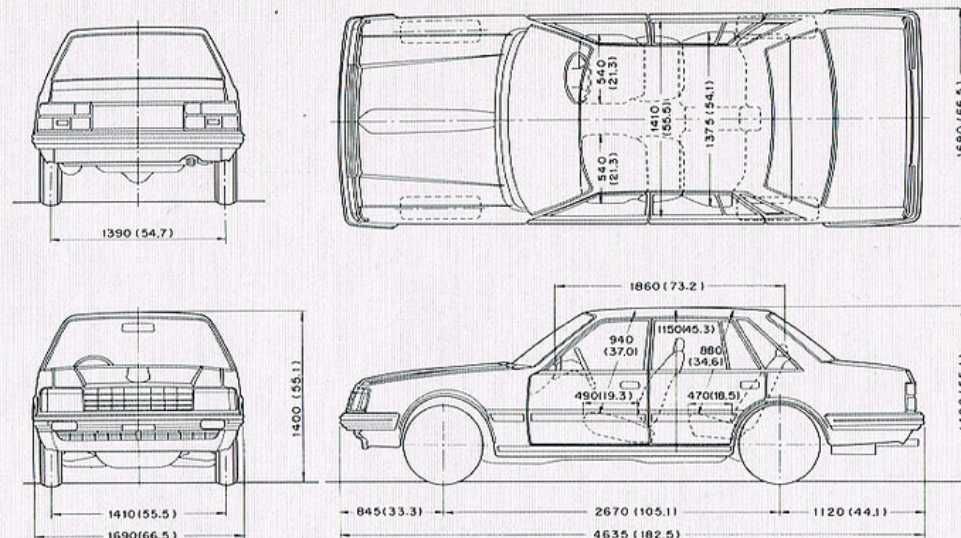
Front reading lights – 2.4 litre Laurel.







Optional sunshine roof - 2.4 litre Laurel.



#### ENGINE

##### Type

6 cylinder, in line,  
water cooled, OHC  
2.0 2.4

Cubic capacity c.c.

1998 2393

Max power bhp/rpm  
(DIN)

96 at 5200 113 at 5200

Max torque ft.lb/rpm  
(DIN)

105 at 3600 129 at 3200

Compression ratio

8.8:1 8.6:1

Fuel pump

Electric

Carburettor

Dual barrel, downdraught,  
automatic choke

#### SUSPENSION

##### Front

Independent struts with coil  
springs and torsion bars

##### Rear

4 link coil springs

#### STEERING

Recirculating ball,  
power assisted

#### TRANSMISSION

Manual, 5 speed,  
all synchromesh.  
3 speed automatic  
(2.4 only)

#### Clutch

Dry single plate,  
diaphragm spring

#### BRAKES

Front, ventilated discs  
Rear, drum  
Power assisted

#### WHEELS

5½JJ × 14 inch steel (2.0)  
alloy (2.4)

#### TYRES

185/70-14 radials

Kerb weight (max)

2.0 - 2490 lbs.;  
2.4 - 2560 lbs.

Fuel tank capacity

14.3 imp gals.

#### Government Fuel Consumption Tests - mpg (litres per 100 kilometres)

	Constant 56 mph (90 km/h)	Constant 75 mph (120 km/h)	Town Driving Cycle
2.0 man	42.2 (6.7)	31.7 (8.9)	23.5 (12.0)
2.4 man	38.7 (7.3)	29.7 (9.5)	22.6 (12.5)
2.4 auto	32.1 (8.8)	25.9 (10.9)	23.5 (12.0)





**NISSAN / DATSUN**

**DATSUN UK LIMITED**

Datsun House · New Road · Worthing  
West Sussex BN13 3HD

Datsun policy is one of continuous improvement. The right is reserved to change specifications, colours and prices of the models and items illustrated and described in this publication at any time. Where possible, any such changes which may be introduced after publication of this booklet but before it is supplied will be incorporated herein or announced by means of a notice prominently displayed in Datsun Dealership at the point of supply. For the latest details always consult your Datsun Dealer.

Location photographs by kind permission of Bailiffs Court Hotel, Climping, Sussex.

S24.50m.D350.4.82