

DATSUN 180SX

The shining spirit of youth



Sophisticated, stylish specialty car

This is a new breed of specialty car. ♥ The Datsun 180SX hatchback combines the performance of a sports car with the civility of a saloon. Its youthful character is expressed in every clean, lean line. Its luxurious interior and smooth-riding comfort reflects its well-bred refinement. It all adds up to a sophisticated, stylish, exhilarating private world of your very own.





Beautifully balanced, swift and safe

Clear skies, clean breezes and an open road ahead: these are invitations to help you shake the city blues. Unleash your gleaming Datsun 180SX and feel the beautifully balanced machine find its own way quickly around wide, sweeping bends or hair-pin turns. Agile, sporty handling and an instantly responsive engine make it all happen smoothly, swiftly, safely.





New elliptical wheel, full instrumentation, handy controls

Sitting behind that steeply raked windshield in the driver's seat, with the wheel in your hands and full range of instruments giving accurate information, you can relax in the knowledge of total control—and enjoy yourself!



The Datsun 180SX is a sporting driver's kind of car. It responds to quick, smooth inputs with an equally quick and smooth reaction. It's almost as though the car and you are one.

The dashboard styling treatment is a functional split-level design with the instrument cluster directly in front of your sight line in a separately soft-molded module. It's loaded with a large speedometer with odometer and tripmeter, matching tachometer and other useful gauges. A quartz 3-hand clock and several warning lamps add to the instrument package. And at night they glow with a gentle orange light which allows easy-reading and is also unobtrusive. A rheostat controls the amount of light intensity you want.

There's a ventilation control panel with two ports for the driver and another two for the front seat passenger. They can direct the air flow in any direction: fresh air to cool the face or additional vents can deliver warm air to demist the side windows. The flow-through ventilation system allows comfortable and quiet travelling with the windows raised. Stale air exits through rear vents.

All controls are a natural reach away. Start with the new, slightly elliptically-shaped steering wheel. It allows more leg space. The short-throw, sports style shift is conveniently mounted on a console. And the automatic shift option is equally handy.

The wiper stalk extending from the steering column is foolproof to use. Just pull it towards you for washer action, and the switch at the end clearly indicates wiper positions. When you don't need the extra long 485 mm wipers, they tuck away neatly out of sight.

Another stalk on the other side of the column controls lighting functions. The switch has a positive-stop action so you don't have to look at the selection position—you can feel it's right!

1 Total information day or night.
Easy-reading instruments.
Rheostat-controlled illumination.
Restful, unobtrusive lighting.
Precision-made clock with sweep
second hand.

2 Switch activates multi-speed fan to
force air into interior or to demist
windshield and side windows.

3 Thirteen air vents in dashboard
have adjustable vanes to direct air for
maximum comfort from head to foot.

4 Rheostat controls intensity of
dashboard illumination to suit your
needs from soft to bright.
Cigarette lighter conveniently located
so your eyes never need leave
the road ahead.

5 Lighting stalk with positive-stop switch
action. High, low graphics.

6 Wiper stalk controls wiper speed
(intermittent optional) and washer.

7 Spacious glovebox with its own
interior light. Lid makes
convenient snack tray.

8 Compact entertainment center
contains AM/FM radio and stereo
cassette deck (optional).
Easy one-touch controls.

9 Speakers are cleverly integrated into
the suspension support housings.
They provide clear, true sound.



Surprisingly spacious, luxuriously appointed, excellent visibility

The ingenious space-maker design appears to have actually created extra room. And there are many thoughtful features here you wouldn't expect!



Your first impression seated inside the Datsun 180SX will be its unexpectedly bright interior because of the large windows and generous expanses of tinted glass, narrow roofline and pillars. You get panoramic visibility. The general ambience is of cheerful spaciousness.

There's ample headroom, legroom and elbowroom in the front seats. The rear seat also offers a high degree of comfort. Two interior colors are available. The extra-wide-opening doors have plaid cloth inserts and matching inserts are available for the seats. Everywhere there are quiet, luxurious appointments.

A thoughtful extra for the driver is a special 3-position lumbar support device. Variable cushion pressure can be applied while you're driving to the lower back area to help relieve tension and provide real comfort. Both front seats have 90 mm of adjustment forward or backward and the seatbacks recline. The front passenger seat also provides easy "walk in" access to the rear seats.

There is plenty of cargo carrying capacity—especially when the rear seats are not used. They can be folded down like those of a station wagon, both or just one, and make a large flat cargo deck available. Even with them occupied, there's room for suitcases and soft bags or the week's shopping.

There are several handy receptacles including a capacious glovebox and between the two front seats there's a console box with a lid. Rear seat passengers have useful removable bins beside them for small toys, snacks or candy. A neat idea!

The Datsun 180SX: it's a new experience in refinement and comfort. The interior has been specially insulated against noise and the rich, deep carpet adds to the quiet and luxurious environment. Drive it or ride in it and you'll appreciate this car's many sensible features—and then you'll wonder why you've been deprived of this comfort all these years with the previous cars you've owned!



Seatback
reclines almost
horizontally.

The driver's seat
has an adjustable
cushion for extra
lumbar support
and comfort.

Ample
adjustment
both forwards
or back.



1 Conveniently located
face-level air vent for passenger.

2 Rear seats fold forward and form
wide-open flat cargo deck.

3 Console between front seats has
a lid for extra security.

4 Rear seats are split so one can be
folded if extra cargo space is needed.

5 Rear quarter windows may be opened
for extra ventilation by rotating a
large "capstan-type" wheel on each side.

6 Remote fuel filler lid and trunk
opener can be activated
from the driver's seat. An extra
convenience.

7 Headrests are adjustable for height.
Crossover seat belt
passes through special guide.

8 Self-retracting seat belts assure extra
safety and are recommended for
use at all times.

Powerful fuel-efficient engine, strong chassis

Style and beauty count for a lot, but look for the substance: it's all here. High performance, great handling, dependability. You can count on it, too!



Drive the Datsun 180SX spiritedly and get to know its finer points. Like how the torquy 115 hp engine pulls strongly from low revs smoothly up to the red line. It has Nissan's proven electronic fuel injection system which measures the exact amount of fuel required by the powerplant, depending on engine speed and load, for instant response and economy.

Getting down to business on a winding road you'll appreciate the all-independent suspension. It has heavy duty deep coil springs and struts in front for more effective control and comfort, and a heavy-duty stabilizer bar to reduce body roll. The rear suspension is a 4-link coil spring type also with stabilizer. Both are fine-tuned to hug the road and offer predictable handling at all times.

The styled wheels conceal the super-efficient disc brakes. The models with 5-speed or automatic transmissions have a fade-free disc brake for each wheel. The manual 4-speed transmission model has discs in front and drums at rear. It only takes a light touch to activate the brakes because a large capacity brake power assist/tandem master cylinder safety device makes it easy. Safety is further enhanced with wide 185/70 steel radial tires for a better grip on the road.

From the black mask grille and chin spoiler in front to the air foil on the tail, the wind-cheating wedge shape body is an efficient, aerodynamic design. Its sharp, crisp, youthful lines, the double rectangular headlamps, sculptured panels, flared wheel arches, decorative hood scoops and protective side stripes come together in a completely integrated and successful style.

If you're wanting more than basic transportation the new Datsun 180SX delivers the extra muscle, comfort, styling flair and excitement you're looking for.

All you have to do is drive it to find that out for yourself!

1.2 Both the 5-speed manual and automatic transmission models are equipped with disc brakes on all four wheels.
The 4-speed manual version has discs in front and drum brakes on the rear.

3 Dual brake circuits with tandem master cylinders are backed up with an anti-skid NP valve which automatically adjusts brake pressure. Power assisted for greater convenience and lighter touch.


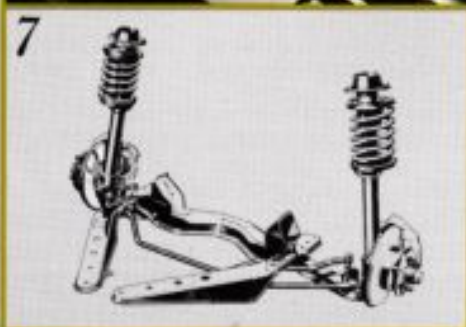
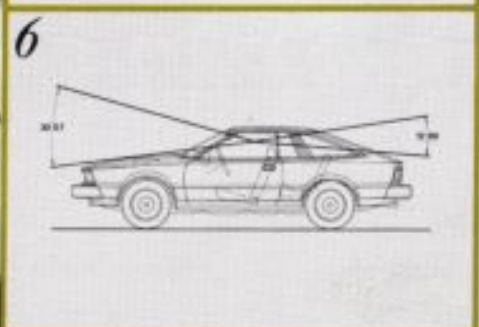
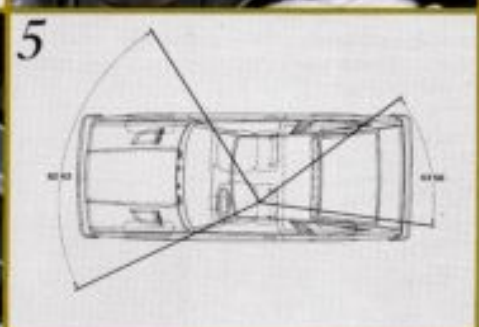
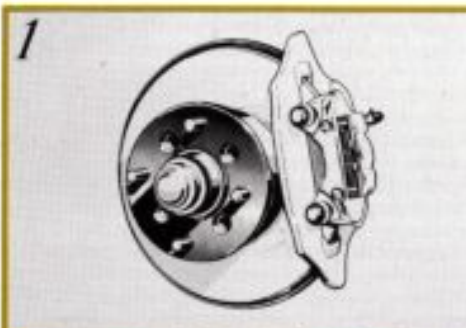
4 Nissan's trusty L18E 4-cylinder OHC 1,770 cc (108.0 cu. in.) engine develops 115 hp at 6,000 rpm-*SAE* (93 PS at 5,800 rpm-*DIN*) with maximum torque at 3,600 rpm. Advanced electronic fuel injection system ensures excellent fuel efficiency in both town and country driving conditions. There is a choice of transmissions: 4-speed or 5-speed manual or a 3-speed automatic with a 6-position selector. In the best Nissan tradition, you can be assured of long and trouble-free performance.

5.6 The narrow roof line, generously sized windows, sharply raked windshield and slim supports mean panoramic visibility and added safety.

7 Sturdy independent strut front suspension with deep coil springs and torsion bar type stabilizer.

8 Independent 4-link coil springs and stabilizer make up rugged rear suspension unit. Rigid axle.

9 The 2-joint propeller shaft smooths transmission shock and reduces noise.



Specifications

Model: DATSUN 180SX.

Engine: Type: L18E, 4-cylinder, 4-cylinder in line, OHC, 5-main bearing crankshaft. Bore x stroke: 85 x 78 mm (3.35 x 3.07 in). Displacement: 1,770 cc (108.0 cu in). Compression ratio: 8.5 to 1. Max. power: 115 hp at 6,000 rpm (SAE). Max. torque: 15.5 kg-m (112.1 ft-lb) at 3,600 rpm (SAE).

Lubrication system: Pressure feed, full flow system.

Cooling system: Water-cooled, forced circulation with centrifugal water pump. Wax pellet type thermostat and fan.

Fuel system: Electronic fuel injection. Viscous paper type air cleaner. Fuel tank capacity: 60 liters (15.8 US gal).

Electrical system: 12V, 40 or 60 (only for cold zone) AH battery, 12V-60A alternator.

Clutch: Single dry disc with diaphragm spring.

Transmission: Manual: 4-speed all synchromesh. 5-speed all synchromesh. Automatic: 3-speed 6-position selector.

Gear ratio:	4-speed M/T	5-speed M/T	A/T
1st	3.382	3.382	2.458
2nd	2.013	2.013	1.458
3rd	1.312	1.312	1.000
4th	1.000	1.000	—
5th	—	0.854	—
rev.	3.365	3.570	2.182

Final drive: Hypoid gear. Gear ratio: 3.889.

(4.111 for mountainous area—available for 5-speed M/T models and A/T models).

Suspension: Front: Independent strut with coil spring. Torsion bar type stabilizer. Rear: Rigid axle by 4-link coil spring with stabilizer.

Brakes: Dual brake circuit with tandem master cylinders. Power assisted. Front: Discs. Rear: Discs. (Drums only for 4-speed M/T models). Anti-skid NP valve. Auto adjuster.

Parking brake: Mechanically operated on rear

wheels through center pull-up lever.

Wheels and tires: 5J-14 styled wheels.

5J-14 aluminum wheels with center caps*.

185/70 SR-14 steel radial tire.

165 SR-14 steel radial tire (only

for 4-speed M/T models). *—option.

Steering: Collapsible steering column.

Gear type: Recirculating ball type gear.

Variable gear ratio: 18.0 – 20.5 to 1.

Instruments: Speedometer with odometer and tripmeter. Tachometer. Temperature gauge. Oil pressure gauge. Volt meter. Fuel gauge.

Ventilation ducts. Ventilation control panel. Side demister. 3-hand clock (Quartz). Warning lamps of door ajar, fuel, hand brake operating, brake fluid level, battery charge and oil pressure.

Body: All steel unitary construction with crush zones, front and rear. Fully upholstered with cloth. Adjustable separate reclining seats with headrests and lumbar support (for driver) in front and split back seats in rear.

Dimensions, weight & performance:


Overall length	4,400 mm (173.2 in)
Overall width	1,680 mm (66.1 in)
Overall height	1,305 mm (51.4 in)
Wheelbase	2,400 mm (94.5 in)
Tread, front	1,345 mm (53.0 in)
rear	1,345 mm (53.0 in)
Min. road clearance	190 mm (7.5 in)
Curb weight	4-speed M/T 1,080 kg (2,381 lb)
	5-speed M/T 1,095 kg (2,414 lb)
	A/T 1,100 kg (2,425 lb)
Seating capacity	5 persons
Max. speed approx.	4-speed M/T 175 km/h (108.8 mph)
	5-speed M/T 175 km/h (108.8 mph)
	A/T 165 km/h (102.5 mph)
Min. turning radius	5.2 m (17.1 ft)
(curb to curb)	

Equipment applications

Std—Standard Opt—Option NA—Not available

Model	4-speed M/T	5-speed M/T & 3-speed A/T	Model	4-speed M/T	5-speed M/T & 3-speed A/T
Lamps and switches	Head lamp	Sealed beam	Std	Std	Std
		Semi-sealed beam	Opt	Opt	Opt
	Instrument illumination control		Std	Std	Std
	Illuminated cigar lighter and ashtray		Std	Std	Std
	Luggage room lamp		Std	Std	Std
	Glovebox lamp		Std	Std	Std
	Room lamp with door switch		Std	Std	Std
	Warning lamps	Door ajar	Std	Std	Std
		Fuel	Std	Std	Std
		Hand brake operating	Std	Std	Std
		Brake fluid level	Std	Std	Std
		Battery charge	Std	Std	Std
		Oil pressure	Std	Std	Std
Steering	Plastic steering wheel		Std	NA	NA
	Simulated leather wrapped steering wheel		Opt	Std	Std
	Steering lock		Std	Std	Std
	3-hand clock (Quartz)		Std	Std	Std
Padded sunvisor with vanity mirror			Std	Std	Std
Coat hanger			Std	Std	Std
Anti-glare breakaway rearview mirror			Std	Std	Std
Wall-to-wall carpet			Std	Std	Std
			Model	4-speed M/T	5-speed M/T & 3-speed A/T
			Tinted, zone-tempered windshield (5.0t)	Std	Std
			Laminated tinted windshield (4.7 t)	Opt	Opt
			Tinted tempered glass for door, side, rear window (4.0t)	Std	Std
			Radio	Opt	Opt
			AM-5 pb	Opt	Opt
			MW-SW-5 pb	Opt	Opt
			AM-FM-Mpx-5 pb (3 speakers)	Opt	Opt
			Cassette stereo	Opt	Opt
			Fabric trimmed seats	Std	Std
			Foot rest for driver (LHD models only)	Opt	Opt
			Trunk and fuel filler opener	NA	Opt
			Floor trim (cut pile)	Opt	Opt
			Air conditioner	Opt	Opt
			Rear electric defogger	Opt	Opt
			Auto antenna	Opt	Opt
			Rear wiper/washer	Opt	Opt
			Variable timing intermittent wiper	NA	Opt
			Side guard molding	NA	Opt
			Door mirrors	Opt	Opt
			Door mirror for driver side	Opt	Opt
			Fender mirrors	Opt	Opt
			Aluminum road wheel (5J-14)	NA	Opt

Nissan Motor Co., Ltd. reserves the right to make any changes without notice concerning color, equipment, or specifications detailed in this brochure, or to discontinue individual models. The colors of vehicles delivered may differ slightly from those in this brochure. Please consult your local dealer to ensure that the vehicle delivered accords with your expectations.

 **NISSAN MOTOR CO., LTD.**