

DATSUN



DATSUN *Sedan*

The Sleek and crisp DATSUN combines compact design with large car convenience. Smart body styling accents its modern look. Compact size is appreciated in narrow streets. Every consideration has been given to maneuverability, safety and comfort.

The newly designed 1,300cc engine, which superseded the dependable 1,200cc engine on former models, develops a maximum horse power of 67HP, raising top speeds to 140km/h (87MPH). It is built for powerful acceleration and extremely low fuel consumption. For business or pleasure, the DATSUN is a compact and comfortable car that is easy to buy and inexpensive to maintain.





Soft, full cushioned seats are covered with color matched vinyl-leather that is both attractive and long wearing. The interior is the most spacious among compacts of its size, easily seating five persons. Highly efficient suspensions make a long travel fatigueless and pleasant. Wide opening four doors provide easy access and exit.



Not only ample space, but flat floor makes the trunk in the DATSUN perfect for luggage of all shapes and sizes. A counter balanced trunk lid lets the driver load and unload with one-hand convenience.



Smooth flowing lines that give the lively look. Profile, frontal, or rear, the DATSUN looks smart from any angle.



DATSUN *Station Wagon*

A smart-styled family sedan or a handy load carrier...such a practical combination is incorporated in the DATSUN Station Wagon. A unique station wagon in its class, it is a

perfect choice for family, business or pleasure use. The DATSUN Station Wagon is designed and engineered to provide both—luxurious small car comfort and large car convenience. Compact size makes it easier to park in narrow places or drive in heavy traffic. Four wide-opening doors provide easy entrance and exit. Five persons can be seated in comfort with generous space for luggage. The rear seat folds into floor to make larger space available for delivery use.





Spacious interior and soft-cushioned seats provide comfortable and fatigue-free ride even on a long-distance travel. Through four doors, entry and exit are very easy.





Spare tire is neatly stored beneath the floor of luggage compartment.



Five persons plus handy luggage space. When the rear seat is tilted forward, larger space is available for a variety of luggage, large or small.

The instrument panel combines convenience and smartness to the highest—thick, soft safety pad, glove compartment with upward opening lid, handy parcel shelf under the dashboard, well-grouped instruments and controls, and suspended pedals that give quick response to every action.




Full Synchromeshed Column Mounted or Floor Shift

Everything has been considered to give more comfort and convenience. The front seat is adjustable forward or backward to provide the optimum driving position. Either full-synchromeshed steering column mounted three-speed or floor shift four-speed transmission is available according to market requirement. All controls are easy to manipulate for high maneuverability.




Solid and light unitary body construction



R. B. Steering

The newly adopted recirculating ball steering reduces steering power by 20 per cent to give lighter handling.



Brakes

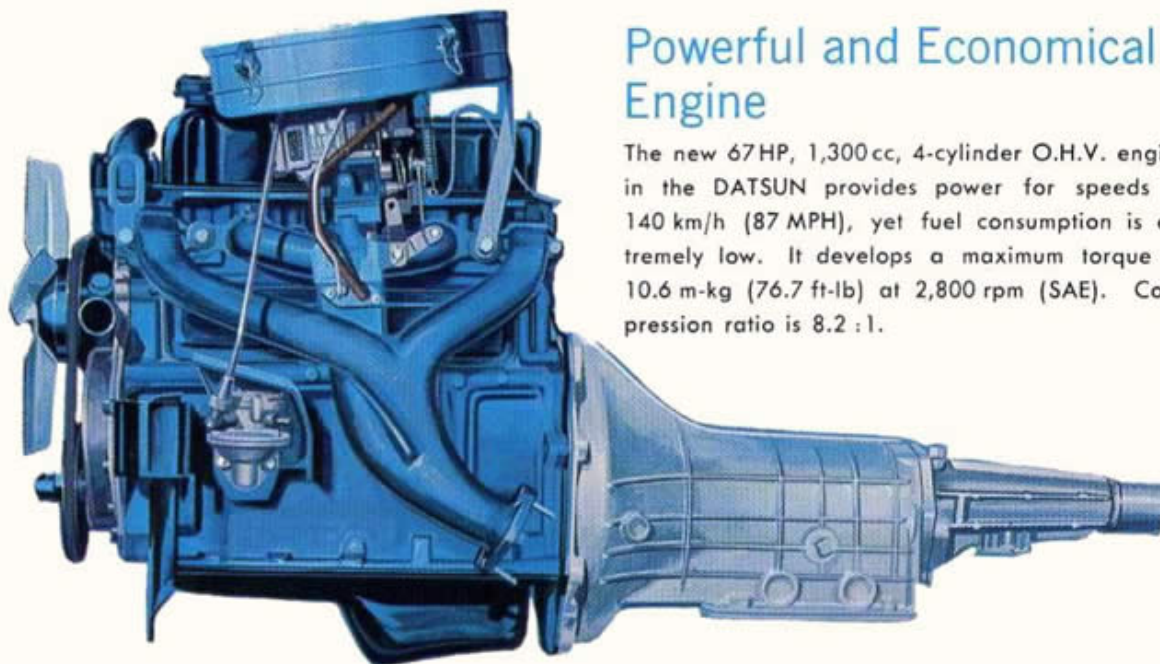
Two-leading shoe type for front and two-leading and trailing shoe type for rear. Nine inch brake drum and long wearing lining insure accurate and smooth stop.



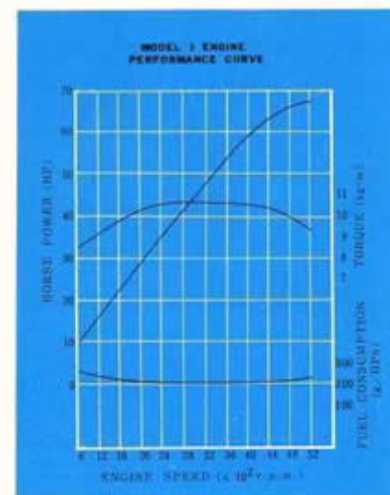
1300 cc 67 HP

Powerful and Economical Engine

The new 67 HP, 1,300 cc, 4-cylinder O.H.V. engine in the DATSUN provides power for speeds to 140 km/h (87 MPH), yet fuel consumption is extremely low. It develops a maximum torque of 10.6 m·kg (76.7 ft·lb) at 2,800 rpm (SAE). Compression ratio is 8.2 : 1.



Easy-to-inspect engine room.





MODELS: P(L)411-U P(L)411-UT WP(L)411-U WP(L)411-UT

DIMENSIONS AND WEIGHTS:

Overall length	3,995 mm (157.3 in)	
Overall width	1,490 mm (58.7 in)	
Overall height	1,430 mm (56.3 in)	
Wheelbase	2,380 mm (93.7 in)	
Tread front	1,206 mm (47.5 in)	
Tread rear	1,198 mm (47.2 in)	
Vehicle weight	885 kg (1,951 lb)	960 kg (2,116 lb)
Seating capacity	5 persons	
Min. road clearance	175 mm (6.9 in)	

PERFORMANCE:

Max. speed	140 km/h (87 MPH)	
Max. grade ability (sin θ)	0.357	0.361
Min. turning radius	5.0 m (16.4 ft)	

ENGINE:

Model J; Gasoline engine; Water cooled four-cycle O.H.V.; Four-cylinder in line; Bore 73.0 mm (2.87 in); Stroke 77.6 mm (3.06 in); Piston displacement 1,299 cc (79.3 cu. in.); Max. B.H.P. 67 HP at 5,200 rpm (SAE); Max. torque 10.6 m·kg (76.7 ft·lb) at 2,800 rpm (SAE); Compression ratio 8.2:1.

FUEL SYSTEM:

"NIKKI" dual barrel down draft type carburetor; Mechanical type diaphragm pump; Paper element type air cleaner; Fuel tank capacity 41 ltr (10.8 U.S. gal)

LUBRICATION SYSTEM:

Pressure feed with full-flow type oil filter; Trochoid type pump; Oil pan capacity 2.9 ltr (0.77 U.S. gal)

IGNITION SYSTEM:

Coil and distributor with mechanical and vacuum control.

COOLING SYSTEM:

Pressurized radiator with centrifugal pump; Pellet type thermostat and fan; Cooling water capacity 5.4 ltr (1.43 U.S. gal)

ELECTRIC SYSTEM:

12 volt, 40 A.H. or 50 A.H. battery; 300 watt alternator with regulator; 1 kw (1.4 HP) magnetic shift starter. (NEGATIVE EARTH)

CLUTCH:

Single dry disc with cushioning spring. Dia. 200 mm (7.87 in)

TRANSMISSION:

3 speeds forward and 1 reverse; All synchromeshed on forward gears; Speed change lever on steering column; Gear ratio 1st 3.197, 2nd 1.725, top 1.000 and reverse 4.125.....P(L)411-U, WP(L)411-U

4 speeds forward and 1 reverse; Synchromeshed on 1st, 2nd, 3rd and top gears; Floor gear-change lever; Gear ratio 1st 3.657, and 2.177, 3rd 1.419 top 1.000 and reverse 3.638.....P(L)411-UT, WP(L)411-UT

REAR AXLE:

Semi-floating axle; Hypoid bevel final gear; Ratio 4.375 (P(L)411-U, WP(L)411-U), 4.111 (OPT. 3.889) (P(L)411-UT, WP(L)411-UT)

FRONT SUSPENSION:

Independent coil spring; Telescopic shock absorbers; Torsion bar type stabilizer.

REAR SUSPENSION:

Longitudinal semi-elliptic springs, 4 leaves; Telescopic shock absorbers.

STEERING:

Right or left hand drive; Recirculating ball type gear; Ratio 15.0:1.

BRAKES:

Hydraulic; Front two-leading shoe; Rear leading and trailing shoe; Brake drum dia. 228.6 mm (9.0 in); Parking brake mechanically operated on rear wheels only.

SPECIFICATIONS

WHEELS AND TIRES:

Steel disc wheels; 5.60-13-4 P tires.

LAMPS:

Two dual head lamps (sealed beam) with dipping; Two parking and turn front signal lamps; Two combined stop, tail and turn signal lamps; Room lamp; Rear license lamp; Inspection lamp.

INSTRUMENTS:

Speedometer; Fuel gauge; Water temperature gauge; Oil pressure warning light; Turn signal pilot light; Main beam warning light; On instrument panel, ignition and starter switch; Lighting switch; Choke control knob; Windshield wiper switch; Fresh air control levers; Glove box.

BODY WORKS:

Four door sedan (P(L)411-U(T)); Four-door station wagon (WP(L)411-U(T)) Five-seater with adjustable front seat; All steel body fully upholstered with vinyl leather; Dual self-parking windshield wiper; Room lamp door switches on both sides; Turn signal lever with dimmer switch unit; Interior back mirror; Safety glass on all windows and doors; Two sunvisors; Ash trays, front and rear; Vinyl floor mat; Safety belt anchorage; Fuel tank filler cap lock; Trunk floor mat (P(L)411-U(T)) Full height single lift gate; Vinyl mat on luggage floor; Rear-gate lock with fuel tank lid lock; Back mirror on door. (WP(L)411-U(T))

EQUIPMENT APPLICATIONS:

(P(L)411-U(T))	Type	A	B	C
Tire (whiteside wall tire)	Opt	x	x	x
Moulding	x	x	x	x
Back window	x	x	x	x
Drip channel	x	x	x	x
Door sash	x	x	x	x
Wheel cap (Large)	x	x	x	x
Back mirror on door (Flat)	x	x	x	x
Fender back mirror	x	x	x	x
Windshield washer	x	Opt	Opt	Opt
Anti sun glass	x	Opt	Opt	Opt
Seat & door trim (Deluxe design)	x	x	x	x
Carpet	x	Opt	Opt	Opt
Sill kick plate	x	x	x	x
Sunvisor (Deluxe design)	x	x	x	x
Glove box lock	x	x	x	x
Cigarette lighter	x	x	x	x
Clock	x	Opt	Opt	Opt
Fog lamp	x	x	x	x
Reverse lamp	x	x	x	x
Parcel shelf (Deluxe design)	x	x	x	x
Casing trunk room (Deluxe design)	x	x	x	x
Separate seat	x	Opt	Opt	Opt

EQUIPMENT APPLICATIONS:

(WP(L)411-U(T))	Type	A	B
Tire (White side wall tire)	Opt	x	x
Moulding	x	x	x
Wheel cap (Large)	x	x	x
Windshield washer	x	Opt	Opt
Anti-sun glass	x	Opt	Opt
Carpet	x	Opt	Opt
Clock	x	Opt	Opt
Separate seat	x	Opt	Opt

OPTIONAL EQUIPMENTS:

Heater set; Radio set; Plug receptacle; Safety belt; Arm rest rear. (P(L)411-U(T))

These specifications are subject to change without notice.



NISSAN MOTOR CO., LTD.

FOREIGN TRADE DIVISION

Otemachi Bldg., Otemachi, Chiyoda-ku, Tokyo, Japan

Printed in Japan Publication No. PE-667-510130