

2013 CHRYSLER FLEET BUYER'S GUIDE





To Our Valued Fleet Colleagues,

No matter where you look — ever and increasing sales figures, coverage of Chrysler Group LLC on the CBS **60 Minutes** news hour, reviews by publications like *Car and Driver* — it is instantly clear that the engineering, vehicles and services of our company are transforming the automotive world. Our most recent developments focus on fuel efficient technologies.

The development and implementation of 8-speed transmissions available on Chrysler 300, Dodge Charger and the new Ram 1500, and the increasing applications of the award-winning Pentastar™ VVT V6 are improving fuel-efficient performance across all brands. Exceptional in this context is the **new 2013 Ram 1500 HFE** — the High Fuel Efficiency model, featuring segment-exclusive⁽¹⁾ Start/Stop technology, active grille shutters and standard tonneau cover delivering Best-in-Class fuel economy⁽¹⁾.

The **new 2013 Ram 1500** creates nothing less than a new benchmark. Innovative new technology includes an all-new and segment-exclusive⁽¹⁾ available four-corner air suspension system; new electronic power steering; advanced aerodynamics to help improve fuel economy ... and much more.


Accolades for the all-new and exceptionally fuel efficient **2013 Dodge Dart** include the honour as one of *Ward's* '10 Best Interiors'⁽²⁾. With exceptional features and comfort this spacious compact sedan, is also the most technologically advanced car in its class⁽²⁾.

The **new 2013 Dodge Durango Special Service and Dodge Charger Enforcer** are designed to meet the toughest demands of police, fire and rescue teams. Engineered and modified for heavy-duty applications and high-demand municipal use, these vehicles dramatically illustrate how our portfolio continues to expand. Our commitment to quality is as strong as ever. Along with our 3-year/60,000-kilometre Bumper-to-Bumper Warranty,⁽³⁾ you're backed by one of the best warranties in the business, our fully transferable 5-year/100,000-kilometre Powertrain Limited Warranty.⁽³⁾

You're also backed by our commitment to you — for much of our success comes from our fleet partners. We encourage you to keep our vehicles in top consideration, and to communicate with us regularly; your assessments are essential for these developments to continue.

You can reach us by calling toll-free at 1-800-463-3600 or direct contact through your regional Chrysler Canada Fleet Team representative who can be found on pages 4-5 of this brochure.

Respectfully yours,



K.W. Tuckey
Senior Manager, National Fleet and Commercial
Chrysler Canada Inc.

⁽¹⁾Class based on *Ward's Automotive* Large Pickup classification; when properly equipped.

⁽²⁾Based on *Ward's Automotive* Upper Small Sedans costing under \$25,000 segment.

⁽³⁾See retailer for details and a copy of this Limited Warranty.



At Chrysler Canada Inc., there is one exacting standard: *quality*. That's why every vehicle offered by Fleet Operations carries our 5-year/100,000-kilometre Gasoline or 5-year/160,000-kilometre Diesel or 3-year/60,000-kilometre SRT Powertrain Limited Warranty. Basic warranty coverage is for 3 years or 60,000 kilometres. Rust-through coverage on all body sheet metal is for 3 years.

TABLE OF CONTENTS

INTRODUCTION

- 4 Fleet Team Contacts
- 6 A Leader in Stewardship
- 8 The Powertrain Factor
- 10 Safety and Security
- 14 Multimedia Centres
- 16 Innovations in Technology

SEDANS

- 24 FIAT® 500/ FIAT 500c
- 28 FIAT 500 Abarth
- 30 Dodge Dart
- 34 Chrysler 200
- 38 Chrysler 200 Convertible
- 42 Dodge Avenger
- 46 Dodge Charger
- 52 Chrysler 300
- 58 Dodge Challenger

MINIVANS/CROSSOVER

- 68 Dodge Grand Caravan
- 74 Chrysler Town & Country
- 78 Dodge Journey

SPORT UTILITY

- 86 Jeep Compass
- 90 Jeep Patriot
- 94 Jeep Wrangler
- 98 Jeep Grand Cherokee
- 104 Dodge Durango

TRUCKS/COMMERCIAL

- 112 Ram 1500
- 120 2012 Ram 2500/3500
- 126 2012 Ram 3500/4500/5500
Chassis Cab
- 130 Ram Cargo Van

POLICE/GOVERNMENT

- 138 Dodge Charger Enforcer
- 140 Dodge Durango Special Service
- 142 Ram Special Service
- 143 Government Vehicles

NATIONAL FLEET SALES TEAM

NATIONAL OFFICE 6500 Mississauga Road North, Mississauga, Ontario L5N 1A8 Fax: 905-821-6020



Ken Tuckey
Senior Manager, National
Fleet and Commercial
(905) 821-6040
kwt1@chrysler.com



Bernie Moorcroft
National Daily
Rental Manager
(905) 821-6035
bm20@chrysler.com



Norm Lyle
National Fleet, Commercial
and Marketing Manager
(905) 821-6036
nsl@chrysler.com



Sujata Yarrow
National Government
Sales and Fleet
Marketing Manager
(905) 821-6043
scd2@chrysler.com



Claude Malette
Law Enforcement
Account Manager
(905) 821-6091
chm2@chrysler.com



Randy Klein
National Fleet
and Commercial
Operations Manager
(519) 973-2060
rsk@chrysler.com



Annamaria Battista
Fleet, Commercial and
Daily Rental Coordinator
(905) 821-6198
asb3@chrysler.com



**Gloria
Bustamante-Fast**
Administrative Analyst
(905) 821-6176
gb31@chrysler.com



Andy Gardin
Fleet Financial Manager

BUSINESS CENTRES

EASTERN

6500 Mississauga Road North, Mississauga,
Ontario L5N 1A8
Fax: 905-821-6020

INCLUDES: Ontario, New Brunswick, Newfoundland,
Nova Scotia, and Prince Edward Island



Mike Young
Fleet and Commercial
Account Executive
(905) 821-6096
my1@chrysler.com



Bill Fisher
Fleet and Commercial
Account Executive
(905) 821-6066
wf3@chrysler.com

WESTERN

Suite 200, Southland Plaza, 10201 Southport
Road SW, Calgary, Alberta T2W 4X9
Fax: 403-299-2922

INCLUDES: British Columbia, Alberta, Saskatchewan,
Manitoba, Nunavut, Yukon, and Northwest Territories



Mike Weatherby
Fleet and Commercial
Account Executive
(403) 299-2910
mpw7@chrysler.com



Ed Garrick
Fleet and Commercial
Account Executive
(604) 556-9062
ejg@chrysler.com



Eric Gauthier
Fleet and Commercial
Account Manager
(514) 630-2538
ebg@chrysler.com




NATIONAL FLEET SALES TEAM

FLEET & COMMERCIAL SERVICE

**Jeff Pollen**

National Manager,
Service Technical
Operations
(519) 973-2530
jbp1@chrysler.com

**Steve Brookfield**

Fleet Service Manager,
Eastern and Western
(416) 347-5300
sgb21@chrysler.com

**André Dostie**

Fleet Service Manager,
Quebec
(905) 821-6125
ad5@chrysler.com

CHRYSLER FLEET HEADQUARTERS 1-888-463-3600 fleetinfo@chrycan.com

Judy Harding *Fleet Team Leader*

Annette Curtis *Customer Care Representative*

Dawn Sutherland *Customer Care Representative*

Jennifer Wood *Customer Care Representative*

Linda Tracey *Customer Care Representative*

Linda Le Patourel *Customer Care Representative*

Cindy Lanthier *Customer Care Representative*

Ryan Carol *Customer Care Representative*

Iain Burnette *Customer Care Representative*

Brent Elgie *Customer Care Representative*

Susan O'Rourke *Customer Care Representative*





Environmental Stewardship and World Class Manufacturing

Responsibility is a basic tenet, and our Environmental Policy reflects our commitment to environmental stewardship. Our aim is to enhance the quality of human life and the natural environment, develop ecological awareness, and promote environmental responsibility among our employees, dealers, suppliers, customers and the public. In 2010, Chrysler Canada invested more than \$35 million toward reducing facility emissions and enhancing resource conservation. One of our most exciting initiatives is our adoption of World Class Manufacturing (WCM). WCM is based on the idea that waste is immoral, and seeks to improve manufacturing processes through more efficient leverage of human and material resources.

MATERIALS AND RECYCLABILITY

Materials handling and reduction play a critical role in every aspect of manufacturing and design. Recent accomplishments:

- The industry-first “green” vehicle seating material: the 2011 Jeep[®] Grand Cherokee and Dodge Durango models utilized a polyol made from waste foam instead of polyol made from soy-based bio-material, thus substituting a food-based material with one converted from would-be landfill waste
- Greater use of alternative materials, such as wood-filled composites and reclaimed cotton insulation
- Utilization of more natural-based fillers for plastic reinforcements
- Partnership with our suppliers to identify further opportunities – like our intake manifolds, which contain recycled nylon carpet fibre and substantially reduce the need for virgin petroleum based nylon

SUBSTANCES OF CONCERN

We aggressively pursue solutions to eliminate or greatly reduce specific substances. Our focus is to replace and/or eliminate toxic and hazardous chemicals, such as lead, mercury, cadmium, hexavalent chromium, select plasticizers, and flame retardants.

ENCOURAGING VEHICLE RECYCLABILITY

Automobiles are one of the most recycled products in North America: 95% of vehicles undergo a reclamation process resulting in a recycle reuse rate of 86% of the vehicle by weight. The recyclable quality of our vehicles now surpasses the most stringent European requirements.

FIRST LEED GOLD CERTIFIED ENGINE PLANT

LEED (Leadership in Energy and Environmental Design) certification encourages design and construction practices that aid profitability, promote occupant health and well-being, and reduce overall environmental impact. Our state-of-the-art Trenton South Engine Plant is the first engine plant in the world to earn the LEED Gold certification distinction by accomplishing the following:

- Reducing its CO₂ emissions by more than 12,000 metric tonnes (the equivalent to the annual CO₂ output of 1,000 homes)
- Reducing energy costs by \$1.26 million per year compared with similarly constructed engine-manufacturing buildings
- Decreasing water consumption by approximately 5,700 cubic metres per year
- Diverting approximately 6,125 metric tonnes of construction waste from landfills through recycling equal to 91% of its output
- Utilizing building materials that included 47% recycled content and incorporating building materials containing 79% regional content
- Sourcing 57% of wood products from forests certified by the Forest Stewardship Council (FSC)

ENERGY

By nature, automotive manufacturing is an energy-intensive enterprise, powered primarily by electricity and natural gas. The Chrysler Group has:

- Eliminated coal-fired powerhouses in our facilities, converting most to cleaner-burning natural gas
- Sought to find alternatives to fossil-fuel-derived power, such as our renewable-energy 200-kilowatt solar array at the Saltillo South Engine Plant in Mexico
- Considerably reduced the Company's carbon footprint by actively promoting energy-efficient practices

AIR EMISSIONS

Chrysler Canada supports and promotes all efforts to minimize emissions of greenhouse gases, volatile organic compounds (VOC) and hazardous air pollutants (HAP). Over the past 20 years, our innovations have included:

- Advancements in the application of powder primers and basecoats, as well as the use of zero or low-HAP paint coatings
- Pioneering applications of waterborne technology in paint-application processes
- Using the highest percentage of powdercoat primer of any automotive manufacturer, eliminating 100% of the VOC and HAP from the primer stage with a 97% material-use efficiency
- Developing a 45% lighter body sealer in collaboration with key suppliers to lower vehicle weight and reduce VOC content by 49%

WATER

Goal: Use only the amount of water necessary to create our products and reduce water use wherever possible – especially in the arid southwest United States and Mexico. Prime accomplishments in North America:

- Canada: The Windsor Ontario Assembly Plant eliminated the need to purchase more than 68,000 cubic metres per year of potable city water (used to remove over-sprayed paint); it now uses recycled process water and rainwater
- Mexico: Four manufacturing facilities have achieved exceptional conservation performance, with zero wastewater discharge and total reuse of all water for secondary processes; the result is a reduction of some 750,000 cubic metres annually per plant on the local aquifer
- United States: The Warren, Michigan Stamping Plant reduced its chemical usage to treat water by \$16,000 annually; a thriving 100-U.S.gallon aquarium continuously fed with filtered cooling water from this process is a clear demonstration of its purity

BIODIVERSITY

Chrysler Canada seeks to preserve existing natural areas around our facilities whenever possible:

- We renovate and improve facilities on existing brownfields rather than engage in new construction on greenfield sites
- We avoid building new construction in areas of high biodiversity value

A singular success story is the 202-acre Toluca, Mexico assembly and stamping operations, only 13 kilometres from the Ci Negras de Lerma wetland. In significant rain events, our treated wastewater (normally used for irrigation) now helps to recharge the wetland.

CLEAN DIESEL TECHNOLOGY

Ram Truck was the best-selling diesel pickup in Canada for 2010 and 2011⁽¹⁾. Current figures for 2012 show this same position of leadership. Diesel engine history spans more than 100 years, and today's clean diesels utilize remarkably efficient technologies which significantly reduce emissions and dramatically improve drivability. Modern, clean diesel engines offer many advantages compared to the diesel engines of the past, including:

- Up to 80% reduction in particulates and up to 70% reduction in oxides of nitrogen (NOx)
- Up to 30% improvement in fuel economy⁽²⁾ and 20% decrease in carbon dioxide (CO₂) or greenhouse gas emissions over similar-size gasoline engines
- Up to 50% increase in power and 30% increase in torque

The newest federal regulations require us to equip our Ram Chassis Cabs with a Diesel Exhaust Fluid (DEF) injection system and a Selective Catalytic Reduction (SCR) catalyst. DEF is a nontoxic, non-hazardous solution of the chemical urea and purified water. It is carried in a separated tank on-board the vehicle and when heated it vaporizes and decomposes to form ammonia and carbon dioxide. The ammonia (NH₃), in conjunction with other system filters, converts the NOx to harmless nitrogen (N₂) and water (H₂O).

Advantages to the Ram Chassis Cab DEF design are considerable:

- All DEF components are packaged away from upfitter zones; the actual DEF tank is under the cab
- The DEF fuel filler tube is conveniently and intelligently located between the cab and upfitter body
- All Ram Chassis Cabs offer low NOx idling emissions standards and are Clean-Idle Certified
- Our engine maintains full power when the DEF is low

⁽¹⁾Based on R.L. POLK Canada Inc. 2010 and 2011 CY vehicle registrations for large pickups under 14,000 GVW.

Chrysler, Dodge, Jeep, Ram and HEMI are registered trademarks and Pentastar is a trademark of Chrysler Group LLC. Cummins is a registered trademark of Cummins, Inc. All product specifications and photographs are based on authorized information as of May 31, 2012.

⁽²⁾Based on engineering estimates



Achieving greater fuel economy with no compromise to performance.

ALTERNATIVE FUELS

Our insistence on finding effective and independent means for power is amply evident in powertrain design. The critical success of our Flex Fuel engines – notably the award-winning 3.6L Pentastar™ VVT V6 (available on multiple vehicle lines), and the 4.7L Flex Fuel V8 utilized by Ram models – is now greatly amplified by new developments in alternative energy use.

The prime example is an all-new Ram 2500 model – the Ram CNG edition. Increasingly, use of Compressed Natural Gas (CNG) as an alternative fuel is growing in demand, and for good reason: it is abundantly available across North America; it's produced locally, thus reducing reliance on foreign resources; and it's priced up to 30% less than comparable unleaded gasoline prices. Powered by a modified 5.7L HEMI® V8, the Ram 2500 CNG offers seamless performance utilizing both unleaded gas and Compressed Natural Gas.



THE FLEX FUEL 3.6-LITRE PENTASTAR™ VVT V6

A 2011 and 2012 winner of *Ward's Automotive* "10 Best Engines".

Meet the best and most advanced V6 ever produced in the history of the Chrysler family of vehicles – the 3.6L Pentastar VVT V6. Offering exceptional refinement, impressive fuel economy, and class-leading power, the Pentastar VVT V6 offers an elegant and simple design with outstanding driveability and responsiveness – without the need for premium fuel. Further advantages are an oil-filter system that eliminates oil spills and contains an incinerable filter element for more efficient disposal than typical oil filters. The use of long-life spark plugs and a high-energy coil-on-plug ignition system also helps to reduce maintenance costs, making this a premium engine that runs on unleaded regular, E85 ethanol (most models) or any combination of the two.



THE 6.4-LITRE SRT® HEMI® V8 ENGINE

This remarkable engine produces 470 horsepower and 470 lb-ft of torque (470 hp/465 lb-ft on Jeep® Grand Cherokee), giving vehicles in the SRT families superb capability and power. The engine powers the specialized performance-gear SRT8® versions of the venerable Dodge Challenger and Dodge Charger our flagship sedan, the Chrysler 300 and the four-wheel-drive and family-friendly Jeep Grand Cherokee.



5.7-LITRE HEMI VVT V8 ENGINE WITH FUELSAVER MDS TECHNOLOGY

The 5.7L VVT V8 generates outstanding acceleration and torque while delivering optimal efficiency under a wide range of conditions. It boasts multiple advantages, including a high compression ratio, for more effective burning of fuel; Variable Valve Timing (VVT) – and the brilliant FuelSaver Multi-Displacement System (MDS) Technology. VVT gives the engine low-speed torque while maximizing fuel efficiency and reducing engine noise.

FuelSaver MDS Technology provides smooth, quiet operation, excellent durability and measurably less fuel usage. By deactivating four of the eight cylinders, MDS enables the engine to perform powerfully during acceleration, yet more economically when cruising.

The addition of an active intake manifold with a Short Runner Valve (SRV) on RAM 1500 reflects engineering to improve both peak power and torque, as well as improving low-end torque for more refined performance.



THE 1.4-LITRE MULTIAIR® ENGINE

The engineering partnership, resulting from the addition of FIAT® engineering to the Chrysler team, brings a spectacular development for economical power to the group – and demonstrates the Chrysler commitment to the economy.

The innovative MultiAir engine began production at the Chrysler Group LLC Dundee, Michigan facility, with a sizeable investment that initially created 155 new jobs, growing to a total of 573 for the entire project. The end product shows the innovative nature of Chrysler Group LLC design and engineering. The proprietary MultiAir technology helps deliver up to 10% more power.



2.0L TIGERSHARK™ DOHC I-4 ENGINE

The all-new 2.0L Tigershark engine generates 160 hp and 148 lb-ft of torque. This engine features an aluminum block and cylinder heads, making it lighter and improving vehicle performance and fuel economy. For superior smoothness and high output, this engine incorporates four-valves-per-cylinder with inverted tooth timing drive chain technology. The 2.0L engine also employs Variable Valve Timing (VVT). (Standard on Dodge Dart)



THE 1.4L TURBOCHARGED I-4 ENGINE WITH MULTIAIR® TECHNOLOGY

Named Best International Engine of 2010

The all-new 1.4L MultiAir turbo introduces a new generation of engines from Chrysler. It delivers 160 hp and 184 lb-ft of torque on the all new Dodge Dart (170 lb-ft on FIAT® 500 Abarth). MultiAir is based on the direct control of the intake air supply. This technology is designed to vary the amount of time the intake valves are open and the amount of air/fuel charge that is let into the cylinder, particularly at low speeds or partial load driving conditions. This engine also features the low inertia turbocharger with electric surge valve, improving responsiveness and performance.



2.4L TIGERSHARK™ SOHC I-4 ENGINE WITH MULTIAIR

The all-new 2.4L engine delivers 184 hp and 171 lb-ft of torque. The engine features an aluminum block and cylinder heads for improved performance and fuel economy. It also has a glass-filled nylon intake manifold for low weight, smooth surface and less heat transfer when compared to aluminum. This engine also features a coil-on-plug ignition system delivering high energy spark and the most precise timing available. (Available on Dodge Dart)



2.0L AND 2.4L WORLD ENGINES


The World Engines found in our Jeep Compass and Jeep Patriot are the 4-cylinder answer to our customers' demand for affordably priced, high-technology, fuel-efficient, durable engines. In most cases, they combine dual Variable Valve Timing (VVT) and intake manifold flow-control valves with dual overhead camshafts, four valves per cylinder and high compression ratios. The result of these technologies: more power, power levels at or near class leadership, better fuel economy, and smoother, quieter operation. Other significant features include acoustic cylinder head covers on both displacements plus dual counter-rotating balance shafts, an acoustic oil pan on the 2.4L version, and attention to reducing ancillary sources of noise and vibration.



8-SPEED TRANSMISSIONS

The 8-speed transmissions are universally lauded for their contribution to helping achieve greater fuel economy figures, superb ride comfort, with a significant boost in overall performance. Two versions are available, and featuring a segment-first: a Thermal Management System that permits the transmission to operate at peak temperatures throughout the driving cycle – which translates into peak performance, which in turn contributes to efficient operation. To that, add ultra-close gear ratios and adaptive shifting – again, contributing to peak operation. The 8-speeds deliver unquestioned capability, power and performance resulting in a quiet and comfortable ride that delivers the most from every litre of fuel. The 8-speed automatic transmission is now standard on the Chrysler 300 with the 3.6L Pentastar™ VVT V6 and available on the Dodge Charger. The 2013 Ram 1500 features an all-new available 8-speed transmission.

SAFETY AND SECURITY



At Chrysler Canada Inc., providing you with the most advanced vehicle technologies is a never-ending goal. This emphasis provides peace of mind to your fleet in the form of improved handling, comfort, safety, and security for drivers and passengers. Our lineup surrounds you with enhanced vehicle dynamics, accident-avoidance technologies, and advanced crash protection features. Through existing and emerging technologies, we are constantly improving the outstanding safety and security features in our vehicles.

FROM THE INSURANCE INSTITUTE FOR HIGHWAY SAFETY TOP SAFETY PICK

The end result of our focus on safety is the recognition received from the noted Insurance Institute for Highway Safety – the IIHS. The Institute rates vehicles as good, acceptable, marginal or poor, and bases their decisions relating to performance in high-speed front and side-impact crash tests, rollover tests, as well as comprehensive evaluations of seat/head restraints for protection against neck injuries in rear impacts. To earn a **Top Safety Pick**,* a vehicle must show good ratings in all four Institute tests. In the 2012 model-year, we earned exceptional ratings for 11 of our vehicles for occupant protection in the event of an impact. Winning vehicles must also offer Electronic Stability Control* – which now is standard equipment on almost every one of our vehicles.



2012 IIHS Top Safety Pick winners include:

- | | | | |
|-----------------|-----------------|----------------------------|---|
| • Chrysler 200 | • Dodge Charger | • Dodge Grand Caravan | • Jeep® Grand Cherokee |
| • Chrysler 300 | • Dodge Journey | • FIAT® 500 ⁽¹⁾ | • Jeep Patriot (with available side seat air bags*) |
| • Dodge Avenger | • Dodge Durango | • Chrysler Town & Country | |

ENHANCED ACCIDENT RESPONSE SYSTEM (EARS)

Standard on every Chrysler Group vehicle, EARS engages immediately when an air bag deploys after the vehicle stops. EARS turns on the interior lighting, unlocks all doors, and shuts off the flow of fuel to the engine, making it easier for emergency personnel to see and reach occupants.

ELECTRONIC STABILITY CONTROL (ESC)*

Electronic Stability Control* is an accident-avoidance system designed to electronically detect and automatically assist the driver during critical driving situations and under adverse conditions. ESC* technology works by constantly comparing the driver's intended course with the vehicle's actual course, detecting differences between the two, and applying the brakes to individual wheels while controlling engine power to help keep the vehicle on its intended path. Thus the result is maximum control and stability in a wide variety of situations.

The ESC system found on many Chrysler Canada vehicles is further enhanced with varying combinations of supplementary accident-avoidance systems such as Electronic Roll Mitigation, Brake Assist, Rain Brake Support, Ready Alert Braking, Hill Descent Control, Hill Start Assist, Traction Control System, and Trailer Sway Control.

READY ALERT BRAKING / BRAKE ASSIST / ELECTRONIC BRAKE FORCE DISTRIBUTION

Ready Alert Braking senses if the driver lifts his/her foot off the accelerator, and if sensed, applies a slight amount of brake pressure (not enough to slow the vehicle) to ensure the brake pads and discs are correctly seated in anticipation of a panic stop, helping to maximize stopping power in a shorter period of time.

The Brake Assist feature senses emergency braking by detecting the rate of brake application, then boosting power as needed. Under certain conditions, the Brake Assist may activate the ABS more quickly and easily (than vehicles without the feature), potentially reducing overall stopping distance by eliminating the delay caused by not braking hard enough in time.

Electronic Brake Force Distribution regulates braking pressure front-to-rear, to optimize stopping distances and control under all vehicle-loading conditions.

RAIN BRAKE SUPPORT

Activated by the windshield wipers, the Rain Brake Support system ensures stopping in the shortest distance when driving on wet roads by periodically pushing the brake pads lightly against the brake rotors in an effort to help keep them dry.

HILL DESCENT CONTROL

While descending steep grades, Hill Descent Control works to provide a smooth and controlled descent* on rough or slippery terrain without the driver needing to touch the brake pedal. It strategically applies braking force to each individual wheel to reduce and control the vehicle's forward motion.

HILL START ASSIST

Designed to assist the driver in launching a vehicle up an incline, the Hill Start Assist system maintains the same level of brake pressure the driver applied for a short duration after the foot has been removed from the brake pedal. The system will release the brake pedal in proportion to the amount of throttle applied.

TRACTION CONTROL SYSTEM

This system helps to maintain traction and minimize wheel spin during acceleration. If wheel spin begins, the system automatically applies braking pressure to the drive wheels, and in some cases, modulates the throttle.

TRAILER SWAY CONTROL

Trailer Sway Control (TSC) is part of the Electronic Stability Control system. TSC recognizes a swaying trailer and applies individual wheel brakes and/or reduces engine power to attempt to eliminate the trailer sway. Using yaw detectors, the system can determine when the increasing yaw amplitude is not a result of the driver steering input, and will apply brake pressure at all four wheels to slow the vehicle, and increases the pressure on one front wheel to counteract the yaw induced by the trailer. As the trailer sways to the other side, TSC will increase brake pressure on the opposite side and will continue to do so until the trailer is under control.

ENERGY-ABSORBING STEERING COLUMN

In the event of an accident, the energy-absorbing steering column is designed to cushion the initial blow to the driver's chest. It is standard equipment on every vehicle.

REACTIVE FRONT HEAD RESTRAINTS*

Reactive front head restraints* help reduce the chance of neck injury by moving forward and upward in the event of a rear-end collision, thus decreasing the space between the head restraint and occupant's head.

KEYLESS ENTER 'N GO™ WITH PROXIMITY SENSOR

The system works via a radio frequency (RF) hub which receives and processes all passive entry information by communicating with the key fob/fobik and relating system (i.e. door handles). The hub determines whether the fob is in or out of the vehicle. Upon pulling either exterior front door handle or pressing the trunk access button, the RF hub communicates with the key fob/fobik, and within milliseconds, authorizes the identity of the driver and unlocks the door(s) and trunk.

The system also works in tandem with the vehicle's security system, enabling the vehicle to be started by pressing the Start/Stop button. To start the vehicle, the fob must be inside the vehicle, and the brake pedal must be depressed — a process that combines engine immobilization and anti-theft protection. After exiting the vehicle, the driver can lock the doors by touching a button on the outside door handle, or by using the key fob/fobik door lock button.

*All disclaimers and disclosures can be found on the inside back cover.

SAFETY AND SECURITY

AIR BAGS

Although common to every Chrysler, Jeep®, Dodge, Ram, SRT and FIAT® vehicle, the actual type and placement of the air bags, as well as their force of deployment, are all uniquely calibrated. Our safety engineers carefully test, specify and match air bags* to each individual vehicle to ensure maximum occupant protection. The chart below describes how the different air bags work, where they are located, the force of their deployment, and the vehicles in which they are utilized.

FEATURE	DESCRIPTION	VEHICLE (STANDARD OR AVAILABLE)
Advanced multistage front air bags*	Inflates with a force appropriate to the severity of the impact. Meets FMVSS 208 advanced air bag requirements for smaller occupants and out-of-position occupants.	Chrysler 200 Convertible and Sedan, 300, and Town & Country; Dodge Avenger, Challenger, Charger, Durango, Dart, Grand Caravan, and Journey; Jeep Compass, Grand Cherokee, Patriot, and Wrangler; Ram 1500, 2500, and 3500 pickups, Ram Chassis Cabs and Ram Cargo Van; FIAT® 500, 500c, and Abarth
Supplemental front-seat side air bags*	Designed to enhance protection of the driver and front outboard passenger in certain impacts. Each side air bag has its own impact sensor in order to autonomously trigger the air bag on the side where the impact occurs. Supplemental side-seat air bags are housed in the outboard side of each front-seat.*	Chrysler 200 Convertible and Sedan, 300, and Town and Country; Dodge Avenger, Challenger, Charger, Dart, Durango, Journey, and Grand Caravan; Jeep Compass, Grand Cherokee, Patriot, and Wrangler; Ram 1500, 2500, and 3500 pickups; FIAT 500, 500c, and 500 Abarth
Supplemental side-curtain air bags*	Designed to extend protection to both the front and rear outboard passengers. Each side air bag has its own impact sensor in order to autonomously trigger the air bag on the side where the impact occurs. This type of air bag is housed in the headliner just above the side windows.*	Chrysler 200 Sedan, 300; Dodge Avenger, Challenger, Charger, Dart; Ram 1500, 2500, and 3500 pickups; FIAT 500 and 500 Abarth
Supplemental side-curtain air bags with roll-sensing technology*	Side-curtain air bags with roll-detection system deploy in certain roll-over scenarios and side-impact events. They utilize multiple sensors to determine the severity of the impact.*	Chrysler Town & Country; Dodge Journey, Durango, and Grand Caravan; Jeep Compass, Grand Cherokee and Patriot; Ram Cargo Van
Inflatable driver's knee blocker air bag*	The inflatable knee blocker is an air bag for the driver's knees, and deploys whenever the driver's side air bag deploys. The knee blocker increases driver-impact protection by offering upper leg protection, as well as helping position the driver relative to the front air bag.	Chrysler Town & Country, 300; Dodge Dart, Grand Caravan and Journey; FIAT 500, 500c, and 500 Abarth; Ram Cargo Van
Inflatable passenger's knee blocker air bag*	The inflatable knee blocker is an air bag for the passenger's knees, and deploys whenever the passenger's side air bag deploys. The knee blocker increases passenger-impact protection by offering upper leg protection, as well as helping position the passenger relative to the front air bag.	Dodge Dart
Rear seat-mounted pelvic side air bags*	Designed to enhance protection of the rear outboard passengers in certain impacts. Impact sensors trigger the air bag on the side where the impact occurs.	Dodge Dart

* All disclaimers and disclosures can be found on the inside back cover.





ENTERTAINMENT

SiriusXM™ Satellite Radio

If you haven't experienced SiriusXM Satellite radio* for yourself, you're in for a treat. First, you get over 130 channels including commercial-free music playing non-stop, 24 hours a day. Second, there are loads of premium sports, news, talk and entertainment channels. Learn more about SiriusXM programming at siriuscanada.ca

Premium Sound

Beats by Dr. Dre® sound system, Alpine®, Harman Kardon®, Infinity®, Boston Acoustics®. Your multi-speaker sound system is guaranteed to deliver a memorable driving experience as you roll on down the road.

Rear Seat Entertainment

Keep your passengers happy for hours with their own movies, video games and music. Single and dual independent screen options, along with wireless headphones, and now in ultimate clarity with available Blu-ray™ technology.

USB Port/Auxiliary Input Jack

Connect your compatible media device and play all your favourite music, or copy your music or files into your available Uconnect™ hard drive. Uconnect also allows you to operate your device in multiple ways, with controls on your radio or steering wheel.

Bluetooth® Streaming Audio

Skip the cables and wirelessly stream your phone's music over Bluetooth. You can also pair up to ten phones with Bluetooth and prioritize them, so multiple drivers can connect and call.

UCONNECT PHONE*

Your Uconnect Phone is integrated with your Navigation, Entertainment and voice command systems* to provide a beautifully seamless experience. Music volume adjusts automatically so you can hear driving directions and incoming calls, then returns on cue. And voice commands allow you to easily "call Judy" or "redial" as you take the passing lane or negotiate midtown traffic.*

Contact Syncing

Uconnect syncs with your compatible phone's contacts allowing you to call by name and view your contact's name on the touch-screen display.*

NAVIGATION*

Well-designed maps help you slip through traffic, while merging and turning using sensor assisted GPS.* Audio directions and voice prompts provide turn-by-turn guidance.

Garmin® GPS Navigation

Audible turn-by-turn directions adjust your music and play over your driver's side speaker. Lane assist and junction view are displayed on your Electronic Vehicle Information Centre in clear three-dimensional maps.

Points of Interest

Find a restaurant, airport, museum or department store and get directions there with a simple request. Uconnect makes it so easy, you can change plans on the fly.*

VOICE COMMAND

Tell Uconnect What You Want

Access a favourite playlist on your MP3 player or USB drive with simple voice commands. Ask for directions to a certain address. Or make a call.* No problem.

CONTROLS

Sit Back. Get Comfortable.

Adjust your seat or cabin temperature; select a new music station; or make a call without taking your eyes from the road. All your radio, touch-screen and steering wheel controls are designed to be easy to find and easy to use.*

Steering Wheel Mounted Audio Controls

Change from FM to Satellite, from one channel to another, adjust the volume or change your tracks without ever taking your hands off the wheel.*

Touch-Screen Displays

Control navigation, entertainment, climate, and phone from one place. View album art and artist information, or street maps and points of interest.*

ParkView® Rear Back-Up Camera*

Get a clear colour picture with the Uconnect rearview camera display.

Homelink® Universal Garage Door Opener*

Open your garage or gates with your HomeLink® universal transceiver (up to 3 settings).

*Late/Limited availability.

*All disclaimers and disclosures can be found on the inside back cover.

UCONNECT™ 130 (RES)	UCONNECT 230 (REQ)	UCONNECT 430 (RBZ)	UCONNECT 430N (RHB)	UCONNECT 730N (RHR)
<ul style="list-style-type: none"> • CD/MP3/AM/FM • Auxiliary input jack 	<ul style="list-style-type: none"> • 6-CD/DVD/MP3/AM/FM • Auxiliary input jack 	<ul style="list-style-type: none"> • 6.5-inch touch-screen • 28 GB hard drive • CD/DVD/MP3/AM/FM • USB port on radio 	<ul style="list-style-type: none"> • 6.5-inch touch-screen • 28 GB hard drive • CD/DVD/MP3/AM/FM • USB port on radio • Garmin® GPS Navigation • SiriusXM Satellite radio with one-year subscription • SiriusXM Satellite radio with Replay, Game Zone, favourite song/artist alert and one-year subscription 	<ul style="list-style-type: none"> • 6.5-inch touch-screen • Enhanced GPS navigation* with dead reckoning, split screen and voice command • 20 GB Hard Disc Drive • Uconnect with Voice Command of phone, radio and music • Auxiliary input jack • Bluetooth streaming audio • Remote USB port • iPod integration capability • SiriusXM Satellite radio with Replay, Game Zone, favourite song/artist alert and one-year subscription • Steering wheel-mounted audio controls
Available functionality⁽¹⁾ <ul style="list-style-type: none"> • Uconnect with Voice Command* of phone, radio and music • Bluetooth® streaming audio* • Remote USB port • iPod integration capability • SiriusXM Satellite radio with Replay, Game Zone™, favourite song/artist alert and one-year subscription • Steering wheel-mounted audio controls 	Available functionality⁽¹⁾ <ul style="list-style-type: none"> • Uconnect with Voice Command of phone, radio and music • Bluetooth streaming audio* • Remote USB port • iPod integration capability • SiriusXM Satellite radio with Replay, Game Zone, favourite song/artist alert and one-year subscription • Steering wheel-mounted audio controls 	Available functionality⁽¹⁾ <ul style="list-style-type: none"> • Uconnect with Voice Command of phone, radio and music • Bluetooth streaming audio* • Remote USB port • iPod integration capability • SiriusXM Satellite radio with Replay, Game Zone, favourite song/artist alert and one-year subscription • Steering wheel-mounted audio controls 	Available functionality⁽¹⁾ <ul style="list-style-type: none"> • Uconnect with Voice Command of phone, radio and music • Bluetooth streaming audio* • Remote USB port • iPod integration capability • SiriusXM Satellite radio with Replay, Game Zone, favourite song/artist alert and one-year subscription • Steering wheel-mounted audio controls 	
FIAT AUDIO SYSTEM (RAB)	UCONNECT 3.0 (RA1)	UCONNECT 5.0 (RA2)	UCONNECT 8.4A (RA3)	UCONNECT 8.4AN (RA4)
<ul style="list-style-type: none"> • CD/AM/FM 	<ul style="list-style-type: none"> • Four-line text, full LCD display • AM/FM/MP3 • Media Hub that includes: <ul style="list-style-type: none"> - Auxiliary input jack - Remote USB port - SD card slot for music playback • iPod integration capability • SiriusXM Satellite Radio with Replay, Game Zone, favourite song/artist alert and one-year subscription 	<ul style="list-style-type: none"> • 5-inch full colour touch-screen display • AM/FM/MP3 • Media Hub that includes: <ul style="list-style-type: none"> SD card slot, auxiliary input jack, and remote USB port • iPod integration capability • Bluetooth® connectivity for hands-free phone*; streaming audio; voice command; text message reader • Electronic Vehicle Information Centre (EVIC) Personalization • Rearview Camera ready* • SiriusXM Satellite radio with Replay, Game Zone, favourite song/artist alert and one-year subscription • Steering wheel-mounted controls 	<ul style="list-style-type: none"> • 8.4-inch full colour touch-screen display • AM/FM/MP3 • Media Hub that includes: <ul style="list-style-type: none"> SD card slot, auxiliary input jack, and remote USB port • iPod integration capability • EVIC Personalization • Bluetooth Connectivity for hands-free phone*; streaming audio; voice command; text message reader • HVAC Control Integration • EVIC Personalization • Rearview Camera ready* • SiriusXM Satellite radio with Replay, Game Zone, favourite song/artist alert and one-year subscription • SMS Response (Dictation) • Steering wheel-mounted controls 	<ul style="list-style-type: none"> • AM/FM/MP3 • Media Hub that includes: <ul style="list-style-type: none"> SD card slot, auxiliary input jack, and remote USB port • iPod integration capability • 3D GPS navigation with "one-shot" voice recognition* • Bluetooth Connectivity for hands-free phone*; streaming audio; voice command; text message reader • HVAC Control Integration • EVIC Personalization • Rearview Camera ready* • SiriusXM Satellite radio with Replay, Game Zone, favourite song/artist alert and one-year subscription • SMS Response (Dictation) • Steering wheel-mounted controls
Available functionality⁽¹⁾ <ul style="list-style-type: none"> • Blue&Me™ hands-free communication • Remote USB port • Auxiliary input jack • iPod integration capability • SiriusXM Satellite radio with Replay, Game Zone, favourite song/artist alert and one-year subscription • Steering wheel-mounted audio controls • TomTom® navigation* 	Options <ul style="list-style-type: none"> • Remote CD Player • Steering wheel-mounted controls 	Options <ul style="list-style-type: none"> • Remote CD Player 	Options <ul style="list-style-type: none"> • Remote CD Player 	Options <ul style="list-style-type: none"> • Remote CD Player
UCONNECT 200 (RAE)	UCONNECT 4.3 (RHA)	UCONNECT 4.3S (REB)	UCONNECT 8.4 (RE2/RE6)	UCONNECT 8.4N (RB5)
<ul style="list-style-type: none"> • CD/MP3/AM/FM • Auxiliary input jack 	<ul style="list-style-type: none"> • 4.3-inch touch-screen • CD/MP3/AM/FM • Auxiliary input jack • Remote USB port • Steering wheel-mounted audio controls 	<ul style="list-style-type: none"> • 4.3-inch touch-screen • CD/MP3/AM/FM • SiriusXM Satellite radio with Replay, Game Zone, favourite song/artist alert and one-year subscription • Auxiliary input jack • Remote USB port • Steering wheel-mounted audio controls 	<ul style="list-style-type: none"> • 8.4-inch touch-screen • CD/DVD/MP3/AM/FM • SiriusXM Satellite radio with Replay, Game Zone, favourite song/artist alert and one-year subscription (not available with RE6) • Auxiliary input jack • Remote USB port • SD card music playback • Steering wheel-mounted audio controls 	<ul style="list-style-type: none"> • 8.4-inch touch-screen • Garmin® GPS navigation • CD/DVD/MP3/AM/FM • SiriusXM Satellite radio with Replay, Game Zone, favourite song/artist alert and one-year subscription • Auxiliary input jack • iPod integration capability • Remote USB port • SD card music playback
Available functionality⁽¹⁾ <ul style="list-style-type: none"> • Uconnect with Voice Command of phone, radio and music • Bluetooth streaming audio* • Remote USB port • iPod integration capability • SiriusXM Satellite radio with Replay, Game Zone, favourite song/artist alert and one-year subscription • Steering wheel-mounted audio controls 	Available functionality⁽¹⁾ <ul style="list-style-type: none"> • Uconnect with Voice Command of phone, radio and music • Bluetooth streaming audio* • iPod integration capability • Touch-screen comfort controls • Heated/ventilated seats • Heated steering wheel 	Available functionality⁽¹⁾ <ul style="list-style-type: none"> • Uconnect with Voice Command of phone, radio and music • Bluetooth streaming audio • iPod integration capability • Touch-screen comfort controls • Heated/ventilated seats • Heated steering wheel 	Available functionality⁽¹⁾ <ul style="list-style-type: none"> • Uconnect with Voice Command of phone, radio and music • Bluetooth streaming audio • iPod integration capability • Hands-free SMS texting* • Touch-screen comfort controls • Heated/ventilated seats • Heated steering wheel • DVD video display in park 	Available functionality⁽¹⁾ <ul style="list-style-type: none"> • Uconnect with Voice Command of phone, radio and music • Bluetooth Streaming audio • Touch-screen comfort controls • Heated/ventilated seats • Heated steering wheel • DVD video display in park

Note: Some of the features listed may vary by model and subject to additional cost.

⁽¹⁾ Depending on model.

* All disclaimers and disclosures can be found on the inside back cover.



The Shape of Technology to Come.

While innovation occurs at every level (and literally in every vehicle) of our company, vehicles like the legendary Jeep® Grand Cherokee, Chrysler 300, Dodge Charger, new Ram 1500 pickup and all-new Dodge Dart are just the beginning of our impetus to develop cutting-edge features that put the competition in the rearview mirror. Some of the class-exclusive and notable innovations include:

STOP / START TECHNOLOGY

This feature is characteristically reserved for hybrid/electric vehicles – but once again, Chrysler Group is changing the rules. During lengthier stops – red lights or busy intersections – Start/Stop Technology, available on the new Ram 1500, saves fuel by stopping the engine until the driver pushes the accelerator to instantly re-engage it for seamless acceleration. All interior features remain active (ie. air conditioner, lights, etc).

FOUR-CORNER AIR SUSPENSION

The ingenious all-new four-corner air suspension system technology simultaneously addresses capability and comfort while achieving greater fuel economy, by supplying five separate modes of suspension operation: two off-road modes (for supreme capability on the trail), which raise the truck from normal operation mode for significantly increased ground clearance; the normal driving mode, for city and suburban street speeds; the aero mode, which lowers the ride height at highway speeds, thus improving aerodynamics by decreasing the amount of drag on the vehicle and helping improve fuel efficiency, and the entry/exit mode, which lowers the vehicle for easier ingress/egress.

The new four-corner air suspension is both intuitive and intelligent: when the cargo bed is loaded, Ram 1500 automatically self-levels to keep an even, horizontal attitude – and to avoid shining headlights into the eyes of oncoming drivers. Available on the new Ram 1500.

QUADRA-LIFT® AIR SUSPENSION

This revolutionary suspension system separates Jeep Grand Cherokee from the world of wanna-be off-road vehicles. It allows you to easily raise your vehicle higher (up to 105 mm of ground clearance, to a maximum of 271 mm), or to lower it by 40 mm, for easier entry, exit, and loading. The system also raises the vehicle from back to front to help keep headlights safely focused downward on the road ahead. Available on Jeep Grand Cherokee.

ACTIVE GRILLE SHUTTERS

This technical innovation was developed to directly affect aerodynamics and help improve fuel economy. Positioned directly in front of the radiator, they automatically open and close depending on the vehicle's speed, engine temperature, engine load, and ambient outside temperature. Available on the all-new Dodge Dart, class-exclusive⁽¹⁾ option on the new Ram 1500.

7-INCH RECONFIGURABLE THIN FILM TRANSISTOR DISPLAY

The premium class-exclusive⁽²⁾ 7-inch Thin Film Transistor (TFT) reconfigurable cluster display is available on the Dodge Dart. Not only does the display deliver real-time information on performance, navigation and vehicle status, it truly comes alive with countless ways to reconfigure in full colour, such as analogue or digital speedometer, tracking current and average fuel economy, and available turn-by-turn navigation, all with incredibly rich graphics never before seen on a compact car. The TFT is housed within the instrument cluster and is highlighted by the segment-exclusive⁽²⁾ illuminated floating island bezel.

⁽¹⁾ All disclaimers and disclosures can be found on the inside back cover.

⁽²⁾ Based on 2012 Ward's Large Pickup segmentation. Based on competitive information available at time of printing.

⁽³⁾ 2012 Ward's Upper Small sedan costing under \$25,000

INNOVATIONS IN TECHNOLOGY

COMPREHENSIVE AND SYSTEMIC MILEAGE-ENHANCING ENGINEERING

While the degree of innovative technology on the new Ram 1500 serves to separate this remarkable pickup from the rest of the pack, our thinking was, in every way, *green*.

The upshot: a truck designed and engineered from the ground up in a systematic and comprehensive manner to reduce drag and friction, improve overall operational and performance efficiency, and set a new benchmark for the pickup market as a whole.

The comprehensive engineering on new Ram 1500 includes:

- 5.7-litre HEMI® VVT V8 power plant with FuelSaver MDS (Multi-Displacement System) Technology (available)
- New 3.6-litre Pentastar™ VVT V6, with 305 horsepower and Best-in-Class⁽¹⁾ fuel economy (available)
- New class-exclusive⁽¹⁾ active grille shutters for improved aerodynamics (available)
- New 8-speed TorqueFlite transmission (available)
- New four-corner air suspension system, with active aero mode at highway speeds to reduce drag and help improve fuel economy (available)
- New aerodynamic exterior styling to reduce aerodynamic drag and help improve fuel economy
- New wheel-to-wheel tubular side steps to reduce aerodynamic drag and help improve fuel economy (available)
- New rear cargo bed tonneau cover to help reduce aerodynamic drag and help improve fuel economy (available)

BLIND-SPOT MONITORING* / REAR CROSS-PATH DETECTION*

Blind-Spot Monitoring* continually monitors blind zones on either side of the vehicle, using dual radar sensors that are located behind the rear fascia. The detection zone covers approximately one lane on both sides of the vehicle (3.2 metres) and extends from the driver's seat to 3 metres behind the rear fascia.* The system can detect licensed vehicles in the detection zone but will not detect a vehicle travelling in the opposite direction on a two-lane road.

When the vehicle speed exceeds 10 km/h and an object is detected in the blind-spot zone, an LED illuminates in the appropriate exterior mirror. Drivers can choose to enhance the system further and include an audible notification (in all instances), in addition to the visual notification. If the driver has the turn signal engaged on the side being encroached upon, an audible alert will also occur.*

The system also incorporates an additional capability called Rear Cross-Path Detection*, that monitors for vehicles/objects with a minimum speed of 3 km/h in perpendicular relationships to the vehicle when manoeuvring backward. LEDs on the sideview mirror of the appropriate side will light up if it detects a vehicle approaching. An audible alert also accompanies the LED.* The system is automatically enabled when the transmission is shifted into Reverse gear.

ADAPTIVE CRUISE CONTROL (ACC)* / FORWARD COLLISION WARNING (FCW)*

Adaptive Cruise Control (ACC)* can greatly increase the value and comfort of cruise control, especially in congested traffic situations. The driver engages the system similar to traditional cruise control but has the option of setting a standard following distance, choosing between short, medium, or long following distances.

The system uses a single radar sensor mounted at the front of the vehicle to detect objects in its path. If the lane ahead is clear, the system will maintain the set speed. If there is slower traffic ahead, ACC* slows the vehicle by coasting or using the brakes to maintain the driver's set following distance.* The ACC* system also incorporates Forward Collision Warning (FCW).*

The FCW* function operates regardless of whether ACC* is active or not, and will notify the driver, both visually and audibly, when he/she is approaching a vehicle or object too quickly.* All Adaptive Cruise Control* Displays are shown through the instrument cluster display.

SMARTBEAM™ INTELLIGENT HEADLAMPS / AUTO LEVELLING FEATURE

The system uses a state-of-the-art CMOS (Complementary Metal-Oxide Semiconductor) light sensor — a miniature camera on a chip located on the back of the rearview mirror — and computer to sense oncoming or forward lights. When it detects an approaching vehicle's headlights or preceding vehicle's taillamps, the system turns off the high beams before they distract other drivers. The system also detects and effectively ignores ambient light coming from streetlights, sign reflections, buildings, and other sources. In situations where light from an approaching vehicle is more immediate, such as when cresting a hill, the system reacts instantaneously, automatically switching to low-beam light. The auto-levelling feature maintains lamp focus down on the road ahead.

*All disclaimers and disclosures can be found on the inside back cover.

⁽¹⁾Based on 2012 Ward's Large-Pickup segmentation. Competitive information available at time of printing.

INNOVATIONS IN TECHNOLOGY

PARKVIEW® REAR BACK-UP CAMERA*

This available advantage keeps an eye where it's needed: in back. When moving in reverse, the available ParkView Rear® Back-Up Camera* provides a wide-angle view of the area immediately behind the vehicle, displaying the scene in real-time on the Uconnect™ screen. The image displayed includes on-screen guide lines that are invaluable, helping the driver manoeuvre into narrow parking spaces, and is a definite aid in aligning a hitch to a trailer when backing up. Available on virtually every model in the Fleet line-up.

PARK-SENSE® REAR PARK ASSIST SYSTEM*

The available Park-Sense® Rear Park Assist System* uses sensors that detect objects when driving in reverse at low speeds. The sensors determine relative distance and readouts in the instrument cluster notify you of the proximity of the object. It also alerts you by sounding an audible warning, which increase in frequency as the vehicle nears the object.* Available on virtually every model in the Fleet line-up.

SELEC-TERRAIN™ SYSTEM

In on- or off-road situations, this is how to achieve optimal traction that's instantly on hand. Five selectable settings – auto, snow, sport, mud/sand, and rock – are instantly available in a button bank easily accessed on the instrument panel. 12 different vehicle management systems are electronically coordinated to adjust the traction control to match the road or trail ahead and actively manage torque distribution. Standard on Jeep® Grand Cherokee Limited and Overland® models, available on Laredo X.

SELEC-TRACK™ SYSTEM

Now, discerning drivers have a choice between five different performance settings (track, sport, auto, snow, tow). Depending on the setting, the system adjusts stability control, damping, transmission shifts, torque proportioning, throttle response, and electronic limited-slip differential for optimal performance according to conditions. Available on Jeep Grand Cherokee SRT8®.

ECO DRIVE™

One advantage of the partnership with FIAT® is the adoption of advanced technology – and ranking high on the list is ECO Drive. ECO Drive is software that analyzes driving information and then communicates information to the driver to help achieve higher levels of fuel economy and fuel-efficient performance. Using simple and clear facts and figures, drivers learn about and how to improve and/or control fuel consumption, CO₂ produced, and money saved. Available on FIAT 500 models.

STOW 'N GO® SEATING

Innovation has been a principle at the Chrysler Group since its inception, and the emphasis on comfort, convenience, utility and versatility has been proven in dozens of all-new introductions and inventive solutions to complex problems. One of our major success stories is the actual creation of the entire Minivan class – and then adding a wealth of elegant, technical solutions to make these vehicles among the most popular on the planet.

Stow 'n Go® seating illustrates this commitment perfectly. Available exclusively on Dodge Grand Caravan, Stow 'n Go seating is all about cargo-carrying versatility. When the second row seats are deployed, the system creates a combined volume of 340 L (12 cu ft) of under floor storage; with both rows of seats folded into the floor, the Grand Caravan and Town & Country offer the convenience of a flat load floor, with an enormous maximum cargo volume of 550 L (16 cu ft).

JEEP® 4WD SYSTEMS

ACTIVE FULL-TIME 4WD

QUADRA-TRAC I™

Standard: Grand Cherokee Laredo

Features: Fully Automatic; no driver input required

- Benefits:**
1. 48/52 torque split
 2. Suitable for full-time driving
 3. When slip is detected, additional power is directed to the axle with the most traction

QUADRA-DRIVE II™

Available: Grand Cherokee Overland

Features: Active full-time 4WD, no driver input required

- Benefits:** Quadra-Trac II plus:
1. Torque divided evenly from back to front for maximum traction
 2. Anticipates wheel slip and instantly redirects torque to the wheels with the most traction
 3. Ability to direct torque back to front or side to side for all driving conditions
 4. Electronic Limited Slip Differential can send 100% of torque to a single wheel if needed



QUADRA-TRAC II™

Standard: Grand Cherokee Limited and Overland®

Available: Grand Cherokee Laredo

Features: Active full-time 4WD; no driver input required

- Benefits:**
1. Suitable for full-time driving
 2. Torque sent immediately to the axle when slip is detected for optimum traction under all driving conditions
 3. 100% of torque can be sent to a single axle if needed
 4. Neutral position for towing without having to uncouple the drive shafts
 5. 4WD Low locks all four wheels for maximum traction



QUADRA-TRAC™

Standard: Grand Cherokee SRT8®

Features: Active on-demand 4WD, no driver input required

- Benefits:**
1. Suitable for full-time driving
 2. Torque sent immediately to the axle with the most traction when slip is detected for optimum traction
 3. Torque divided 54/46 (front/rear) for maximum traction
 4. Electronic Limited Slip Differential can send 100% of torque to a single wheel

FULL-TIME 4WD

FREEDOM DRIVE I®

Standard: Patriot 4x4 and Compass 4x4

Features: Fully Automatic, no driver input required

- Benefits:**
1. Suitable for full-time driving
 2. Fuel-efficient front-wheel-drive under normal driving; when slip is detected, power is directed to the rear wheels
 3. 4WD LOCK shift-on-the-fly automatically sends the optimum amount of torque to the rear axle based on road conditions

FREEDOM DRIVE II®

Available: Patriot 4x4 and Compass 4x4

Features: Fully Automatic, no driver input required

- Benefits:**
1. Suitable for full-time driving
 2. Fuel efficient front-wheel-drive under normal driving; when slip is detected, power is directed to the rear wheels
 3. Hill Descent Control provides a smooth and controlled descent using electronic brake control
 4. 4WD Low locks the front and rear axles, turning all four wheels at the same speed
 5. 19:1 crawl ratio provides greater torque for towing or rock crawling



PART-TIME 4WD

COMMAND-TRAC I™

Standard: Wrangler Sport and Sahara

Features: Part-time 4WD; shift-on-the-fly under 88 km/h

- Benefits:**
1. Wheels rotate at the same speed for maximum traction on slippery or loose surfaces; 38.9:1 crawl ratio
 2. Hill Descent Control provides a smooth and controlled descent
 3. Neutral position for towing without having to uncouple the drive shafts
 4. 4WD Low multiplies engine torque by 2.72:1, delivering low speed power



ROCK-TRAC®

Standard: Wrangler Rubicon

Features: Part-time 4WD; shift-on-the-fly under 88 km/h

- Benefits:**
1. A true off-roader right out of the box
 2. Wheels rotate at the same speed for maximum traction on slippery or loose surfaces
 3. Hill Descent control provides a smooth and controlled descent
 4. Neutral position for towing without having to uncouple the drive shaft
 5. 4:1 low gear ratio for more torque and precise off-road manoeuvres
 6. Front, centre and rear lockers for ultimate off-road traction, turns all four wheels at the same speed
 7. 73.1:1 crawl ratio provides massive torque for towing or rock crawling



TRAIL RATED®



ARTICULATION




MANOEUVRABILITY



TRACTION



GROUND CLEARANCE



WATER FORDING





SEDANS





SEDANS

FIAT®
500 / 500c



PRODUCT HIGHLIGHTS

- The 2012 FIAT® 500 was a *Consumers Digest* Best Buy
- The 2012 FIAT 500 was a IIHS 'Top Safety Pick'⁽¹⁾
- Iconic Italian design with European engineering
- Innovative 1.4L 16V MultiAir® I-4 engine
- 5-speed manual and available 6-speed automatic transmissions
- Excellent fuel economy of up to 5.1 L/100 km (55 mpg) hwy*
- 35 safety and security features including 7 standard air bags*
- MultiAir technology received "Best of What's New" 2010 award from *Popular Science*
- 50/50 folding rear seatback features adjustable head restraints
- Blue&Me™ hands-free communications with Bluetooth®, USB Port and iPod® connectivity (available)
- Power locks, mirrors, and windows
- Panoramic glass roof or power sunroof (available on hatchback only)
- Beats by Dr. Dre® Sound System and FIAT premium audio systems (available)
- Steering wheel mounted audio controls (available)
- SiriusXM™ Satellite radio* including one-year subscription (available)
- Premium leather-faced seats, steering wheel, and shift knob (available)
- Power retractable folding cloth top available in three colours (Cabrio only)
- Electronic Vehicle Information Centre – includes outside temperature, trip, average fuel, distance to empty, low fuel, service, and range data



DID YOU KNOW?

- FIAT 500 offers 500,000 different ways to express yourself
- **eco:Drive™** is an application you can download onto your computer. Through the available Blue&Me™ USB port, data about the way you drive can be saved on any USB memory stick automatically. Plug the memory stick into your computer and your driving information appears, it:
 - Tracks your progress and pinpoints areas to improve fuel economy, such as acceleration, deceleration, gear changes, or speed
 - Provides tutorials to help you improve in particular areas by explaining where you may be going wrong and by providing suggestions on how to improve
 - Allows you to view individual journeys, including time, distance and cost of each trip
- **TomTom® Navigation*** — TomTom easily integrates with the FIAT 500, fitting into a special mount in the dashboard. The mount charges the unit and wirelessly communicates with the FIAT 500 via Blue&Me. Not only is it fully integrated, it's also fully removable, making the FIAT 500 navigation system the ultimate combination of portability and integration
- **Blue&Me** — Blue&Me takes all the hassles out of making calls while on the road by offering a state-of-the-art means to operate cell phones with a high degree of safety.* Available only on FIAT 500 models, Blue&Me includes hands-free communication* with Bluetooth® technology; voice-command capability*; EVIC-located display messages; and the convenience of steering wheel-mounted controls



500 / 500c

PAINT



FABRIC



SOFT TOP COLOURS



WHEELS AND WHEEL COVERS



15-inch Wheel Cover
Standard on 500 and
500c Pop
(W5C)



15-inch Cast Aluminum
Available on 500 and
500c Pop
(WJC)



16-inch Cast Aluminum
Standard on 500 Sport
(WN2)



15-inch Cast Aluminum
Standard on 500 Lounge
(WJA)



15-inch Cast Aluminum
Standard on 500c Lounge
(WJE)



15-inch Cast Aluminum
Available on 500 and
500c Lounge
(WJJ)

FIAT® 500 / 500c

POWER & FUEL ECONOMY*

Engine	Transmission	Horsepower	Torque (lb-ft)	L/100 km (mpg)	
				City	Highway
1.4L 16V	5-speed manual	101	98	6.7 (42)	5.1 (55)
1.4L 16V	6-speed automatic	101	98	7.4 (38)	5.7 (50)

SPECIFICATIONS[§]

	500	500c		
Weight				
Curb Weight 5-speed manual transmisson, kg (lb)	1074 (2363)	1098 (2416)		
Curb Weight 6-speed auto transmisson, kg (lb)	1106 (2434)	1130 (2486)		
GVWR, kg (lb)	1497 (3300)	1497 (3300)		
Exterior				
Wheelbase	2300 (90.6)	2300 (90.6)		
Overall Height	1520 (59.8)	1519 (59.8)		
Front Track	1407 (55.4)	1406 (55.4)		
Rear Track	1397 (55.0)	1397 (55.0)		
Overall Width	1627 (64.1)	1627 (64.1)		
Overall Width with Side Mirrors	1866 (73.5)	1866 (73.5)		
Overall Length	3546 (139.6)	3546 (139.6)		
Ground Clearance	104 (4.1)	118 (4.6)		
Interior	Front	Rear	Front	Rear
Head Room	989 (38.9)	903 (35.6)	980 (38.6)	934 (36.8)
Head Room with Sunroof	956 (37.6)	903 (35.6)	N/A	N/A
Leg Room	1035 (40.7)	805 (31.7)	1034 (40.7)	805 (31.7)
Hip Room	1215 (47.9)	1083 (42.6)	1215 (47.9)	1083 (42.0)
Shoulder Room	1255 (49.4)	1178 (46.4)	1254 (49.4)	1177 (46.4)
Capacities				
Cargo, Rear Seat Up, L (cu ft)	269 (9.5)		153 (5.4)	
Cargo, Rear Seat Folded, L (cu ft)	770 (27.2)		663 (23.4)	
Seating Capacity	4		4	
Volume Index, L (cu ft)	2141 (75.6)		2158 (76.2)	
Fuel Tank Capacity, L (gal)	40 (8.8)		40 (8.8)	

[§]All dimensions are in millimetres (inches) unless otherwise noted.

MULTIMEDIA CENTRE^Δ



FIAT Audio System (RAB)

- CD/MP3/AM/FM
- Auxiliary input jack



*All disclaimers and disclosures can be found on the inside back cover.

^ΔPlease see the multimedia section for full details. Images shown are for illustration purposes only.

**With 21A hatchback only.

500 / 500c POP STANDARD EQUIPMENT



POWERTRAIN & PERFORMANCE

- 1.4L I-4 MultiAir® 16V Engine/5-speed manual (21A)
- 1.4L I-4 MultiAir 16V Engine/6-speed automatic (22A)
- Normal duty suspension
- Electric power steering
- Engine cover with FIAT badge
- 120 amp alternator**

INTERIOR AMENITIES

- Cloth bucket seats
- Driver's height adjuster seat
- Driver's seat memory
- Rear 50/50 split/fold-down seat
- AM/FM/CD/MP3 radio with 6 speakers
- Auxiliary input jack
- 12 volt auxiliary power outlet in centre console
- Tilt steering column
- Electronic Vehicle Information Centre
- Front floor mats
- Tinted glass windows and windshield
- Body-colour instrument panel bezels
- Door trim with cloth inserts
- Rear cargo area lamp
- Sun visors with vanity mirror
- Front reading/map lamps
- Two front cup holders, two rear floor-mounted cup holders
- Overhead passenger assist handle (Cabrio)

SAFETY & SECURITY

- Advanced multistage front air bags*
- Supplemental front-seat side air bags*
- Supplemental side curtain air bags*
- Driver's knee blocker air bag*
- Reactive front head restraints*
- Remote keyless entry
- Electronic Stability Control* with Hill Start Assist, Traction Control, and Electronic Brake Force Distribution
- Four-wheel disc antilock brakes with brake assist
- Rear park assist* (Cabrio)
- Tire pressure monitoring display
- Child seat anchor system (LATCH)
- Engine block heater
- Sentry Key® anti-theft engine immobilizer
- Aspheric driver exterior mirror
- Tire service kit

EXTERIOR FEATURES

- 15-inch wheels with covers
- P185/55R15 tires
- Power retractable soft top (Cabrio)
- Power windows, front one-touch down
- Body-colour fascias
- Bi-function halogen projector headlamps
- Body-colour power heated mirrors
- Power locks
- Chrome interior and exterior door handles
- Chrome exhaust tip
- FIAT 500 badge
- 500c badge (Cabrio)
- Rear window wiper/washer (Hatchback)
- Rear spoiler**

OPTIONS

- Blue&Me™ hands-free communication package* (AJK)
- Smoker's Group (AWS)
- Power sunroof (Hatchback) (GWL)
- Air conditioning with micron filter (HAA)
- Security alarm (LSA)
- Cruise control (NHM)
- FIAT premium audio system (RC4)
- SiriusXM™ Satellite radio* with one-year subscription (RSC)
- TomTom® navigation* with Blue&Me hands-free communication (RSZ)
- Compact spare tire (TBC)
- 15-inch aluminum wheels (WJC)
- Windscreen (Cabrio) (XWW)

FIAT® 500 / 500c

500 SPORT



- 1.4L 16V / 5-speed manual (21D)
- 1.4L 16V / 6-speed automatic (22D)

Differences/Upgrades over Pop:

- Sport cloth bucket seats
- 16-inch aluminum wheels
- Red brake calipers
- Blue&Me™ hands-free communication*
- Leather-wrapped sport steering wheel
- Steering wheel mounted audio controls
- Chrome shift knob
- Unique front and rear fascias
- Rear spoiler
- Air conditioning with micron filter
- Fog lamps
- Cruise control
- Side sills ground effects
- Overhead passenger assist handles
- Sport suspension

Options

- Leather-faced bucket seats (*AL)
- Power sunroof (GWL)
- Automatic temperature control (HAB)
- Heated front seats (JPM)
- Security alarm (LSA)
- Beats by Dr. Dre® Sound System (RCV)
- FIAT premium audio system (RC4)
- SiriusXM™ Satellite radio* with one-year subscription (RSC)
- TomTom® navigation* with Blue&Me hands-free communication* (RSZ)
- Compact spare tire (TBC)
- Smoker's Group (AWS)

500 / 500c LOUNGE



- 1.4L 16V / 5-speed manual (21J)
- 1.4L 16V / 6-speed automatic (22J)

Differences/Upgrades over Pop:

- Leather-faced seats
- 15-inch cast aluminum wheels
- Panoramic glass roof (Hatchback)
- Fog lamps
- Blue&Me hands-free communication*
- Cruise control
- Leather-wrapped steering wheel
- Chrome shift knob
- Steering wheel mounted audio controls
- Overhead passenger assist handle (Hatchback)
- Body-colour fascias with bright insert
- Bodyside mouldings with "500" logo
- Bright belt moulding
- Chrome power heated mirrors
- Air conditioning with micron filter
- Automatic temperature control
- Auto-dimming rearview mirror
- Security alarm
- FIAT premium audio system
- SiriusXM Satellite radio* with one-year subscription

Options

- Power sunroof (Hatchback) (GWL)
- Heated front seats (JPM)
- Beats by Dr. Dre Sound System (RCV)
- TomTom navigation* with Blue&Me hands-free communication* (RSZ)
- Compact spare tire (TBC)
- Premium 15-inch aluminum wheels (WJJ)
- Rear Park Assist* (Hatchback) (XAQ)
- Available 6-speed automatic includes leather-wrapped shift knob
- Windscreen (Cabrio) (XWW)
- Smoker's Group (AWS)

PACKAGE DETAILS

Blue&Me Hands-Free Communication Package* (AIK)

- Steering wheel mounted audio controls
- Blue&Me hands-free communication
- Leather-wrapped steering wheel

Smoker's Group (AWS)

- Removable ashtray
- Cigar lighter



*All disclaimers and disclosures can be found on the inside back cover.

FIAT® 500 ABARTH



PRODUCT HIGHLIGHTS

- Abarth features a unique standard three-mode Electronic Stability Control (ESC)* system:
 - ESC On: The default mode.
 - ESC Partial: The system provides less automatic control by modifying the all-speed traction control and ESC yaw control thresholds. This allows for limited wheel slip for high-performance driving situations.
 - ESC Full Off: The ESC system completely disables traction control and ESC yaw control. This mode is reserved for high-performance manoeuvres⁽¹⁾.
- The standard Torque Transfer Control (TTC) system improves the transfer of torque from the engine to the wheels and guarantees excellent handling on turns, making fast driving safer and more fun than ever. TTC is activated automatically in SPORT mode. When engaged, the system automatically adjusts the degree of differential locking applied in accordance with dynamic factors like speed

DID YOU KNOW?

- The “Small but Wicked” Abarth is a legendary Italian sports car that redefines everyday performance
- True Italian sports car heritage; the legend of the Scorpion:
 - 10 World records
 - 133 International records
 - Over 10,000 track victories

PAINT



Rosso
(Red)



Nero
(Black)



Bianco
(White)



Grigio
(Grey)

FABRIC



Sport Cloth – Nero
(Black)
Standard




Leather-faced – Rosso/Nero
(Red/Black)
Available



Leather-faced – Nero
(Black with Red accent stitching)
Available

WHEELS



16-inch Cast Aluminum
Dark Mineral Grey with
Painted Pockets
Standard
(WNF)



17-inch Forged Aluminum
Hyper Black
Optional
(WAC)



17-inch Forged Aluminum
Gloss White
Optional
(WFM)

FIAT® 500 ABARTH

POWER & FUEL ECONOMY*

Engine	Transmission	Horsepower	Torque (lb-ft)	L/100 km (mpg)	
				City	Highway
1.4L 16V Turbo	5-speed manual	160	170	7.1 (40)	5.7 (50)

SPECIFICATIONS[§]

Weight			
Curb Weight, 5-speed manual trans., kg (lb)			1142 (2512)
GVWR, kg (lb)			1497 (3300)
Exterior			
Wheelbase			2300 (90.6)
Overall Height			1490 (58.7)
Front Track			1406 (55.4)
Rear Track			1397 (55.0)
Overall Width			1627 (64.1)
Overall Width with Side Mirrors			1866 (73.5)
Overall Length			3667 (144.4)
Ground Clearance			104 (4.1)
Interior			
	Front		Rear
Head Room	989 (38.9)		903 (35.5)
Head Room with Sunroof	956 (37.6)		903 (35.5)
Leg Room	1035 (40.7)		805 (31.7)
Hip Room	1215 (47.8)		1083 (42.6)
Shoulder Room	1255 (49.4)		1178 (46.4)
Capacities			
Cargo, Rear Seat Up, L (cu ft)			269 (9.5)
Cargo, Rear Seat Folded, L (cu ft)			759 (26.8)
Seating Capacity			4
Volume Index, L (cu ft)			2138 (75.5)
Fuel Tank Capacity, L (gal)			40 (8.8)

*All dimensions are in millimetres (inches) unless otherwise noted.

MULTIMEDIA CENTRE^Δ



FIAT Audio System (RAB)

- CD/MP3/AM/FM
- Auxiliary input jack



*All disclaimers and disclosures can be found on the inside back cover.

^ΔPlease see the multimedia section for full details. Images shown are for illustration purposes only.

500 ABARTH STANDARD EQUIPMENT



POWERTRAIN & PERFORMANCE

- 1.4L I4 16V MultiAir® Turbo/5-speed manual (25X)
- Performance suspension
- Turbo boost gauge

INTERIOR AMENITIES

- Performance cloth high-back bucket seats
- Aluminum pedal covers
- Driver's seat memory
- Driver seat height adjuster
- Rear 50/50 split/fold-down seat
- Blue&Me™ hands-free communication*
- AM/FM/CD/MP3 radio
- FIAT premium audio
- 12 volt auxiliary power outlet in centre console
- Perforated leather-wrapped steering wheel with audio and cruise control
- Tilt steering column
- Leather-wrapped instrument panel cluster and shift knob
- Electronic Vehicle Information Centre
- Air conditioning with micron filter
- Luxury front floor mats
- Tinted glass windows and windshield
- Body-colour instrument panel bezels
- Door trim with cloth inserts
- Rear cargo area lamp
- Two front cup holders, two rear floor-mounted cup holders

SAFETY & SECURITY

- Advanced multistage front air bags*
- Supplemental front-seat side air bags*
- Supplemental side-curtain air bags*
- Driver's knee blocker air bag*
- Remote keyless entry
- Three-mode Electronic Stability Control*
- Hill Start Assist, All-Speed Traction Control and Electronic Brake Force Distribution
- Four-wheel disc antilock performance brakes with brake assist
- Tire pressure monitoring display
- Child seat anchor system (LATCH)
- Engine block heater
- Sentry Key® anti-theft engine immobilizer
- Aspheric driver exterior mirror
- Tire service kit

EXTERIOR FEATURES

- 16-inch aluminum wheels with red brake calipers
- P195/45R16XL tires
- Power windows, front one-touch down
- Body-colour fascias and side sills ground effects
- Bi-function halogen projector headlamps
- Fog lamps
- Body-colour power heated mirrors
- Power locks
- Chrome interior and exterior door handles
- Dual bright exhaust tips
- Abarth exterior badging

OPTIONS

- Premium leather-faced bucket seats (*DL)
- Power sunroof (GWL)
- Automatic temperature control (HAB)
- Heated front seats (JPM)
- Security alarm (LSA)
- Red mirror cap with bodyside stripe (M2X)
- Black mirror cap with bodyside stripe (M2Y)
- White mirror cap with bodyside stripe (M2Z)
- Beats by Dr. Dre® sound system (RCV)
- SiriusXM™ Satellite radio with one-year subscription* (RSC)
- TomTom® navigation* with Blue&Me™ Hands-Free communication* (RSZ)
- 17-inch forged aluminum Hyper Black wheels (WAC)
- 17-inch forged aluminum Gloss White wheels (WFM)
- Smoker's Group (AWS)

DODGE DART



PRODUCT HIGHLIGHTS

- Blends Alfa Romeo DNA with Dodge's passion for performance and style
- Unsurpassed⁽¹⁾ 10 standard air bags*
- Largest available touch-screen in its class⁽¹⁾ – 8.4-inch (available)
- Class-exclusive⁽¹⁾ 7-inch reconfigurable Thin Film Transistor (TFT) display screen (available)
- Class-exclusive⁽¹⁾ heated steering wheel (available)
- Class-exclusive⁽¹⁾ illuminated floating island bezel (available)
- Class-exclusive⁽¹⁾ LED "racetrack" taillamp (available)
- Class-exclusive⁽¹⁾ integrated dual exhaust (available)
- Class-exclusive⁽¹⁾ Blind-Spot Monitoring* with Rear Cross-Path Detection* (available)
- Class-exclusive⁽¹⁾ front-passenger in-seat storage (available)
- Most technologically advanced vehicle in its class⁽¹⁾
- Segment-leading⁽¹⁾ levels of interior room
- Exceptional aerodynamic performance for its class⁽¹⁾



DID YOU KNOW?

- Over 55 standard and available safety features
- There are over 100,000 ways to customize your Dodge Dart to fit your personal style and needs:
 - 7 wheel options, including 17- and 18-inch Hyper Black Wheels
 - 12 paint colours
 - 13 interior fabric and trim combinations
 - 3 engine choices: 2.0L Tigershark™, 1.4L Intercooled Turbo with MultiAir®, and 2.4L Tigershark with MultiAir
 - 3 transmission choices: 6-speed manual, 6-speed Dual Dry Clutch (DDCT, automatic), and 6-speed automatic
 - Over 150 Mopar® accessories
- Unexpected standard features include remote keyless entry, projector headlamps, acoustic windshield, LED stop/turn taillamps, and triple sealed doors



DODGE DART

PAINT



FABRIC



WHEELS AND WHEEL COVERS



16-inch Wheel Cover
Standard on SE
(W6H)



17-inch Wheel Cover
Standard on SXT
(W7A)



17-inch Aluminum
Standard on Rallye and Limited
Available on SXT
(WD3)



17-inch Hyper Black Aluminum
Available on Rallye
(WFX)



17-inch Polished Aluminum
Available on Limited
(WFL)



18-inch Aluminum
Standard on R/T
(WPC)



18-inch Hyper Black Aluminum
Available on R/T
(WPR)

¹Late/Limited availability.

DODGE DART

POWER & FUEL ECONOMY*

Engine	Transmission	Horsepower	Torque (lb-ft)	L/100 km (mpg)	
				City	Highway
2.0L I-4 DOHC	6-speed manual	160	148	8.1 (35)	5.4 (52)
2.0L I-4 DOHC	6-speed automatic	160	148	8.7 (32)	5.8 (49)
1.4L I-4 16V Turbo	6-speed manual	160	184	7.4 (38)	4.9 (58)
1.4L I-4 16V Turbo	6-speed dual dry clutch (DDCT, automatic)	160	184	7.4 (38)	5.3 (53)
2.4L I-4	6-speed manual	184	171	N/A	N/A
2.4L I-4	6-speed automatic	184	171	N/A	N/A

SPECIFICATIONS^s

Weight		
Curb Weight 2.0L I-4 engine (manual), kg (lb)	1439 (3173)	
Curb Weight 1.4L I-4 engine (manual), kg (lb)	1455 (3211)	
Curb Weight 2.4L I-4 engine (manual), kg (lb)	1495 (3297)	
GVWR, kg (lb)	1944 (4285)	
Towing		
Towing Capacity, max, kg (lb)	454 (1000) ¹⁰	
Exterior		
Wheelbase	2703 (106.4)	
Overall Height	1465 (57.7)	
Front Track	1568 (61.7)	
Rear Track	1565 (61.6)	
Overall Width, without mirrors	1830 (72.0)	
Overall Length	4672 (183.9)	
Ground Clearance	113 (4.4)	
Interior	Front	Rear
Head Room	980 (38.6)	940 (37.0)
Head Room with Sunroof	950 (37.4)	900 (35.4)
Leg Room	1071 (42.2)	896 (35.3)
Hip Room	1393 (54.8)	1337 (52.6)
Shoulder Room	1477 (58.2)	1425 (56.1)
Capacities		
Cargo, Rear Seat Up, L (cu ft)	371 (13.1)	
Seating Capacity	5	
Volume Index, L (cu ft)	3123 (110.3)	
Fuel Tank Capacity, L (gal)	60 (13.2)	

^sAll dimensions are in millimetres (inches) unless otherwise noted.

¹⁰Towing not recommended with the 1.4L engine.

MULTIMEDIA CENTRES^A

Image not available

Uconnect™ 200

- AM/FM/CD/MP3
- Auxiliary input jack



Uconnect 8.4

Uconnect 200 Plus:

- 8.4-inch touch-screen
- Remote USB port
- DVD playback capability
- Remote SD card slot for music playback
- iPod™ Connectivity

Note: Illuminated floating island bezel included with all 8.4-inch radios.



Uconnect 8.4N

Uconnect 8.4 Plus:

- Garmin® GPS navigation*
- MP3 playback capability

SE STANDARD EQUIPMENT



POWERTRAIN & PERFORMANCE

- 2.0L Tigershark™ I-4 DOHC/6-speed automatic (24A)
- 2.0L Tigershark I-4 DOHC/6-speed manual (25A)
- Touring suspension
- Electric power steering

INTERIOR AMENITIES

- Cloth seats
- Manual six-way driver and front passenger seats
- Driver's height-adjustable seat
- Rear folding seat
- AM/FM/CD/MP3 radio
- Four speakers
- 12 volt auxiliary power outlet in instrument panel
- Auxiliary input jack for mobile devices
- Floor console with covered storage
- Satin silver shift knob
- Solar control glass
- Air filtering
- Outside temperature display in odometer
- Chrome interior door handles
- Tilt/telescopic steering column
- Grocery bag hooks
- Passenger assist handles
- Two front cup holders
- Sun visors with vanity mirrors
- Heater with instrument panel ventilation
- Large glove box

SAFETY & SECURITY

- Advanced multistage front air bags*
- Driver and front passenger knee blocker air bags*
- Supplemental front-seat side air bags*
- Supplemental side curtain air bags*
- Supplemental rear-seat side air bags*
- Reactive front head restraints*
- Electronic Stability Control* with Hill Start Assist, Brake Lock Differential, All-Speed Traction Control, Electronic Roll Mitigation and Trailer Sway Damping
- Four-wheel disc antilock brakes with brake assist
- Child seat anchor system (LATCH)
- Engine block heater
- Tire pressure monitoring warning lamp
- Keyless entry with panic alarm
- Sentry Key® anti-theft engine immobilizer

EXTERIOR FEATURES

- 16-inch wheels with covers
- P205/55R16 all-season tires
- Compact spare tire
- Power windows, driver one-touch
- Body-colour crosshair grille with body-colour surround
- Bi-function halogen projector headlamps
- Chrome headlamp bezels
- LED stop/turn taillamps
- Body-colour power mirrors
- Black door handles
- Remote fuel door release
- Power locks
- Dodge Dart badging

OPTIONS

- Uconnect Hands-free Communication with Bluetooth®** (RSP)

*All disclaimers and disclosures can be found on the inside back cover.

**Please see the multimedia section for full details. Images shown are for illustration purposes only.

DODGE DART

SXT



- 2.0L Tigershark™ I-4 DOHC/6-speed manual (25B)
- 2.0L Tigershark I-4 DOHC/6-speed automatic (24B)
- 1.4L I-4 16V MultiAir™ Turbo/6-speed manual (23B)
- 1.4L I-4 16V MultiAir Turbo/6-speed DDCT (22B)

Differences/Upgrades over SE:

- 17-inch wheels with covers[†]
- Premium cloth seats
- Air conditioning
- Body-colour door handles
- 60/40 split folding rear seat
- Security alarm
- Front and rear floor mats
- Floor console with fore/aft sliding armrest
- Rear seat armrest with storage cup holder
- Instrument cluster with display screen
- Six speakers
- SXT badge

Options

- Popular Equipment Group (AJY)
- Premium Audio Group (AMT)
- Power Sunroof (GWG)
- Cruise control (NHM)
- Uconnect™ 8.4N (RB5)
- Nine Alpine™ Speakers with Subwoofer (RC3)
- SiriusXM™ Satellite radio with one year subscription* (RSC)
- Uconnect Hands-Free Communication with Bluetooth* (RSP)
- 17-inch Aluminum Wheels (WD3)
- LED "Racetrack" Taillamp (LBQ)

RALLYE



- 2.0L Tigershark I-4 DOHC/6-speed manual (25T)
- 2.0L Tigershark I-4 DOHC/6-speed automatic (24T)
- 1.4L I-4 16V MultiAir Turbo/6-speed manual (23T)
- 1.4L I-4 16V MultiAir Turbo/6-speed DDCT (22T)

Differences/Upgrades over SXT:

- 17-inch aluminum wheels
- Premium cloth seats with accents
- Unique front fascia
- Dark projector headlamps
- Projector fog lamps
- Integrated dual exhaust with bright tips
- Body-colour crosshair grille with black surround
- Leather-wrapped steering wheel
- Leather-wrapped shift knob
- Steering wheel audio controls
- Cruise control
- Electronic Vehicle Information Centre
- Trip computer
- Rallye badge

Options

- Popular Equipment Group (AJY)
- Premium Audio Group (AMT)
- Power Sunroof (GWG)
- Uconnect 8.4N (RB5)
- Nine Alpine Speakers with Subwoofer (RC3)
- SiriusXM Satellite radio with one year subscription* (RSC)
- Uconnect Hands-Free Communication with Bluetooth* (RSP)
- 17-inch Hyper Black Aluminum Wheels (WFX)
- LED "Racetrack" Taillamp (LBQ)

LIMITED



- 2.0L Tigershark I-4 DOHC with MultiAir/6-speed automatic (24L)
- 1.4L I-4 16V MultiAir Turbo/6-speed DDCT (22L)

Differences/Upgrades over SXT:

- Nappa leather-faced seats
- 10-way power driver's seat, passenger in-seat storage
- Heated front seats and steering wheel
- Uconnect 8.4 with remote CD player
- Remote USB port and SD card slot
- 7-inch reconfigurable TFT display
- Illuminated floating island bezel
- Active grille shutters, underbody aerodynamic treatment
- Bright door handles and crosshair grille
- Body-colour power heated mirrors with supplemental signals and courtesy lamps
- ParkView® Rear Back-up Camera*
- Uconnect hands-free communication with Bluetooth* (RSP)
- Auto-dimming rearview mirror with microphone
- Automatic headlamps with chrome bezel
- Leather-wrapped shift knob
- Illuminated front cup holders
- Sun visors with illuminated vanity mirrors
- Soft-touch instrument panel and ambient interior lighting
- Temperature, compass, and tire pressure monitoring display
- 12 volt auxiliary outlet in console
- Power front windows, one touch up and down
- Limited badge

Options

- Technology Group (ADG)[†]
- Premium Group (ANF)
- Power Sunroof (GWG)
- High Intensity Discharge Headlamps (LMP)
- Uconnect 8.4N (RB5)
- Nine Alpine Speakers with Subwoofer (RC3)
- SiriusXM Satellite radio with one year subscription* (RSC)
- 17-inch Aluminum Polished Wheels (WFL)
- LED "Racetrack" Taillamp (LBQ)

R/T



- 2.4L I-4 MultiAir engine/6-speed manual (27S)
- 2.4L I-4 MultiAir engine/6-speed automatic (28S)

Differences/Upgrades over Limited:

- 18-inch aluminum wheels
- Unique Nappa perforated leather-faced seats
- Unique front fascia with hyper black grille
- Dark projector headlamps
- Integrated dual exhaust
- Sport tuned suspension
- Body-colour door handles
- R/T badge
- LED "Racetrack" taillamp

Options

- Technology Group (ADG)[†]
- Premium Group (ANF)
- Power Sunroof (GWG)
- High Intensity Discharge Headlamps (LMP)
- Uconnect 8.4N (RB5)
- Nine Alpine Speakers with Subwoofer (RC3)
- SiriusXM Satellite radio with one year subscription* (RSC)
- 18-inch Hyper Black Aluminum Wheels (WPR)

PACKAGE DETAILS

Technology Group (ADG)[†]

- Blind-Spot Monitoring* with Rear Cross-Path Detection*
- Intrusion alarm
- Keyless Enter™ 'n Go™ with proximity entry
- Park-Sense™ Rear Park Assist*
- Rain sensitive windshield wipers
- SmartBeam™ headlamps

Popular Equipment Group (AIY)

- 12 volt auxiliary power outlet
- Automatic headlamps
- Uconnect 8.4
- Front seatback pockets
- Headlamp off time delay
- Illuminated front cup holders
- Overhead console with sunglass holder
- Passenger in-seat storage
- Remote start system*
- Sun visors with illuminated vanity mirrors
- Tire pressure monitoring display
- Underbody aerodynamic treatment
- Active grille shutters

Premium Audio Group (AMT)

- Uconnect 8.4
- 8.4-inch touch-screen display
- Illuminated floating island bezel
- iPod® controls
- ParkView Rear Back-Up Camera*
- Remote SD card slot
- Remote USB port
- Single disc remote CD player

Power Sunroof (GWG)

- Overhead console with sunglass holder

Cruise Control (NHM)

- Leather wrapped steering wheel
- Steering wheel mounted audio controls
- Trip computer
- Electronic Vehicle Information Centre

Nine Amplified Speakers with Subwoofer (RC3)

- 506-watt amplifier

Uconnect Hands-Free Communication with Bluetooth* (RSP)

- Remote USB port
- Auto-dimming rearview mirror with microphone
- Steering wheel mounted audio controls

Premium Group (ANF)

- Dual-zone automatic temperature control
- Remote start system*
- Universal garage door opener*

*All disclaimers and disclosures can be found on the inside back cover.

[†]Late/Limited availability.

CHRYSLER 200 SEDAN




PRODUCT HIGHLIGHTS

- Most affordable mid-size sedan in Canada⁽¹⁾
- 3.6L Pentastar™ VVT V6 delivers excellent V6 horsepower and has incredible fuel efficiency – up to 42 mpg (6.8 L/100 km) hwy* (available)
- The 2012 Chrysler 200 Sedan was a 'Top Safety Pick' from the Insurance Institute for Highway Safety
- Premium interior with soft-touch surfaces and ambient lighting
- Power door locks, mirrors, and windows
- 17-inch wheels
- 6-speed transmission with 2.4L I-4 (available)
- LED exterior lighting
- 60/40 split-folding rear seatback with armrest and trunk pass-through
- Premium leather-faced seating (available)
- SiriusXM™ Satellite radio* with one-year subscription (available)

DID YOU KNOW?

- Award winning 3.6L Pentastar VVT V6:
 - Delivers an impressive 283 horsepower
 - Flex fuel capable
 - 13,000 km oil change intervals
- The 200 has one of the quietest cabins in the segment. Noise, Vibration and Harshness (NVH) are minimized with 45 sound-deadening treatments including:
 - An acoustic glass windshield
 - Laminated side glass
 - Sound absorption materials throughout the vehicle



CHRYSLER 200 SEDAN

PAINT



Gloss Black



Billet Metallic



Bright White



Cashmere Pearl¹¹



Crystal Blue Pearl¹¹



Deep Auburn Pearl¹¹



Deep Cherry Red Crystal Pearl



True Blue Pearl¹¹



Tungsten Metallic

FABRIC



Cloth - Black
Standard on LX and Touring
Available on Limited



Cloth - Light Frost Beige
Standard on LX and Touring
Available on Limited



Leather-faced - Black
Standard on Limited



Leather-faced - Light Frost Beige
Standard on Limited



Leather-faced - Black with perforated suede inserts and Silver accent stitching
Standard on S

WHEELS AND WHEEL COVERS



17-inch Cover
Standard on LX
(W7B)



17-inch Machined Cast Aluminum
Standard on Touring
Available on LX
(WFX)



18-inch Polished Aluminum
Standard on Limited
Available on Touring
(WPD)



18-inch Polished Aluminum
with Dark Pockets
Standard on S
(WPP)

¹¹ Late/Limited availability

CHRYSLER 200 SEDAN

POWER & FUEL ECONOMY*

Engine	Transmission	Horsepower	Torque (lb-ft)	L/100 km (mpg)	
				City	Highway
2.4L I-4	4-speed automatic	173	166	9.9 (29)	6.7 (42)
2.4L I-4	6-speed automatic	173	166	10.5 (27)	6.4 (44)
3.6L VVT V6	6-speed automatic	283	260	11.0 (26)	6.8 (42)

SPECIFICATIONS[§]

Weight		
Curb Weight 2.4L I-4 Engine, kg (lb)	1544 (3403)	
Curb Weight 3.6L V6 Engine, kg (lb)	1622 (3576)	
GVWR, kg (lb)	2087 (4600)	
Towing		
Towing Capacity, max, kg (lb)	454 (1000)	
Exterior		
Wheelbase	2765 (108.9)	
Overall Height	1482 (58.4)	
Front Track	1567 (61.7)	
Rear Track	1594 (62.7)	
Overall Width	1843 (72.5)	
Overall Width with Side Mirrors	2121 (83.5)	
Overall Length	4870 (191.7)	
Ground Clearance	142 (5.6)	
Interior	Front	Rear
Head Room	1017 (40.1)	975 (38.4)
Head Room with Sunroof	963 (37.9)	975 (38.4)
Leg Room	1077 (42.4)	919 (36.2)
Hip Room	1336 (52.6)	1341 (52.8)
Shoulder Room	1431 (56.3)	142 (56.0)
Capacities		
Cargo, Rear Seat Up, L (cu ft)	385 (13.6)	
Seating Capacity	5	
Volume Index, L (cu ft)	3225 (113.9)	
Fuel Tank Capacity, L (gal)	64 (14.1)	

[§]All dimensions are in millimetres (inches) unless otherwise noted.

MULTIMEDIA CENTRES^Δ



Uconnect™ 130 (RES)

- CD/MP3/AM/FM
- Auxiliary input jack



Uconnect 430 (RBZ)

- Uconnect 130 plus:**
- 6.5-inch touch-screen
 - 28 GB hard drive
 - DVD playback capability
 - USB port on radio



Uconnect 430N (RHB)

- Uconnect 430 plus:**
- Garmin® GPS Navigation*
 - SiriusXM™ Satellite radio with one-year subscription*
 - SiriusXM Replay, Game Zone™, favourite song/artist alert



Uconnect 730N (RHR)

- Uconnect 430N plus:**
- Enhanced GPS navigation* with dead reckoning, split screen, and voice command
 - 20 GB Hard Drive (vs. 28 GB)
 - Uconnect with voice command* of phone, radio and music
 - Bluetooth® streaming audio
 - Remote USB port
 - iPod® connectivity
 - iPod/USB playback with radio controls

LX STANDARD EQUIPMENT



POWERTRAIN & PERFORMANCE

- 2.4L DOHC 16V I-4/4-speed automatic (24H)
- 2.4L DOHC 16V I-4/6-speed automatic (29H)
- Touring suspension

INTERIOR AMENITIES

- Premium cloth bucket seats
- Driver's height-adjustable seat
- Manual driver's lumbar adjuster
- 60/40 rear seat with trunk pass-through
- Uconnect 130 with four speakers
- 12 volt auxiliary power outlet
- 12 volt centre console power outlet
- Auxiliary input jack for mobile devices
- Steering wheel mounted audio controls
- Tilt/telescopic steering column
- Cruise control
- Instrument cluster with LED lighting
- Illuminated entry
- Analogue clock
- Luxury front and rear floor mats
- Floor console with fore/aft slide armrest
- Instrument panel storage bin
- Leather-wrapped shift knob
- Tinted glass windows
- Laminated windshield and front door glass
- Front and rear solar control glass
- Air conditioning and air filtering
- Outside temperature display in odometer
- Rear armrest
- Driver and passenger side sun visor with mirror

SAFETY & SECURITY

- Advanced multistage front air bags*
- Supplemental front-seat side air bags*
- Supplemental side curtain air bags*
- Reactive front head restraints*
- Four-wheel disc antilock brakes
- Electronic Stability Control* with Traction Control
- Child seat anchor system (LATCH)
- Engine block heater
- Sentry Key® anti-theft engine immobilizer
- Tire pressure monitoring warning lamp
- Keyless entry
- Security alarm

EXTERIOR FEATURES

- 17-inch wheels with covers
- P225/55R17 BSW All-Season touring tires
- Compact spare tire
- Power windows, driver one-touch down
- Body-colour fascias
- Dark argente with bright accents grille
- Bi-function halogen projector headlamp
- Headlamp-off time delay
- LED taillamps
- Body-colour door handles
- Body-colour power heated mirrors, manual folding
- Power locks
- Chrysler wing badge
- 200 badge

OPTIONS

- Body-colour bodyside moulding (MJF)
- SiriusXM Satellite radio with one-year subscription* (RSC)
- Uconnect Hands-free Communication with Bluetooth** (RSP)
- 17-inch aluminum wheels (WFX)
- Eight-way power driver's seat (Fleet only) (JPV)
- Smoker's Group (AWS)

*All disclaimers and disclosures can be found on the inside back cover.

**Please see the multimedia section for full details. Images shown are for illustration purposes only.

CHRYSLER 200 SEDAN

TOURING



- 2.4L DOHC 16V I-4/4-speed automatic (24U)
- 2.4L DOHC 16V I-4/6-speed automatic (29U)
- 3.6L Pentastar™ VVT V6/6-speed automatic (27U)

Differences/Upgrades over LX:

- 17-inch aluminum wheels
- Remote start system
- Automatic temperature control
- Front and rear aimable LED lamps
- Premium fog lamps
- Automatic headlamps
- Tire pressure monitoring system
- Leather-wrapped steering wheel
- SiriusXM™ Satellite radio* with one-year subscription
- Traveller/mini trip computer
- Six speakers
- Rear compartment assist handles
- Temperature and compass gauge
- Heated front seats
- Eight-way power driver's seat

Options

- Power Sunroof (GWG)
- Body-colour bodyside moulding (MJF)
- Uconnect™ 430 (RBZ)
- Uconnect 430N (RHB)
- Uconnect 730N (RHR)
- Uconnect voice command with Bluetooth** (RSP)
- 18-inch polished aluminum wheels (WPD)
- Sun and Sound Package (AGP)
- Sun and Nav Package (AGR)
- Sun and Nav II Package (AGS)
- Smoker's Group (AWS)

LIMITED



- 3.6L Pentastar VVT V6/6-speed automatic (27V)

Differences/Upgrades over Touring:

- 18-inch polished aluminum wheels
- Premium leather-faced seats
- Auto-dimming rearview mirror with microphone
- Bright door handles
- Chrome exterior mirrors
- Uconnect hands-free communication with Bluetooth**
- Power front windows with one-touch up/down
- Universal garage door opener*

Options

- Premium cloth seats (*N7)
- Power Sunroof (GWG)
- Six Boston Acoustics® speakers (RC6)
- Uconnect 430 (RBZ)
- Uconnect 430N (RHB)
- Uconnect 730N (RHR)
- Sun and Sound Package (AGP)
- Sun and Nav Package (AGR)
- Sun and Nav II Package (AGS)
- Smoker's Group (AWS)

S



- 3.6L Pentastar VVT V6/6-speed automatic (27S)

Differences/Upgrades over Limited:

- 18-inch polished aluminum wheels with dark pockets
- Leather-faced seats with suede inserts
- Perforated leather-wrapped steering wheel
- Black chrome grille
- Body-colour exterior mirrors
- Body-colour door handles
- Uconnect 430
- Six Boston Acoustics speakers
- Black fog lamp surrounds
- Black headlamp surrounds
- Unique "S" wing badge
- S badge

Options

- Power Sunroof (GWG)
- Uconnect 430N (RHB)
- Uconnect 730N (RHR)
- Smoker's Group (AWS)
- Sun and Nav Package (AGR)
- Sun and Nav II Package (AGS)

PACKAGE DETAILS

Uconnect Hands-Free Communication with Bluetooth* (RSP)

- Auto-dimming rearview mirror with microphone
- Bluetooth streaming audio
- Remote USB port

Sun & Nav II Package (AGS)

- Power sunroof
- Uconnect 730N

Sun & Nav Package (AGR)

- Power sunroof
- Uconnect 430N

Sun & Sound Package (AGP)

- Power sunroof
- Uconnect 430

Smoker's Group (AWS)

- Removable ash tray
- Cigar lighter



CHRYSLER 200 CONVERTIBLE



PRODUCT HIGHLIGHTS

- Award winning 3.6L Pentastar™ VVT V6 with 283 hp delivers incredible fuel efficiency of up to 42 mpg (6.8 L/100 km) hwy* (available)
- 6-speed transmission with the 2.4L I-4 engine (available)
- Premium interior with soft-touch surfaces and ambient lighting
- LED exterior lighting
- SiriusXM™ Satellite radio* with one-year subscription (available)
- Premium leather-faced seating (available)
- Uconnect™ 730N with navigation* (available)
- Power door locks, mirrors, windows, and retractable top
- 17-inch aluminum wheels
- Upgraded steering, suspension, and brake systems for improved handling precision

DID YOU KNOW?

The Chrysler 200 Convertible delivers a comfortable ride and premium soft-touch interior. It also provides:

- Best-in-Class⁽¹⁾ rear seat leg room
- Best-in-Class⁽¹⁾ cargo capacity

With the optional retractable hard top, the Chrysler 200 is a true four season convertible.




CHRYSLER 200 CONVERTIBLE


PAINT



Gloss Black




Bright White



Crystal Blue Pearl¹¹



Tungsten Metallic



Deep Cherry Red
Crystal Pearl



True Blue¹¹
Pearl



Cashmere Pearl¹¹



Billet Metallic



Deep Auburn¹¹
Pearl

FABRIC



Cloth - Black
Standard on LX and Touring



Cloth - Light Frost Beige
Standard on LX and Touring




Leather-faced - Black
Standard on Limited



Leather-faced - Light Frost Beige
Standard on Limited



Leather-faced - Pearl / Black
Standard on Limited



Leather-faced - Black with perforated
suede inserts and Silver accent stitching
Standard on S

WHEELS AND WHEEL COVERS



17-inch Machined Cast Aluminum
Standard on LX
(WFX)



18-inch Polished Aluminum
Standard on Touring and Limited
(WPD)



18-inch Polished Aluminum
with Dark Pockets
Standard on S
(WPP)

¹¹Late/Limited availability

CHRYSLER 200 CONVERTIBLE

POWER & FUEL ECONOMY*

Engine	Transmission	Horsepower	Torque (lb-ft)	L/100 km (mpg)	
				City	Highway
2.4L I-4	4-speed automatic	173	166	10.3 (27)	6.9 (41)
2.4L I-4	6-speed automatic	173	166	11.5 (25)	6.8 (42)
3.6L VVT V6	6-speed automatic	283	260	11.0 (26)	6.8 (42)

SPECIFICATIONS^S

Weight		
Curb weight 2.4L I-4 Engine, kg (lb)		1768 (3898)
Curb weight 3.6L V6 Engine, kg (lb)		1814 (4000)
GVWR, kg (lb)		2223 (4900)
Towing		
Towing Capacity, max, kg (lb)		454 (1000)
Exterior		
Wheelbase		2765 (108.9)
Overall Height with Soft Top		1470 (57.9)
Overall Height with Hard Top		1469 (57.8)
Front Track		1567 (61.7)
Rear Track		1594 (62.7)
Overall Width		1843 (72.5)
Overall Width with Side Mirrors		2089 (82.3)
Overall Length		4947 (194.8)
Ground Clearance		142 (5.6)
Interior		
	Front	Rear
Head Room with Soft Top	984 (38.7)	939 (37.0)
Head Room with Hard Top	992 (39.0)	921 (36.3)
Leg Room	1077 (42.4)	850 (33.5)
Hip Room	1339 (52.7)	1123 (44.2)
Shoulder Room	1432 (56.4)	1197 (47.1)
Capacities		
Cargo, Top up, L (cu ft)		377 (13.3)
Cargo, Top Down, L (cu ft)		198 (7.0)
Seating Capacity		4
Volume Index, L (cu ft)		2879 (101.7)
Fuel Tank Capacity, L (gal)		64 (14.1)

*All dimensions are in millimetres (inches) unless otherwise noted.

MULTIMEDIA CENTRES^A



Uconnect™ 130 (RES)

- CD/MP3/AM/FM
- Auxiliary input jack



Uconnect 430 (RBZ)

- Uconnect 130 plus:**
- 6.5-inch touch-screen
 - 28 GB hard drive
 - DVD playback capability
 - USB port on radio



Uconnect 430N (RHB)

- Uconnect 430 plus:**
- Garmin® GPS Navigation*
 - SiriusXM™ Satellite radio* with one-year subscription
 - SiriusXM Replay, Game Zone™, favourite song/artist alert



Uconnect 730N (RHR)

- Uconnect 430N plus:**
- Enhanced GPS Navigation* with dead reckoning, split screen and voice command
 - 20 GB Hard Drive (vs. 28 GB)
 - Uconnect with voice command* of phone, radio and music
 - Bluetooth® streaming audio
 - Remote USB port
 - iPod® connectivity
 - iPod/USB playback with radio controls

LX CONVERTIBLE STANDARD EQUIPMENT



POWERTRAIN & PERFORMANCE

- 2.4L DOHC 16V I-4/4-speed automatic (24C)
- 2.4L DOHC 16V I-4/6-speed automatic (29C)
- Touring suspension

INTERIOR AMENITIES

- Premium cloth bucket seats
- Manual adjustable seats
- Uconnect 130 with four speakers
- 12 volt auxiliary power outlet
- 12 volt centre console power outlet
- Auxiliary input jack for mobile devices
- Steering wheel-mounted audio controls
- Tilt/telescopic steering column
- Cruise control
- Instrument cluster with LED lighting
- Illuminated entry
- Analogue clock
- Luxury front and rear floor mats
- Floor console with fore/aft slide armrest
- Instrument panel storage bin
- Leather-wrapped shift knob
- Tinted glass windows
- Acoustic windshield and front side windows
- Front and rear solar control glass
- Air conditioning and air filtering
- Outside temperature display in odometer
- Driver and passenger side sun visor with mirror
- Locking glove box

SAFETY & SECURITY

- Advanced multistage front air bags*
- Supplemental front-seat side air bags*
- Reactive front head restraints*
- Four-wheel disc antilock brakes
- Electronic Stability Control* with Traction Control
- Child seat anchor system (LATCH)
- Engine block heater
- Sentry Key® anti-theft engine immobilizer
- Tire pressure monitoring warning lamp
- Keyless entry
- Security alarm

EXTERIOR FEATURES

- 17-inch aluminum wheels
- P225/55R17 BSW All-Season touring tires
- Compact spare tire
- Hard tonneau cover
- Power convertible top
- Power windows, front one-touch down
- Body-colour fascias
- Dark argent with bright accents grille
- Bi-function halogen projector headlamp
- Headlamp-off time delay
- LED taillamps
- Body-colour door handles
- Body-colour power heated mirrors, manual folding
- Power locks
- Chrysler wing badge on hood

OPTIONS

- Power six-way driver/passenger seats (JTD)
- Body-colour bodyside moulding (MJF)
- SiriusXM Satellite radio with one-year subscription* (RSC)
- Uconnect Hands-free Communication with Bluetooth®** (RSP)
- 17-inch steel wheels (Fleet only) (WFU)
- Smoker's Group (AWS)

*All disclaimers and disclosures can be found on the inside back cover.
 **Please see the multimedia section for full details.

CHRYSLER 200 CONVERTIBLE

TOURING CONVERTIBLE



- 3.6L Pentastar™ VVT V6/6-speed automatic (27V)

Differences/Upgrades over LX:

- 18-inch polished aluminum wheels
- Power top and windows down functionality on key fob
- Leather-wrapped steering wheel
- Six-way power driver/front-passenger seats
- Automatic temperature control
- Traveller/mini trip computer
- Six speakers
- SiriusXM™ Satellite radio* with one-year subscription
- Tire pressure monitoring display
- Automatic headlamps
- Premium fog lamps
- Heated front seats
- Remote start system

Options

- Windscreen (XWW)
- Body-colour bodyside moulding (MJF)
- Uconnect™ 430 (RBZ)
- Uconnect 430N (RHB)
- Uconnect 730N (RHR)
- Uconnect Hands-free Communication with Bluetooth** (RSP)
- Universal garage door opener* (XGD)
- Smoker's Group (AWS)

LIMITED CONVERTIBLE



- 3.6L Pentastar VVT V6/6-speed automatic (27W)

Differences/Upgrades over Touring:

- Premium leather-faced seats
- Uconnect 430
- Uconnect hands-free communication with Bluetooth**
- Bright door handles
- Bright front door sill scuff pads
- Chrome exterior mirrors
- Windscreen
- Temperature and compass gauge
- Auto-dimming rearview mirror with microphone
- Universal garage door opener*

Options

- Six Boston Acoustics® speakers (RC6)
- Uconnect 430N (RHB)
- Uconnect 730N (RHR)
- Power retractable hard top (VR0)
- Smoker's Group (AWS)

S CONVERTIBLE



- 3.6L Pentastar VVT V6/6-speed automatic (27S)

Differences/Upgrades over Limited:

- 18-inch polished aluminum wheels with dark pockets
- Leather-faced seats with suede inserts and silver stitching
- Perforated leather-wrapped steering wheel
- Body-colour exterior mirrors
- Body-colour door handles
- Unique black Chrysler grille
- Black headlamp surround
- Black front fascia insert
- Black painted rear fascia insert
- Six Boston Acoustics speakers
- Unique "S" wing badge
- 200 S badge
- S badge

Options

- Uconnect 430N (RHB)
- Uconnect 730N (RHR)
- Power retractable hard top (VR0)
- Smoker's Group (AWS)

PACKAGE DETAILS

Uconnect Hands-Free Communication with Bluetooth* (RSP)

- Auto-dimming rearview mirror with microphone
- Bluetooth streaming audio
- Remote USB port

Smoker's Group (AWS)

- Removable ash tray
- Cigar lighter



*All disclaimers and disclosures can be found on the inside back cover.

**Late/Limited availability.

DODGE AVENGER




PRODUCT HIGHLIGHTS

- 2012 Top Safety Pick from the Insurance Institute for Highway Safety
- Most affordable mid-size car in Canada⁽¹⁾
- 6-speed transmission with the 2.4L I-4 engine (available)
- 60/40 split-folding rear seat with armrest and trunk pass-through
- Premium interior with soft-touch surfaces and ambient lighting
- LED taillamps
- Power door locks, mirrors, and windows
- 17-inch wheels
- SiriusXM™ Satellite radio* with one-year subscription (available)
- Leather-faced seating (available)
- Navigation* (available)


DID YOU KNOW?

- Award winning 3.6L Pentastar™ VVT V6:
 - Delivers an impressive 283 hp
 - Flex fuel capable
 - 13,000 kilometre oil change intervals
- The Avenger has one of the quietest cabins in the segment. Noise, Vibration, and Harshness (NVH) are minimized with 45 sound-deadening treatments, including:
 - An acoustic glass windshield
 - Laminated side glass
 - Various sound-absorbing materials throughout the vehicle



DODGE AVENGER

PAINT



Pitch Black

Bright White

Crystal Blue Pearl¹

Tungsten Metallic

Redline Pearl

True Blue Pearl

Blue Streak Pearl¹

Billet Metallic

FABRIC



Cloth - Black
Standard on CVP and SXT

Cloth - Light Frost Beige
Standard on CVP and SXT

Cloth - Red
Standard on SXT

Leather-faced - Black
Standard on SXT Plus



Leather-faced - Light Frost Beige
Standard on SXT Plus

Z-striped Cloth with leather bolsters - Black
Standard on R/T

Cloth with leather bolsters - Black
Available on R/T

WHEELS AND WHEEL COVERS



17-inch Wheel Cover
Standard on CVP
(W7A)



17-inch Cast Aluminum
Available on CVP
(WFJ)




18-inch Cast Aluminum
Standard on SXT and SXT Plus
(WPT)



18-inch Chrome-Clad Aluminum
Available on SXT and SXT Plus
(WPL)



18-inch Rallye Design Aluminum
Standard on R/T
(WPK)



¹Late/Limited availability.

DODGE AVENGER

POWER & FUEL ECONOMY*

Engine	Transmission	Horsepower	Torque (lb-ft)	L/100 km (mpg)	
				City	Highway
2.4L I-4	4-speed automatic	173	166	9.9 (29)	6.7 (42)
2.4L I-4	6-speed automatic	173	166	10.5 (27)	6.4 (44)
3.6L VVT V6	6-speed automatic	283	260	11.0 (26)	6.8 (42)

SPECIFICATIONS[§]

Weight		
Curb Weight 2.4L I-4 Engine, kg (lb)	1542 (3400)	
Curb Weight 3.6L V6 Engine, kg (lb)	1636 (3607)	
GVWR, kg (lb)	2087 (4600)	
Towing		
Towing Capacity, max, kg (lb)	454 (1000)	
Exterior		
Wheelbase	2765 (108.9)	
Overall Height	1483 (58.4)	
Front Track	1567 (61.7)	
Rear Track	1594 (62.7)	
Overall Width	1850 (72.8)	
Overall Width with Side Mirrors	2064 (81.3)	
Overall Length	4892 (192.6)	
Ground Clearance	143 (5.6)	
Interior	Front	Rear
Head Room	1017 (40.0)	972 (38.3)
Head Room with Sunroof	963 (37.9)	972 (38.3)
Leg Room	1077 (42.4)	919 (36.2)
Hip Room	1336 (52.6)	1341 (52.8)
Shoulder Room	1431 (56.3)	1422 (56.0)
Capacities		
Cargo, Rear Seat Up, L (cu ft)	382 (13.5)	
Seating Capacity	5	
Volume Index, L (cu ft)	3219 (113.7)	
Fuel Tank Capacity, L (gal)	64 (14.1)	

*All dimensions are in millimetres (inches) unless otherwise noted.

MULTIMEDIA CENTRES^Δ



Uconnect™ 130 (RES)

- CD/MP3/AM/FM
- Auxiliary input jack



Uconnect 430 (RBZ)

- Uconnect 130 plus:**
- 6.5-inch touch-screen
 - 28 GB hard drive
 - DVD playback capability
 - USB port on radio



Uconnect 430N (RHB)

- Uconnect 430 plus:**
- Garmin™ GPS Navigation*
 - SiriusXM™ Satellite radio with one-year subscription*
 - SiriusXM Replay, Game Zone™, favourite song/artist alert



Uconnect 730N (RHR)

- Uconnect 430N plus:**
- Enhanced GPS navigation* with dead reckoning, split screen, and voice command
 - 20 GB Hard Drive (vs. 28 GB)
 - Uconnect™ with voice command* of phone, radio and music
 - Bluetooth® streaming audio
 - Remote USB port
 - iPod® connectivity
 - iPod/USB playback with radio controls

CVP STANDARD EQUIPMENT



POWERTRAIN & PERFORMANCE

- 2.4L DOHC 16V I-4/4-speed automatic (24Y)
- 2.4L DOHC 16V I-4/6-speed automatic (29Y)
- Touring suspension
- Front and rear stabilizer bars

INTERIOR AMENITIES

- Premium cloth bucket seats
- Driver height-adjustable seat and manual lumbar adjuster
- Manual adjustable seats
- 60/40 rear seat with trunk pass-through
- Leather-wrapped shift knob
- Uconnect 130 with four speakers
- 12 volt auxiliary power outlet
- 12 volt centre console power outlet
- Auxiliary input jack for mobile devices
- Steering wheel-mounted cruise and audio controls
- Tilt/telescopic steering column
- Illuminated entry
- Sun visors with mirror
- Instrument cluster with LED lighting
- Glove box lamp
- Air conditioning
- Air filtering
- Tinted glass windows
- Laminated windshield and front door glass
- Front and rear solar control glass
- Centre console with instrument panel open bin
- Floor console with fore/aft slide armrest
- Luxury front and rear floor mats
- Outside temperature display in odometer

SAFETY & SECURITY

- Advanced multistage front air bags*
- Supplemental front-seat side air bags*
- Supplemental side curtain air bags*
- Reactive front head restraints*
- Electronic Stability Control* with Traction Control
- Four-wheel disc antilock brakes
- Child seat anchor system (LATCH)
- Security alarm
- Keyless entry
- Tire pressure monitoring warning lamp
- Sentry Key® anti-theft engine immobilizer
- Engine block heater

EXTERIOR FEATURES

- 17-inch wheels with wheel covers
- Compact spare tire
- Bright/black grille
- Power windows, driver one-touch down
- Quad headlamps with time off delay
- LED taillamps
- Power mirrors and locks
- Body-colour fascias and door handles
- Trunk lamp
- Dodge badge
- Dodge Avenger badge

OPTIONS

- Body-colour bodyside moulding (MJF)
- SiriusXM Satellite radio with one-year subscription* (RSC)
- Uconnect Hands-free Communication with Bluetooth** (RSP)
- 17-inch aluminum wheels (WFJ)
- Front passenger fold-flat seat (CDW)
- Smoker's Group (AWS)
- Eight-way power driver's seat (Fleet only) (JPV)

*All disclaimers and disclosures can be found on the inside back cover.

†Please see the multimedia section for full details. Images shown are for illustration purposes only.

DODGE AVENGER

SXT



- 2.4L DOHC 16V I-4/4-speed automatic (24U)
- 2.4L DOHC 16V I-4/6-speed automatic (29U)
- 3.6L Pentastar™ VVT V6/6-speed automatic (27U)

Differences/Upgrades over CVP:

- 18-inch aluminum wheels
- Air conditioning with automatic temperature control
- Premium fog lamps
- Traveller/mini trip computer
- Body-colour power heated mirrors, manual folding
- Heated front seats
- Eight-way power driver's seat
- Leather-wrapped steering wheel
- Front and rear aimable LED lamps
- Six speakers
- SiriusXM™ Satellite radio* with one-year subscription
- Temperature and compass gauge
- Tire pressure monitoring display
- Rear compartment assist handles
- Trunk lid spoiler
- SXT badge

Options

- Power Sunroof (GWG)
- Body-colour Bodyside Moulding (MJF)
- Uconnect™ 430 (RBZ)
- Uconnect 430N (RHB)
- Uconnect 730N (RHR)
- Uconnect Hands-free Communication with Bluetooth** (RSP)
- 18-inch Aluminum Chrome-Clad Wheels (WPL)
- Remote Start (XBM)
- Sun & Sound Package (AGP)
- Sun & Nav Package (AGR)
- Sun & Nav II Package (AGS)
- Smoker's Group (AWS)

SXT PLUS



- 3.6L Pentastar VVT V6/6-speed automatic (27T)

Differences/Upgrades over SXT:

- Leather-faced seats
- Remote start
- Uconnect hands-free communication with Bluetooth*
- Automatic headlamps
- Power windows, front one-touch up and down
- Remote USB port
- Auto-dimming rearview mirror with microphone
- Bluetooth streaming audio
- Universal garage door opener*

Options

- Power Sunroof (GWG)
- Body-colour Bodyside Moulding (MJF)
- Six Boston Acoustics® Speakers (RC6)
- Uconnect 430 (RBZ)
- Uconnect 430N (RHB)
- Uconnect 730N (RHR)
- 18-inch Chrome-Clad Aluminum Wheels (WPL)
- Sun & Sound Package (AGP)
- Sun & Nav Package (AGR)
- Sun & Nav II Package (AGS)
- Smoker's Group (AWS)

R/T



- 3.6L Pentastar VVT V6/6-speed automatic (27L)

Differences/Upgrades over SXT Plus:

- Z-striped cloth seating with leather bolsters
- 18-inch rallye design aluminum wheels
- Uconnect 430
- Perforated leather-wrapped steering wheel
- Body-colour grille
- Red LED interior lighting
- Black headlamp treatment
- Six Boston Acoustics speakers
- Sport suspension
- R/T badge
- Hood to fender stripes

Options

- Power Sunroof (GWG)
- Uconnect 430N (RHB)
- Uconnect 730N (RHR)
- Sun & Nav Package (AGR)
- Sun & Nav II Package (AGS)
- Stripe Delete (MM8)
- Smoker's Group (AWS)

PACKAGE DETAILS

Smoker's Group (AWS)

- Removable ash tray
- Cigar lighter

Uconnect Hands-Free Communication with Bluetooth* (RSP)

- Auto-dimming rearview mirror with microphone
- Bluetooth streaming audio
- Remote USB port

Sun & Sound Package (AGP)

- Power sunroof
- Uconnect 430

Sun & Nav Package (AGR)

- Power sunroof
- Uconnect 430N

Sun & Nav II Package (AGS)

- Power sunroof
- Uconnect 730N



DODGE CHARGER



PRODUCT HIGHLIGHTS

- Best-in-Class V6 midsize fuel economy in a full size sedan (44 mpg [6.4 L/100 km] hwy* V6 with 8-speed transmission)⁽¹⁾
- Best-in-Class standard V6 and V8 horsepower⁽¹⁾
- Premium interior on all trim levels with real aluminum accents
- Insurance Institute for Highway Safety Top Safety Pick for 2012
- Winner of 'Breakthrough Technology Award' for 2012 by Edmunds.com
- Second-generation inspiration, 21st-century interpretations:
 - Double diamond fender stamping
 - Dual scalloped hood
 - Racetrack taillamp
- Dual bright exhaust
- Keyless Enter 'n Go™ with proximity sensor
- Nappa leather-faced heated/ventilated front seats (available)
- Garmin® GPS Navigation* (available)
- Blind-Spot Monitoring* /Rear Cross-Path Detection* (available)
- Adaptive Cruise Control* /Forward Collision Warning* (available)
- Comfort Seating Group (Fleet only)
- 5-Star Safety Rating from the National Highway Traffic Safety Administration
- 2012 full-size car of the year from *Auto123*



DID YOU KNOW?

- Charger has the most advanced all-wheel drive (AWD) system in its class⁽¹⁾
- Class-exclusive active transfer case with front axle disconnect⁽¹⁾

AWD availability:

- Charger SE (NEW), SXT, SXT Plus, and R/T

How the Charger AWD System Works:⁽²⁾

- Instantly engages when wheel slip is detected
- Disables the Electronic Stability Control* system
- Electronically controls the centre differential, enabling the axles to rotate at different speeds during cornering

Benefits of Charger AWD:⁽²⁾

- No driver input required to activate the AWD System
- No loss in performance
- Improved acceleration when traction is limited
- When traction is restored, the vehicle seamlessly transitions back to RWD

Overall results of AWD:⁽²⁾

- Outstanding performance under all traction conditions
- Rear-wheel-drive feel with all-wheel-drive stability
- Front-axle disconnect reduces friction, resulting in better fuel economy and less wear and tear on the driveline


DODGE CHARGER

PAINT



¹Late/Limited availability.

FABRIC



WHEELS



DODGE CHARGER

POWER AND FUEL ECONOMY*

Engine	Transmission	Horsepower	Torque (lb-ft)	L/100 km (mpg)	
				City	Highway
3.6L V6 VVT	5-speed auto (RWD)	292	260	11.7 (24)	7.3 (39)
3.6L V6 VVT	8-speed auto (RWD)	292	260	10.9 (24)	6.4 (44)
3.6L VVT V6	8-speed auto (AWD)	292	260	11.4 (25)	7.3 (39)
5.7L MDS VVT V8	5-speed auto (AWD)	370	395	14.4 (20)	8.5 (33)
6.4L V8	5-speed auto (RWD)	470	470	15.0 (19)	8.7 (32)

SPECIFICATIONS[§]

Curb Weight	SE	SXT - SXT Plus	R/T - R/T Road and Track	SRT8
RWD kg (lb)	1796 (3961)	1813 (3996)	1929.2 (4253)	1979 (4365)
AWD kg (lb)	NA	1883 (4151)	2018.5 (4450)	NA
GVWR	3.6L Pentastar™ VVT V6	5.7L HEMI® V8	6.4L HEMI V8	
RWD kg (lb)	2313 (5100)	2404 (5300)	2426 (5350)	
AWD kg (lb)	2494 (5500)	2494 (5500)		
Towing				
Towing Capacity, max kg (lb)	454 (1000)			not recommended
Exterior	SE	SXT - SXT Plus	R/T - R/T Road and Track	SRT8
Wheelbase	3052 (120.2)	3052 (120.2)	3052 (120.2)	3052 (120.2)
Overall Height	1482 (58.4)	1482 (58.4)	1482 (58.4)	1479 (58.2)
Front Track	1611 (63.4)	1611 (63.4)	1611 (63.4)	1610 (63.4)
Rear Track	1620 (63.8)	1620 (63.8)	1620 (63.8)	1604 (63.1)
Overall Width, without mirrors	1905 (75.0)	1905 (75.0)	1905 (75.0)	1885 (74.2)
Overall Length	5077 (199.9)	5077 (199.9)	5077 (199.9)	5088 (200.3)
Ground Clearance (minimum)	125 (4.9)	125 (4.9)	128 (5.1)	111 (4.37)
Interior	Front		Rear	
Head Room	981 (38.6)		931 (36.6)	
Leg Room	1061 (41.8)		1019 (40.1)	
Hip Room	1428 (56.2)		1425 (56.1)	
Shoulder Room	1510 (59.5)		1472 (57.9)	
Capacities				
Cargo Volume, L (cu ft)	467 (16.5)			
Seating Capacity	5			
Interior Volume Index, L (cu ft)	3426 (121)			
Fuel Tank Capacity, L (gal)	72.2 (15.9)			

*All dimensions are in millimetres (inches) unless otherwise noted.

MULTIMEDIA CENTRES[^]



Uconnect™ 4.3 (RHA)

- 4.3-inch touch-screen
- CD/MP3/AM/FM
- Auxiliary input jack
- Remote USB port



Uconnect 4.3S (REB)

- Uconnect Touch 4.3 Plus:
- SiriusXM™ Satellite radio with a one-year subscription



Uconnect 8.4 (RE2)

- Uconnect Touch 4.3S Plus:
- 8.4-inch touch-screen
- DVD playback capability
- SD card slot for music playback



Uconnect 8.4N (RB5)

- Uconnect Touch 8.4 Plus:
- Garmin® GPS Navigation
- MP3 playback capability
- Uconnect with voice command of phone, radio, and music
- Bluetooth® streaming audio

SE STANDARD EQUIPMENT



POWERTRAIN & PERFORMANCE

- 3.6L Pentastar™ VVT V6 with 5-speed automatic (23G)
- 3.6L Pentastar VVT V6 with 8-speed automatic (27G)
- Touring suspension
- Electro-hydraulic power steering; rack and pinion
- 2.65 rear axle ratio; 200 mm rear axle
- 160 amp alternator, 730 amp maintenance-free battery

INTERIOR AMENITIES

- Cloth, front low back buckets
- Power six-way driver's seat
- Woven micro-aluminum interior accents
- Uconnect 4.3 with 4.3-inch touch-screen and six speakers
- Auxiliary input jack for mobile devices
- Remote USB port
- Acoustic windshield and front side glass
- Steering wheel-mounted cruise and audio controls
- Tilt/telescopic steering column
- Power windows, front one-touch up and down
- Illuminated front cup holders
- 60/40 split/folding rear seat
- Rear seat armrest with cup holders
- Rear cargo net
- Front and rear floor mats
- Front full-length floor console
- Solar control glass
- Rearview day/night mirror
- Sun visors with illuminated vanity mirrors
- Power exterior mirrors, manual foldaway
- Air conditioning with dual-zone temperature control and air filtering
- Custom-defined colour display Electronic Vehicle Information Centre with outside temperature display
- Power trunklid release
- Front and rear reading/courtesy lamps

SAFETY & SECURITY

- Electronic Stability Control* with Hill Start Assist and All-Speed Traction Control
- Four-wheel disc antilock brakes with Brake Assist, Rain Brake Support and Ready Alert Braking
- Hydraulic assist brake booster
- Reactive front head restraints*
- Advanced multistage front air bags*
- Supplemental front-seat side air bags*
- Supplemental side-curtain front/rear air bags*
- Keyless Enter™ 'n Go™ with remote proximity entry
- Sentry Key® anti-theft engine immobilizer
- Lower anchor and tether for child seats; rear child protection locks
- Speed-sensitive power locks
- Tire Pressure Monitoring system
- Engine block heater

EXTERIOR FEATURES

- P215/65R17 BSW all season Michelin tires
- 17-inch aluminum wheels
- Dual rear exhaust with bright tips
- Automatic, halogen headlamps with black surround
- Body-colour exterior mirrors and door handles
- Black grille with bright surround
- Compact spare tire
- Capless fuel filler with remote door release

OPTIONS

- Connectivity Group (AAJ)
- Fleet Safety Group (AF1) (Fleet only)
- Leather Interior Group (AJD) (Fleet only)
- Comfort Seating Group (AFD) (Fleet only)

INTERIOR COLOUR OPTIONS

- Light Frost Beige seats and black interior trim (-XL)
- Tan seats and black interior trim (-X5)
- Black seats and black interior trim (-X9)

*All disclaimers and disclosures can be found on the inside back cover.

^Please see the multimedia section for full details. Images shown are for illustration purposes only.

DODGE CHARGER

SXT



- 3.6L Pentastar™ V6 VVT 24V/8-speed automatic (27H)

Differences/Upgrades over SE:

- Power eight-way driver's seat with four-way lumbar adjuster
- Fog lamps
- 18-inch aluminum wheels
- Air conditioning with dual-zone temperature control
- Heated front seats
- SiriusXM™ Satellite radio including one-year subscription*
- Uconnect™ 8.4 with 8.4-inch touch-screen
- 6 premium speakers and 276-watt amplifier
- Auto-dimming rearview mirror with microphone
- Leather wrapped steering wheel
- Remote start
- Universal garage door opener*
- 180 amp alternator

Options

- All-wheel drive
- Uconnect 4.3 (REB)
- Navigation/Rear Back-up Camera Group* (AMN)
- Blacktop Package (ADX)
- Rallye Group (ASC)
- Power Sunroof (GWA)
- 18-inch chrome-clad aluminum wheels (WPL)
- Driver Confidence Group (AJG)

SXT PLUS



- 3.6L Pentastar VVT V6 24V/8-speed automatic (27J)

Differences/Upgrades over SXT:

- Leather-faced seating
- Heated 2nd-row seats
- Power driver/front-passenger seats, four-way lumbar adjuster
- Driver and front-passenger lower LED lamps
- Security alarm
- Heated/cooled front cup holders

Options

- All-wheel drive
- Uconnect 4.3 (REB)
- Blacktop Package (ADX)
- Driver Confidence Group (AJG)
- Adaptive Cruise Control* Group (AL4)
- Rallye Group (ASC)
- Power Sunroof (GWA)
- Rear body-colour spoiler (MXX)
- 18-inch chrome-clad aluminum wheels (WPL)
- Navigation/Rear Back-up Camera Group (AMN)

R/T



- 5.7L HEMI® VVT V8 with MDS/5-speed automatic (29P)

Differences/Upgrades over SXT Plus:

- Low beam high-intensity discharge headlamps
- Rear body-colour spoiler
- Performance exhaust
- Performance suspension
- Front overhead LED lighting

Options

- All-wheel drive
- Beats by Dr. Dre® Sound System (AA5)
- Driver Confidence Group (AJG)
- Driver Convenience Group (AJV)
- Adaptive Cruise Control* Group (AL4)
- Navigation/Rear Back-up Camera Group (AMN)
- Power sunroof (GWA)
- 20-inch chrome-clad aluminum wheels (WPG)

R/T ROAD/TRACK



- 5.7L HEMI VVT V8 with MDS/5-speed automatic (29R)

Differences/Upgrades over R/T:

- Leather-faced bucket seating
- 3.06 rear axle ratio
- R/T heritage badge
- High-speed engine controller
- 20-inch chrome-clad aluminum wheels
- Heated and ventilated front seats
- Auto-dimming exterior driver's side mirror
- Auto adjust-in-reverse exterior mirrors
- Power heated exterior mirrors, manual folding
- Radio/driver's seat/mirrors and power adjustable pedals with memory
- Power tilt/telescopic steering column
- Steering wheel-mounted shift control
- Four-wheel disc antilock performance brakes
- Dual-zone automatic temperature control

Options

- Beats by Dr. Dre Sound System (AA5)
- Driver Confidence Group (AJG)
- Adaptive Cruise Control* Group (AL4)
- Super Track Pak (AWD)
- Power Sunroof (GWA)
- Rear Spoiler Delete (MX8)
- Navigation/Rear Back-up Camera Group (AMN)
- 20-inch aluminum wheels (WPX)

SRT8® SUPER BEE



- 6.4L V8 SRT® HEMI MDS/5-speed automatic (21W)

Differences/Upgrades over Road/Track:

- Black grille and black brake calipers
- Two-mode adaptive damping suspension
- 20-inch forged aluminum wheels
- Uconnect 4.3
- Rear matte black spoiler
- Sport Z-Stripe cloth seats and Super Bee embroidered on the front seats
- Rear bumble-bee exterior stripes with Super Bee logo
- Knock-back mitigation
- Three-mode Electronic Stability control
- 226 mm rear axle
- Performance tuned steering and suspension
- Tire service kit
- Severe duty engine cooling

Options

- Driver Confidence Group (AJG)
- Adaptive Cruise Control* Group (AL4)
- Power Sunroof (GWA)
- P245/45ZR20 BSW three-season performance tires (TVH)
- Convenience Group II (AHN)

SRT8



- 6.4L V8 SRT HEMI MDS/5-speed automatic (21X)

Differences/Upgrades over Road/Track (includes no-charge equipment):

- Black grille and red brake calipers
- Functional hood scoop
- Heated steering wheel
- Uconnect 8.4N with Garmin GPS Navigation* and SRT performance pages
- 19 speakers with 900-watt amplifier
- Two-mode adaptive damping suspension
- 20-inch forged aluminum SRT design wheels
- ParkView® Rear Back-up Camera* /Park-Sense Rear Park Assist*
- Bright pedals
- Carbon-fibre aluminum interior accents
- Performance tuned suspension
- Brembo® four piston performance brakes
- Severe duty engine cooling
- Knock-back mitigation

Options

- Driver Confidence Group (AJG)
- Adaptive Cruise Control* Group (AL4)
- Power Sunroof (GWA)
- P245/45ZR20 BSW three-season performance tires (TVH)
- Delete black front fascia accent (AP6)

DODGE CHARGER

PACKAGE DETAILS

Connectivity Group (AA1)

- Leather-wrapped shift knob
- Auto-dimming rearview mirror with microphone
- Bluetooth** streaming audio
- Uconnect hands-free communication with Bluetooth**
- Leather-wrapped steering wheel

Blacktop Package (ADX)

- 300 hp (vs. 292 hp)
- Sport bucket seats
- Gloss black grille with black honeycomb inserts
- Beats by Dr. Dre® sound system with 10 amplified speakers with subwoofer and 552-watt amplifier
- Performance suspension
- P245/45R20 BSW all-season performance tires
- Firestone® brand tires
- 20-inch painted aluminum wheels
- Steering wheel-mounted shift control
- Sport mode
- Rear body-colour spoiler

Driver Confidence Group (AIG)

- Auto-dimming exterior driver mirror
- Power heated mirrors, manual folding
- Rain-sensing windshield wipers
- Exterior mirrors courtesy lamps
- SmartBeam™ Headlamps
- Low-Beam HID headlamps
- Centre high mounted stop lamp
- Park-Sense® Rear Park Assist System*
- ParkView® Rear Back-Up Camera*
- Blind-Spot Monitoring* and Rear Cross-Path Detection*

Beats by Dr. Dre® Sound System (AA5)

- 10 amplified speakers with subwoofer
- 552-watt amplifier

Convenience Group II (AHN)

- Remote start system*
- Air conditioning with dual-zone temperature control
- Universal garage door opener*
- Humidity sensor*
- Park-Sense Rear Park Assist System*

Rallye Group (ASC)

- Sport bucket seats
- Beats by Dr. Dre sound system with 10 amplified speakers with subwoofer and 552-watt amplifier
- 300 hp (vs. 292 hp)
- Performance suspension
- P245/45R20 BSW all-season performance tires
- Firestone brand tires
- 20-inch black/red chrome-clad aluminum wheels
- Steering wheel-mounted shift control
- Sport mode
- Rear body-colour spoiler

All-Wheel Drive

- Active transfer case with front axle disconnect
- 3.06 rear axle ratio
- 19-inch polished aluminum wheels

Driver Convenience Group (AIV)

- Ventilated front seats
- Auto-dimming exterior driver mirror
- Power heated mirrors, manual folding
- Radio/driver seat/mirrors memory
- Auto adjust-in-reverse exterior mirrors
- Power tilt/telescopic steering column
- Power adjustable pedals with memory

Super Track Pak (AWD)

- Three-mode Electronic Stability Control*
- Four-wheel disc antilock heavy duty brakes
- Performance steering
- Sport suspension
- P245/45R20 BSW performance tires
- Goodyear® tires

Fleet Safety Group (Fleet only) (AF1)

- Blind-Spot Monitoring with Rear Cross-Path Detection*
- Eight-way power driver's seat with four-way lumbar support
- Remote start
- Power heated exterior mirrors, manual folding
- Heated front seats
- Park-Sense Rear Park Assist System*

Leather Interior Group (Fleet only) (AID)


- Leather-faced seating
- Eight-way power driver and passenger seats
- Heated front and rear seats
- Remote start*
- Illuminated rear cup holders
- Front and rear LED map lights

Comfort Seating Group (Fleet only) (AFD)

- Eight-way power driver's seat with four-way power lumbar support
- Heated front seats

Adaptive Cruise Control* Group (AL4)

- Forward Collision Warning*
- Adaptive Cruise Control*
- Heated Steering Wheel





CHRYSLER 300




PRODUCT HIGHLIGHTS

- Best-in-Class mid-size fuel economy⁽¹⁾ (6.4 L/100 km [44 mpg] highway) in a full-size luxury sedan
- Best-in-Class standard V6 horsepower⁽¹⁾
- Premium interior with available heated and ventilated front seats and heated rear seats
- All-wheel drive with class-exclusive⁽¹⁾ active transfer case with front axle disconnect (available)
- The 2012 Chrysler 300 was a 'Top Safety Pick' from the Insurance Institute for Highway Safety*
- New – 300C V6
- New – 300C Luxury Series V6
- New – Black painted roof option
- New – standard 8-speed transmission on all V6 models
- Real wood/leather-wrapped steering wheel (available)
- 5-year*/100,000-kilometre Powertrain Limited Warranty*
- The 2012 Chrysler 300 was a Consumers Digest Best Buy
- 5-Star Safety Rating from the National Highway Traffic Safety Administration

DID YOU KNOW?

- The 3.6L Pentastar™ VVT V6 is the most technologically advanced V6 ever produced by Chrysler Group LLC
- Best-in-Class⁽¹⁾ power: 292 hp/260 lb-ft torque
- Chrysler 300 has more than 70 safety and security features
- Over 1,000 km on a single tank of gas (V6)*
- Flex Fuel (E85) capable
- Environmentally friendly oil filter
- No-spill oil filtration
- 6-month or 13,000-kilometre oil change intervals



CHRYSLER 300

PAINT



FABRIC



WHEELS



¹Late/Limited availability.

CHRYSLER 300

POWER & FUEL ECONOMY*

Engine	Transmission	Horsepower	Torque (lb-ft)	L/100 km (mpg)	
				City	Highway
3.6L VVT V6	8-speed auto (RWD)	292	260	10.9 (26)	6.4 (44)
3.6L VVT V6	8-speed auto (RWD)	292	260	11.4 (25)	7.3 (39)
5.7L VVT V8 MDS	5-speed auto (RWD)	363	394	13.5 (21)	8.0 (35)
5.7L VVT V8 MDS	5-speed auto (RWD)	363	394	14.4 (20)	8.5 (33)
6.4L SRT® V8	5-speed auto (RWD)	470	470	15.0 (19)	8.7 (32)

SPECIFICATIONS[§]

	300 Touring	300S	300C & 300C Luxury Series	SRT8 (6.4L)
Curb Weight				
RWD, 3.6L, kg (lb)	1814 (3999)	1828 (4029)	N/A	1979 (4365)
AWD, 3.6L, kg (lb)	N/A	1921 (4235)	N/A	
RWD, 5.7L, kg (lb)	-	1962 (4326)	1962 (4326)	
AWD, 5.7L, kg (lb)	-	2048 (4515)	2048 (4515)	
Towing Capacity				
Towing Capacity, max, kg (lb)	454 (1000)			not recommended
Exterior				
Wheelbase	3052 (120.2)			3052 (120.2)
Overall Height (max)	1504 (59.2)			1479 (58.3)
Front Track	1611 (63.4)			1610 (63.4)
Rear Track	1620 (63.8)			1604 (63.1)
Overall Width	1902 (75.0)			1885 (74.2)
Overall Length	5044 (198.6)			5088 (200.3)
Ground Clearance (minimum)	120 (4.7)			111 (4.4)
Interior		Front	Rear	
Head Room	981 (38.6)		963 (37.9)	
Leg Room	1061 (41.8)		1019 (40.1)	
Hip Room	1428 (56.2)		1425 (56.1)	
Shoulder Room	1510 (59.5)		1465 (57.7)	
Capacities				
Cargo Volume, L (cu ft)	461 (16.3)			
Seating Capacity	5			
Fuel Tank Capacity, L (gal)	72.2 (15.9)			
GVWR	3.6L Pentastar™ VVT V6		5.7L HEMI® V8	6.4L HEMI V8
RWD, kg (lb)	2313 (5100)		2404 (5300)	2426 (5350)
AWD, kg (lb)	2494 (5500)		2494 (5500)	

*All dimensions are in millimetres (inches) unless otherwise noted.

MULTIMEDIA CENTRES^Δ



Uconnect™ 8.4 (RE2)

- AM/FM/CD/DVD
- Auxiliary input jack
- Remote USB port
- Sirius XM™ Satellite radio including one-year subscription
- 8.4-inch touch-screen
- SD card slot for music playback



Uconnect 8.4N (RB5)

- Uconnect 8.4 plus:**
- Garmin® GPS navigation*
- MP3 playback capability
- Uconnect with voice command* of phone, radio and music
- Bluetooth® streaming audio

*All disclaimers and disclosures can be found on the inside back cover.

^ΔLate/Limited availability.

[§]Please see the multimedia section for full details. Images shown are for illustration purposes only.

300 TOURING STANDARD EQUIPMENT



POWERTRAIN & PERFORMANCE

- 3.6L Pentastar™ VVT V6 with 8-speed automatic (27E)
- Four-wheel independent suspension
- Electro-hydraulic power steering; rack and pinion
- 2.65 rear axle ratio; 200 mm rear axle
- 160 amp alternator; 730 amp maintenance-free battery

INTERIOR AMENITIES

- Premium cloth seating^{††}
- Power eight-way driver's seat with four-way lumbar adjuster
- Uconnect 8.4; Remote USB port
- SiriusXM Satellite radio including one-year subscription
- Steering wheel-mounted cruise and audio controls
- Leather-wrapped steering wheel and shift knob
- Auxiliary input jack for mobile devices
- Power windows, front one-touch up and down
- Tilt/telescopic steering column
- 60/40 split/folding rear seat
- Acoustic windshield and front side glass
- Customer-defined display monitor
- Air conditioning with dual zone automatic temperature control and air filtering
- Front and rear reading courtesy lamps
- Solar control glass; Humidity sensor
- Sun visors with illuminated vanity mirrors
- Auto-dimming rearview mirror with microphone
- Passenger assist handles, rear illuminated
- Illuminated front cupholders
- Analogue clock
- Remote fuel door release; Power trunklid release

SAFETY & SECURITY

- Electronic Stability Control* with Hill Start Assist and All-Speed Traction Control
- Rain Brake Support; Ready Alert Braking*
- Tire Pressure Monitoring system
- Four wheel disc anti-lock brakes
- Keyless Enter™ 'n Go™ with remote proximity entry
- Reactive front head restraints*
- Supplemental front-seat side air bags*
- Supplemental side-curtain front/rear air bags*
- Driver's inflatable knee-blocker air bag*
- Advanced multistage front air bags*
- Sentry Key™ anti-theft engine immobilizer
- Speed/sensitive power locks
- Lower anchor and tether for child seats
- Engine block heater

EXTERIOR FEATURES

- P215/65R17 BSW all-season tires
- 17-inch Tech Silver aluminum wheels
- Dual rear exhaust with bright tips
- Automatic, bi-function halogen projector headlamps
- Fog lamps
- Power heated mirrors, manual folding
- Chrome headlamp bezels
- Front grille with bright surround/liquid chrome bars
- Body-colour exterior mirrors and door handles
- Compact spare tire

OPTIONS

- 27F CPOS
- Uconnect hands-free communication with Bluetooth®*
- Beats by Dr. Dre® Sound System (AA5), (27F only)
- Dual-pane Panoramic Sunroof (GWJ), (27F only)
- Limited Group (AJV), (27F only)
- SafetyTec (AC5) (27F only)
- Uconnect 8.4N (RB5), (27F only)
- All-wheel Drive (27F only)

INTERIOR COLOUR OPTIONS

- Black/Light Frost Beige (-XL)
- Black (-X9)

CHRYSLER 300

300S



- 3.6L Pentastar™ VVT V6/8-speed automatic (27G)
- 5.7L HEMI® VVT V8/5-speed automatic (29G)

Differences/upgrades over 300 Touring:

- Nappa leather-faced seating
- P245/45R20 BSW all-season performance tires
- Heated front seats
- Passenger seat with power four-way lumbar adjuster
- Uconnect™ hands-free communication with Bluetooth*
- Beats by Dr. Dre® sound system including 10 premium speakers and 552-watt amplifier
- Bluetooth streaming audio
- ParkView® Rear Back-up Camera*
- Steering wheel-mounted shift control
- Universal garage door opener*
- Remote start system
- Illuminated rear cupholders
- Centre High Mounted Stop Light
- Black headlamp bezels
- Grille with bright surround/black chrome bars
- Four-wheel independent touring suspension
- 20-inch polished aluminum wheels with black painted pockets
- 180 amp alternator
- Sport mode

Options

- SafetyTec Group (AC5)
- Light Group (ADA)
- Luxury Group (AFF)
- Dual-pane Panoramic Sunroof (GWJ)
- Black Painted Roof^{††} (MXS)
- Uconnect 8.4N (RB5)

AWD Adds/Differences:

- Active transfer case with front axle disconnect
- Four-wheel independent suspension
- 19-inch polished aluminum wheels with black painted pockets
- P235/55R19 BSW all-season performance tires
- 3.07 rear axle ratio (with 3.6L V6)
- 3.06 rear axle ratio (with 5.7L V8)

300C



- 3.6L Pentastar VVT V6/8-speed automatic (27T)
- 5.7L HEMI VVT V8/5-speed automatic (29T)

Differences/upgrades over 300 Touring:

- Luxury Nappa leather-faced seats
- Ventilated front seats
- Heated first- and second-row seats
- Driver's memory: radio, seat, pedals, mirrors
- Heated wood/leather wrapped steering wheel
- Auto adjust in-reverse exterior driver's mirror
- Chrome power multi-function exterior mirrors; manual folding
- Six premium Alpine® speakers with 276-watt amplifier
- Power backlight sunshade
- Driver and passenger lower LED lamps
- Front and rear LED map pockets
- Bright door handles
- Security alarm
- Power tilt/telescopic steering column
- 18-inch chrome clad aluminum wheels
- P225/60R18 BSW touring tires
- Four-wheel independent comfort suspension
- Heated/cooled front console cupholder
- Trunk mat
- Door sill scuff pads
- 180 amp alternator
- Remote start
- ParkView Rear Back-up camera*
- Uconnect hands-free communication with Bluetooth*
- Power front driver and passenger seat with four-way lumbar adjustment
- Illuminated rear cupholders
- Auto-dimming exterior driver mirror
- 300 C Badge
- Universal garage door opener*

Options

- Beats by Dr. Dre Sound System (AA5)
- SafetyTec Group (AC5)
- Light Group (ADA)
- 19-Premium Speaker Group (AY1)
- Dual-pane Panoramic Sunroof (GWJ)
- Uconnect 8.4N (RB5)
- 20-inch Polished Aluminum Wheels (WPM)

AWD Adds/Differences:

- Active transfer case with front axle disconnect
- Four-wheel independent suspension
- 19-inch polished aluminum wheels
- P235/55R19 BSW all-season performance tires
- 3.07 rear axle ratio (with 3.6L V6)
- 3.06 rear axle ratio (with 5.7L V8)

300C LUXURY SERIES



- 3.6L Pentastar VVT V6/8-speed automatic (27R)
- 5.7L HEMI VVT V8/5-speed automatic (29R)

Differences/upgrades over 300C:

- Premium Nappa leather-faced interior
- Premium leather interior trim
- Luxury steering wheel
- Luxury front and rear floor mats
- Platinum chrome exterior mirrors
- Platinum chrome mesh grille
- Platinum chrome door handles
- Steering wheel mounted shift controls
- Sport mode
- 20-inch polished aluminum wheels
- P245/45R20 BSW all-season performance tires
- Four-wheel independent touring suspension

Options

- SafetyTec Group (AC5)
- Light Group (ADA)
- Uconnect 8.4N (RB5)
- 19-Premium Speaker Group (AY1)
- Dual-pane Panoramic Sunroof (GWJ)
- Beats by Dr. Dre Sound System (AA5)

AWD Adds/Differences:

- Active transfer case with front axle disconnect
- Four-wheel independent suspension
- 19-inch polished aluminum wheels
- P235/55R19 BSW all-season performance tires
- 3.07 rear axle ratio (with 3.6L V6)
- 3.06 rear axle ratio (with 5.7L V8)

*All disclaimers and disclosures can be found on the inside back cover.

^{††}Late/Limited availability.

CHRYSLER 300

300 SRT8®



- 6.4L HEMI® V8 with MDS/5-speed automatic (21X)

Differences/upgrades over 300C Luxury Series:

- Leather-faced trim seats with preferred suede inserts
- Leather-wrapped steering wheel and shift knob
- Bright pedals
- Real carbon fibre interior accents
- Uconnect™ 8.4N with navigation and SRT Performance Pages
- Park-Sense® Rear Park Assist System
- Body-colour power multi-function, manual folding mirrors
- Adaptive SmartBeam™ HID Headlamps
- Automatic headlamp levelling system
- Rain sensitive windshield wipers
- Black headlamp bezels
- Bright surround/gloss black grille
- Body-colour fascias, door handles, exterior mirrors and spoiler
- High performance, adaptive damping suspension
- Performance tuned steering
- Brembo® four piston performance brakes
- 20-inch aluminum SRT design wheels
- P245/45ZR20 all-season performance tires
- 3.06 rear axle ratio
- 226 mm rear axle
- Three-mode electronic stability control
- Knock-back mitigation
- 220 amp alternator
- Severe duty engine cooling
- Sport Mode 3
- 300 km speedometer
- Engine oil cooler
- Four-wheel independent high performance suspension
- Tire service kit (replaces compact spare)

Options

- SafetyTec (AC5)
- Black Chrome group (AED)
- Leather Interior Group (AJD)
- 19-Premium Speaker Group (AY1)
- Dual-pane Panoramic Sunroof (GWJ)
- Black Painted Roof (MXS)¹⁾
- 245/452R20 BSW all-season performance tires (TVH)

PACKAGE DETAILS

27F CPOS

- Nappa leather-faced seating
- Uconnect hands-free communication* with Bluetooth streaming audio
- Heated front seats
- Illuminated rear cup holders

SafetyTec Group (AC5)

- Auto-dimming exterior driver's mirror
- Power multifunction mirrors, manual folding
- Exterior mirrors with courtesy lamps
- Rain-sensitive windshield wipers
- Exterior mirrors with supplemental signals
- SmartBeam adaptive Bi-Xenon HID headlamps
- Adaptive Cruise Control*/Forward Collision Warning*
- Blind-Spot Monitoring/Rear Cross-Path Detection*
- Park-Sense Rear Park Assist System

Luxury Group (AFF)

- Heated 2nd-row seats
- Power adjustable pedals with memory
- Power backlight sunshade
- Auto-dimming exterior driver mirror
- Power multifunction, manual folding with supplemental signal mirrors
- Radio/driver's seat/mirror memory
- Auto adjust in-reverse exterior mirrors
- Heated steering wheel
- Power tilt/telescopic steering column
- Heated/cooled front console cup holders
- Driver and front-passenger lower LED lamps
- Front and rear LED map pockets
- Door sill scuff pads
- Trunk mat

Beats by Dr. Dre® Sound System (AA5)

- 10 premium speakers including subwoofer
- 552-watt amplifier

Light Group (ADA)

- SmartBeam HID headlamps with auto levelling
- Rear fog lamps

19 Premium Speaker Group (AY1)

- 19 premium speakers including 900-watt subwoofer
- NOTE: Deletes power backlight sunshade

Leather Interior Group (AJD)

- Premium leather interior trim
- Luxury front and rear floor mats

Black Chrome Group (AED)

- 20-inch black chrome aluminum wheels
- Body-colour fascias with black chrome accents
- Black chrome/gloss black grille

20-inch Polished Aluminum Wheels (WPM)

- P245/45R20 BSW all-season performance tires
- Four-wheel independent touring suspension

Limited Group (AIV)

- 18-inch chrome-clad aluminum wheels
- P225/60R18 BSW touring tires
- ParkView® Rear Back-Up Camera
- Power driver front passenger seats with four-way power lumbar adjustment
- Remote start system
- Security alarm
- Universal garage door opener*
- Centre High Mounted Stop Light

* All disclaimers and disclosures can be found on the inside back cover.
¹⁾Late/Limited availability.



DODGE CHALLENGER



PRODUCT HIGHLIGHTS

- Choice of three world-class powertrains, generating 305 hp, 376 hp, or 470 hp, and delivering up to 39 mpg^{(2)*}
- The 2012 Dodge Challenger was a *Consumers Digest* Best Buy
- Nappa leather-faced seating (available)
- New – Rallye Redline model
- New – Radar Red interior option on SXT Plus, R/T, R/T Classic, Rallye Redline, and SRT8[®] models
- New – Park-Sense[®] Rear Park Assist System standard on SXT Plus, R/T and R/T Classic models
- Steering wheel-mounted paddle shifters (available)
- Best-in-Class cargo capacity⁽¹⁾
- 5-year/100,000-kilometre Powertrain Limited Warranty*
- More than 40 safety and security features

DID YOU KNOW?

- Dodge Challenger offers an available 6.4L 392 SRT[®] HEMI[®] V8 featuring:
 - 470 hp/470 lb-ft of torque
 - Up to 32 mpg (8.7 L/100 km) highway^{(2)*}
 - Zero-to-60 mph (100 km/h) in the 4-second range
 - Quarter-mile in the 12-second range
 - FuelSaver Multi-Displacement (MDS) System (with automatic transmission)
 - Standard 5-speed automatic
 - 6-speed manual transmission (available)
 - Steering wheel-mounted paddle shifters



DODGE CHALLENGER

PAINT



Pitch Black



Bright White



Billet Metallic



Granite Crystal
Metallic



Jazz Blue
Pearl



Redline Tri-Coat
Pearl



Phantom Black
Tri-Coat Pearl¹

FABRIC



Cloth - Dark Slate Grey
Standard on SXT



Nappa leather-faced - Radar Red
Standard on SXT Plus, Rallye Redline,
R/T, and R/T Classic



Nappa leather-faced with perforated
inserts - Dark Slate Grey
Standard on SXT Plus, Rallye Redline, R/T,
and R/T Classic



Nappa leather-faced with
perforated suede microfibre
inserts - Dark Slate Grey
Standard on SRT8¹



Nappa leather-faced
with perforated suede microfibre
inserts - Radar Red
Standard on SRT8

WHEELS



18-inch Aluminum
Standard on SXT and SXT Plus
(WPT)



20-inch Black/Red Chrome-Clad
Aluminum
Standard on Rallye Redline
(WRL)



20-inch Chrome-Clad Aluminum
Standard on R/T
Available on SXT Plus with
Super Sport Group
(WPG)



20-inch Black Painted Aluminum
Standard on R/T Classic
(WRD)



20-inch Polished Aluminum
Available on R/T Classic
(WPX)



20-inch Polished Forged
Aluminum with Black Pockets
Standard on SRT8
(WPA)



20-inch Hyper Black Forged
Aluminum SRT[®] Design
Available on SRT8
(WSJ)

¹Late/limited availability.

DODGE CHALLENGER

POWER & FUEL ECONOMY*

Engine	Transmission	Horsepower	Torque (lb-ft)	L/100 km (mpg)	
				City	Highway
3.6L VVT V6	5-speed automatic	305	268	11.7 (24)	7.3 (39)
5.7L VVT V8	5-speed automatic 6-speed manual	372 376	400 410	13.5 (21) 14.0 (20)	8.0 (35) 8.5 (33)
6.4L 392 SRT® HEMI® V8	5-speed automatic 6-speed manual	470 470	470 470	15.6 (18) 15.0 (19)	9.2 (31) 8.7 (32)

SPECIFICATIONS[§]

	SXT - SXT Plus - Rallye Redline	R/T - R/T Classic	SRT8
Weight	3.6L engine	5.7L engine	6.4L engine
Curb Weight, kg (lb)	1735 (3834)	1852 (4082)	Auto: 1886 (4160)
GVWR			
GVWR	2245 (4950)	2404 (5300)	2404 (5300)
Towing Capacity			
Maximum Towing Capacity, kg (lb)	454 (1000)	454 (1000)	not recommended
Exterior			
Wheelbase	2946 (116.0)	2946 (116.0)	2946 (116.0)
Overall Height	1449 (57.1)	1449 (57.1)	1449 (57.1)
Front Track	1603 (63.0)	1603 (63.0)	1603 (63.0)
Rear Track	1604 (63.1)	1604 (63.1)	1604 (63.1)
Overall Width	1923 (75.7)	1923 (75.7)	1923 (75.7)
Overall Length	5023 (197.7)	5023 (197.7)	5023 (197.7)
Ground Clearance	131 (5.16)	129 (5.06)	122 (4.8)
Interior	Front	Rear	
Head Room	999 (39.3)	950 (37.4)	
Leg Room	1067 (42.0)	829 (32.6)	
Hip Room	1387 (54.6)	1236 (48.6)	
Shoulder Room	1477 (58.2)	1368 (53.9)	
Capacities			
Cargo Volume, L (cu ft)		459 (16.2)	
Seating Capacity		5	
Fuel Tank Capacity, L (gal)		72.2 (15.9)	

*All dimensions are in millimetres (inches) unless otherwise noted.

MULTIMEDIA CENTRES^Δ



Uconnect™ 130 (RES)

- CD/MP3/AM/FM
- Auxiliary input jack



Uconnect 430 (RBZ)

- Uconnect 130 Plus:**
- 6.5-inch touch-screen
 - 28 GB hard drive
 - DVD playback capability
 - USB port on radio



Uconnect 430N (RHB)

- Uconnect 430 Plus:**
- Garmin® GPS navigation
 - SiriusXM™ Satellite radio with one-year subscription
 - SiriusXM Replay, Game Zone™, favourite song/artist alert



Uconnect 730N (RHR)

- Uconnect 430N Plus:**
- Enhanced GPS navigation with dead reckoning, split screen and voice command
 - 20 GB Hard Drive
 - Uconnect with voice command of phone, radio and music
 - Bluetooth® streaming audio
 - Remote USB port
 - iPod® connectivity
 - iPod/USB playback with radio controls

SXT STANDARD EQUIPMENT



POWERTRAIN & PERFORMANCE

- 3.6L Pentastar™ VVT V6 engine with 5-speed automatic (26E)
- Touring suspension
- Electro-hydraulic power steering; rack and pinion
- Rear stabilizer bar
- 2.65 rear axle ratio; 200 mm rear axle
- 160 amp alternator; 730 amp maintenance-free battery
- Heavy duty engine cooling
- Knock-back mitigation

INTERIOR AMENITIES

- Cloth seating, front low-back buckets
- Power six-way driver's seat with four-way lumbar adjust
- Mini carbon design instrument panel bezels
- Uconnect 130 with 6 speakers
- Auxiliary input jack for mobile devices
- Steering wheel mounted cruise and audio controls
- Leather-wrapped steering wheel and shift knob
- Power windows, front one-touch up and down
- Tilt/telescopic steering column
- 60/40 split/folding rear seat
- Air conditioning with automatic temperature control
- Rearview day/night mirror
- Driver and passenger sun visors with mirror
- Power mirrors, manual folding
- Satin silver lock knobs
- Power trunklid release
- Front floor console with armrest
- Rear seat armrest with cup holders
- Electronic Vehicle Information Centre
- Front and rear reading/courtesy lamps
- Illuminated door pulls and front cup holders
- Mini trip computer
- Traveller/mini trip computer

SAFETY & SECURITY

- Electronic Stability Control* with Hill Start Assist and All-Speed Traction Control*
- Four-wheel disc anti-lock brakes with Brake Assist
- Rain Brake Support and Ready Alert Braking
- Hydraulic-assist brake booster
- Reactive front head restraints*
- Lower anchor and tether for child seats (LATCH)
- Supplemental side air bags*
- Advanced multistage front air bags
- Supplemental front-seat side air bags*
- Supplemental side-curtain front/rear air bags*
- Keyless Enter 'n Go™ with remote proximity entry
- Sentry Key® anti-theft engine immobilizer
- Speed-sensitive power locks
- Tire Pressure Monitoring system
- Engine block heater

EXTERIOR FEATURES

- 18-inch aluminum wheels
- P235/55R18 BSW all-season performance Michelin® tires
- Dual rear exhaust with bright tips
- Halogen headlamps
- Satin chrome grille
- Bright fuel-filler door
- Body-colour exterior mirrors, fascias and door handles

OPTIONS

- Sound Group (AAX)
- Mopar, Interior Appearance Group (ACX)
- 3.06 rear axle ratio (DMP)
- SiriusXM™ Satellite radio (RSC)
- Uconnect hands-free communication* with Bluetooth (RSP)
- Delete spare tire (TBF)
- Park-Sense® Rear Park Assist System* (XAA)

INTERIOR COLOUR OPTIONS

- Dark Slate Grey (-DV)

*All disclaimers and disclosures can be found on the inside back cover.

ΔPlease see the multimedia section for full details. Images shown are for illustration purposes only.

DODGE CHALLENGER FEATURES AND OPTIONS

SXT PLUS



- 3.6L Pentastar™ VVT V6/5-speed automatic (26G)

Differences/Upgrades over SXT:

- Leather-faced seating
- Sun visors with illuminated vanity mirrors
- Automatic headlamps
- Fog lamps
- Six Boston Acoustics® speakers with 276-watt amplifier
- SiriusXM™ Satellite radio* with one-year subscription
- Remote USB port
- Auto-dimming rearview mirror with microphone
- Park-Sense® Rear Park Assist system*
- Uconnect hands-free communication with Bluetooth® Streaming Audio*

Options

- Mopar® Interior Appearance Group (ACX)
- Electronics Convenience Group (AFC)
- Super Sport Group (AGL)
- Power Sunroof (GWA)
- Uconnect 430N (RHB)
- Uconnect 730N (RHR)
- 3.06 Rear Axle (DMP)
- Spare Tire Delete (TBF)
- Premium Sound Group (AMA)

RALLYE REDLINE



- 3.6L Pentastar VVT V6/5-speed automatic (26H)

Differences/Upgrades over SXT Plus:

- 20-inch black/red chrome clad aluminum wheels
- P245/45R20 BSW all-season performance tires
- Antilock four-wheel disc performance brakes
- Rear body-colour spoiler
- Red centre stripe
- Performance suspension
- Performance steering
- Sport mode
- Auto-dimming rearview mirror with microphone
- Steering wheel-mounted shift control
- 3.06 rear axle ratio
- 215 mm rear axle

Options

- Mopar Interior Appearance Group (ACX)
- Electronics Convenience Group (AFC)
- Premium Sound Group (AMA)
- Sound Group II (ATL)
- Power Sunroof (GWA)
- Uconnect 430N (RHB)
- Uconnect 730N (RHR)
- Delete Spare Tire (TBF)

R/T




- 5.7L HEMI® VVT V8/TREMEC® 6-speed manual (27J)
- 5.7L HEMI VVT V8 with MDS/5-speed automatic (28J)

Differences/Upgrades over Rallye Redline:

- 20-inch chrome-clad aluminum wheels
- Mini carbon fibre interior accents

Options

- Mopar Interior Appearance Group (ACX)
- Electronics Convenience Group (AFC)
- Mopar Exterior Appearance Group (ALB)
- Super Track Pak (AWD)
- Anti-spin Differential Rear Axle (DSS)
- Power Sunroof (GWA)
- High-Intensity Discharge Headlamps (LMP)
- Rear Spoiler Delete (MX8)
- Black Hood-to-Fender Stripe (M2G)
- Silver Hood-to-Fender Stripe (M2H)
- Red Hood-to-Fender Stripe (M2J)
- Uconnect 430N (RHB)
- Uconnect 730N (RHR)
- Sound Group II (ATL)
- Premium Sound Group (AMA)



DODGE CHALLENGER

R/T CLASSIC



- 5.7L HEMI® VVT V8/TREMEC® 6-speed manual (27M)
- 5.7L HEMI VVT V8 with MDS/5-speed automatic (28M)

Differences/Upgrades over R/T:

- 20-inch black painted aluminum
- Dual black R/T side stripes
- High-intensity discharge headlamps
- Functional hood scoop
- Challenger script badge

Options

- Mopar, Interior Appearance Group (ACX)
- Electronics Convenience Group (AFC)
- Super Track Pak (AWD)
- Anti-spin Differential Rear Axle (DSS)
- Power Sunroof (GWA)
- Dual Red R/T Side Stripes (M2L)
- Dual White R/T Side Stripes (M2M)
- Uconnect™ 430N (RHB)
- Uconnect 730N (RHR)
- Sound Group II (ATL)
- Premium Sound Group (AMA)

SRT8® 392



- 6.4L SRT HEMI V8/TREMEC 6-speed manual (21X)
- 6.4L SRT HEMI V8 with MDS/5-speed automatic (22X)

Differences/Upgrades over R/T Classic:

- Premium leather-faced seating
- 20-inch polished forged aluminum with black painted pockets
- Anti-spin differential rear axle
- Brembo® four-piston antilock performance brakes
- P245/45ZR20 all-season performance tires
- Power heated mirrors, manual folding
- Instrument cluster with SRT® performance pages
- Uconnect 430 with 6.5-inch touch-screen and 28 GB hard drive
- Heated, leather-wrapped steering wheel
- Temperature and compass gauge
- Security alarm
- Dual black centre stripes and 392 badging
- Severe-duty engine cooling and engine oil cooler
- Bright pedals
- Universal garage door opener*
- Tire Pressure Monitoring system
- Performance-tuned steering
- Two-mode adaptive damping suspension

Options

- Mopar Interior Appearance Group (ACX)
- Power Sunroof (GWA)
- Stripe Delete (MM8)
- Dual Silver Centre Stripes (M2G)
- Dual Grey Centre Stripes (M2S)
- P245/45ZR20, P255/45ZR20 Performance Tires (TTX)
- 20-inch Forged Aluminum Hyper Black SRT Design Wheel (WSJ)
- Uconnect 430N (RHB)
- Uconnect 730N (RHR)

PACKAGE DETAILS

Sound Group (AAx)

- Six Boston Acoustics® Speakers
- 276-watt amplifier

Mopar Interior Appearance Group (ACX)

- Mopar, Premium Floor Mats with logo
- Mopar Car Cover
- Mopar Bright Door Sill Guards
- Mopar Bright Pedal Kit
- Mopar T-Grip Shifter (with automatic)

Mopar Exterior Appearance Group (ALB)

- Mopar Decal Kit
- Mopar Hood Scoop
- Mopar Rear Spoiler

Electronics Convenience Group (AFC)

- Power heated mirrors, manual folding
- Temperature and compass gauge
- Security alarm
- Remote start* (Automatic only)
- Universal garage door opener*
- Tire Pressure Monitoring system

Super Sport Group (SS/T) (AGC)

- Performance four-wheel disc antilock brakes
- 3.06 rear axle ratio
- 215 mm rear axle
- Body-colour spoiler
- Performance steering and suspension
- P245/45ZR20 BSW all-season performance tires
- Firestone® brand tires
- 20-inch chrome-clad aluminum wheels
- Steering wheel-mounted shift control
- Sport mode

Super Track Pak (AWD)

- Heavy duty four-wheel disc antilock brakes
- Performance steering with variable displacement
- Sport suspension
- P245/45ZR20 BSW performance tires
- Goodyear® brand tires

Sound Group II (ATL)

- Uconnect 430
- Seven Boston Acoustics speakers
- 368-watt amplifier
- 28 GB hard drive

3.06 Rear Axle Ratio (DMP)

- 215 mm rear axle

Uconnect Hands-Free Communication* (RSP)

- Auto-dimming rearview mirror with microphone
- Bluetooth® streaming audio
- Remote USB port

Delete Spare Tire (TBF)

- Tire service kit

Premium Sound Group (AMA)

- 900-watt amplifier
- 18 premium speakers, including subwoofer
- Delete spare tire
- Tire service kit

Anti-Spin Differential (DSS)

- 226 mm rear axle
- Rear anti-spin differential




MINIVANS/CROSSOVERS

CROSSOVERS

MINIVANS/CROSSOVERS

CHRYSLER CANADA FLEET

MINIVANS



& CROSSLANDERS

GRAND
CARR

DODGE GRAND CARAVAN



PRODUCT HIGHLIGHTS

- Canada's best-selling minivan for over 28 years⁽¹⁾
- One of Canada's Top 5 selling vehicles in 2012⁽²⁾
- 3.6L Pentastar™ VVT V6 is the winner of one of *Ward's* "10 Best Engines" for 2012
- Best-in-Class⁽³⁾ horsepower (283 hp), and up to 36 mpg (7.9 L/100 km) hwy*
- Industry-exclusive 2nd-row Super Stow 'n Go® seating (available)
- Class-exclusive Super Console⁽³⁾ (available)
- Class-exclusive one-touch power folding 3rd-row seats⁽³⁾ (available)
- Class-exclusive tailgate seating system⁽³⁾ (available)
- Class-exclusive heated steering wheel⁽³⁾ (available)
- Class-exclusive Stow 'n Place™ Roof-Rack System⁽³⁾ (available)
- Most concealed storage space in its class⁽³⁾
- Premium interior with soft-touch surfaces
- Class-exclusive⁽³⁾ Rear Cross-Path Detection* (available)
- Power sliding doors and power liftgate (available)
- Power adjustable pedals (available)
- Remote start (available)
- 2nd- and 3rd-row retractable window shades (available)
- Power 2nd-row windows/rear-quarter vents (available)
- Trailer Sway Damping

DID YOU KNOW?

- The 2012 Grand Caravan was a Consumers Digest Best Buy
- The 2012 Dodge Grand Caravan was a 'Top Safety Pick' by the Insurance Institute for Highway Safety
- The industry's most versatile passenger and cargo vehicle⁽⁴⁾
- Most awarded minivan ever⁽⁵⁾
- Best-in-Class towing⁽³⁾
- Best-in-Class cargo capacity⁽³⁾
- First minivan with Blu-ray^{(3)†}
- Industry-exclusive 2nd-row Super Stow 'n Go seating available
 - Simple one-touch operation takes only seconds to stow and go
- Class-exclusive⁽³⁾ Fuel Economizer Mode:
 - Changes transmission shift schedule
 - More gradual return to former cruise control speeds
 - Results in improved fuel economy



*All disclaimers and disclosures can be found on the inside back cover.

†Late/Limited availability.

⁽¹⁾Based on total sales 1984 through December 2011 YTD. ⁽²⁾Based on January through September 2011 R.L. Polk Sales total registrations. Based on total sales. ⁽³⁾Based on *Ward's* 2012 Small Van segmentation. Excludes other Chrysler Group LLC designed and/or manufactured vehicles. ⁽⁴⁾Based on overall cargo and passenger carrying capacity, features, and seating and cargo configurations. ⁽⁵⁾Based on automotive awards for minivan 1984 through 2011.

DODGE GRAND CARAVAN

PAINT



Brilliant Black
Crystal Pearl

Redline Pearl

Stone White

True Blue Pearl

Billet Metallic

Maximum Steel
Metallic

Sandstone Pearl™

Blue Streak Pearl

FABRIC




Cloth - Black
Standard on CVP, SXT, and Crew

Cloth - Light Greystone
Standard on CVP, SXT, and Crew

Cloth - Sandstorm
Standard on CVP, SXT, and Crew

**Leather-faced with perforated
inserts - Black with Light Frost**
Beige accent stitching
Standard on Crew Plus



**Leather-faced with perforated inserts -
Light Greystone**
Standard on Crew Plus

**Leather-faced with perforated inserts -
Sandstorm**
Standard on Crew Plus

**Leather-faced with perforated inserts -
Black with Red accent stitching**
Standard on R/T

WHEELS AND WHEEL COVERS



16-inch Wheel Cover
Standard on CVP and SXT
(W6D)



16-inch Aluminum
Standard on SE Plus
(WNF)



17-inch Aluminum
Standard on SXT Plus
(WGH)



17-inch Aluminum
Standard on Crew and Crew Plus
(WGF)



17-inch Satin Carbon Aluminum
Standard on R/T
(WGC)



Properly secure cargo.
*Late/Limited availability.

DODGE GRAND CARAVAN

POWER & FUEL ECONOMY*

				L/100 km (mpg)	
Engine	Transmission	Horsepower	Torque (lb-ft)	City	Highway
3.6L VVT V6	6-speed automatic	283	260	12.2 (23)	7.9 (36)

SPECIFICATIONS[§]

Weight

Curb Weight 3.6L V6 VVT, kg (lb)	2050 (4510)
GVWR, kg (lb)	2744 (6050)

Towing

Towing Capacity, max, kg (lb)	1633 (3600)
-------------------------------	-------------

Exterior

Wheelbase	3078 (121.2)
Overall Height	1725 (67.9)
Front Track	1666 (65.6)
Rear Track	1647 (64.8)
Overall Width	1998 (78.7)
Overall Width with Side Mirrors	2247 (88.5)
Overall Length	5151 (202.8)
Ground Clearance	142 (5.6)

Interior

	Front	Second	Third
Head Room	1012 (39.8)	999 (39.3)	963 (37.9)
Leg Room	1034 (40.7)	926 (36.5)	830 (32.7)
Hip Room	1485 (58.4)	1651 (65.0)	1238 (48.7)
Shoulder Room	1619 (63.7)	1628 (64.1)	1575 (62.0)

Capacities

Cargo, Behind 3 rd Row, L (cu ft)	4072 (143.8)
Cargo, Behind 2 nd Row with 3 rd Row Folded, L (cu ft)	2359 (83.3)
Cargo, Behind Front Row with Rear Seats Folded, L (cu ft)	934 (33.0)
Seating Capacity	7
Volume Index, L (cu ft)	5544 (195.8)
Fuel Tank Capacity, L (gal)	76 (16.7)

[§]All dimensions are in millimetres (inches) unless otherwise noted.

MULTIMEDIA CENTRES^Δ



Uconnect™ 130 (RES)

- CD/MP3/AM/FM
- Auxiliary input jack



Uconnect 430 (RBZ)

Uconnect 130 Plus:

- 6.5-inch touch-screen
- 28 GB hard drive
- DVD playback capability
- USB port on radio



Uconnect 430N (RHB)

Uconnect 430 Plus:

- Garmin® GPS Navigation*
- SiriusXM™ Satellite radio with one-year subscription*
- SiriusXM Replay, Game Zone™, favourite song/artist alert



Uconnect 730N (RHR)

Uconnect 430N Plus:

- Enhanced GPS navigation* with dead reckoning, split screen, and voice command
- 20 GB Hard Drive (vs. 28 GB)
- Uconnect™ with voice command* of phone, radio and music
- Bluetooth® streaming audio
- Remote USB port
- iPod® connectivity
- iPod/USB playback with radio controls

CVP STANDARD EQUIPMENT



POWERTRAIN & PERFORMANCE

- 3.6L Pentastar™ VVT V6 engine/6-speed automatic transmission (29E)
- Touring suspension

INTERIOR AMENITIES

- Cloth low-back bucket seats
- 2nd row bench seats with rear Stow 'n Go® 60/40
- Uconnect 130 with four speakers
- 12 volt auxiliary power outlet
- 12 volt DC front and rear power outlets
- Luxury steering wheel with mounted audio and cruise controls
- Tilt/telescopic steering column
- Front courtesy/map lamps
- Tinted glass windows
- Air conditioning with dual zone temperature control
- Overhead console
- Dual glove boxes
- Lower instrument panel with cubby bin
- Sliding door alert warning
- Rearview day/night mirror
- Outside temperature display in odometer
- Carpeting in the floor and cargo area
- Rear window wiper/washer
- Fuel optimizer calibration

SAFETY & SECURITY

- Advanced multistage front air bags*
- Supplemental front-seat side air bags*
- Supplemental side curtain air bags*
- Driver's knee blocker air bag*
- Electronic Stability Control* with All-Speed Traction Control and Trailer Sway Damping
- Four-wheel disc antilock brakes
- Reactive front head restraints*
- Child seat anchor system (LATCH)
- Keyless entry
- Sentry Key® anti-theft engine immobilizer
- Tire pressure monitoring warning lamp
- Engine block heater

EXTERIOR FEATURES





- 16-inch wheels with covers
- P225/65R16 BSW all season tires
- Compact spare tire
- Power locks
- Power front windows, driver one-touch
- Body-colour fascias
- Black, power heated mirrors, manual folding
- Black/bright grille
- Black door handles and sill applique
- Halogen quad headlamps with time delay off
- Accent bodyside moulding

OPTIONS

- Climate Group (AAA)
- Uconnect Hands-Free Group (AAJ)
- SE Plus Group (ALY)
- Easy clean floor mats (CL9)
- Black Side Roof Rails with Integrated Crossbars (MW1)
- Uconnect 430N (RHB)
- SiriusXM Satellite radio with one-year subscription* (RSC)
- Eight-way Power Driver's Seat (Fleet only) (JPR)
- Delete Spare Tire (Fleet only) (TBF)
- Load Levelling and Height Control (Fleet only) (SER)
- Security Alarm (Fleet only) (LSA)
- Smoker's Group (Fleet only) (AWS)

*All disclaimers and disclosures can be found on the inside back cover. Please see the multimedia section for full details. Images shown are for illustration purposes only.

DODGE GRAND CARAVAN

SXT	CREW	CREW PLUS	R/T
 <ul style="list-style-type: none"> • 3.6L Pentastar™ VVT V6/6-speed automatic (29G) <p>Differences/Upgrades over CVP:</p> <ul style="list-style-type: none"> • 2nd-row Super Stow 'n Go® • 3rd-row Stow 'n Go with tailgate seats • Body-colour bodyside moulding • Body-colour door handles • Black side roof rails with integrated crossbars • Easy clean floor mats • Floor console with cup holders • Stow 'n Go badge • Sunscreen glass <p>Options</p> <ul style="list-style-type: none"> • Climate Group (AAA) • Uconnect™ Hands-Free Group* (AAJ) • SXT Plus Group (AAY) • Security Group (AJB) • Power Convenience Group I (AJP) • Entertainment Group #1 (AT1) • Entertainment Group #4 (AT4)¹¹ • Power Window Group (AWH) • Uconnect 430N (RHB) • Uconnect 730N (RHR) • Eight-way Power Driver's Seat (JPR) • SiriusXM™ Satellite radio* with one-year subscription (RSC) • Trailer Tow Group (AHT) • Delete 3rd-row Seats (Fleet Only) (CF9) • Delete Spare Tire (Fleet only) (TBF) • Security Alarm (Fleet only) (LSA) • Smoker's Group (Fleet only) (AWS) • Load Levelling and Height Control (SER) 	 <ul style="list-style-type: none"> • 3.6L Pentastar VVT V6/6-speed automatic (29K) <p>Differences/Upgrades over SXT:</p> <ul style="list-style-type: none"> • 17-inch aluminum wheels • Leather-wrapped shift knob • Leather-wrapped steering wheel • Bright bodyside moulding • Bright belt mouldings • Body-colour sill appliqué • Bright side roof rails with integrated crossbars • Body-colour exterior mirrors • Electronic Vehicle Information Centre • Fog lamps • Air conditioning with tri-zone automatic temperature control • Super Console • Cup holders with overhead illumination • Eight-way power driver's seat • Power windows, front one-touch • Power 2nd row windows • Power quarter-vented windows • Power adjustable pedals • Six speakers • Illuminated front-door storage • Crew badge <p>Options</p> <ul style="list-style-type: none"> • Electronics Convenience Group (AFC) • Trailer Tow Group (AHT) • Passenger Convenience Group (AJA) • Security Group (AJB) • Power Convenience Group I (AJP) • Driver Convenience Group (AJV) • Safety Sphere Group (AJ1) • Light and Storage Group (ALV) • Entertainment Group #1 (AT1) • Entertainment Group #4 (AT4)¹¹ • Uconnect 430 (RBZ) • Uconnect 430N (RHB) • Uconnect 730N (RHR) • Delete 3rd-row Seats (Fleet only) (CF9) • Delete Spare Tire (Fleet only) (TBF) • Security Alarm (Fleet only) (LSA) • Smoker's Group (Fleet only) (AWS) 	 <ul style="list-style-type: none"> • 3.6L Pentastar VVT V6/6-speed automatic (29L) <p>Differences/Upgrades over Crew:</p> <ul style="list-style-type: none"> • Leather-faced seats • Heated front seats • Power front driver/passenger seats • Power two-way driver lumbar adjustable seat • Right power sliding door • Left power sliding door • Power liftgate • ParkView® Rear Back-Up Camera* • Uconnect 430 • SiriusXM Satellite radio* with one-year subscription • Single rear overhead console system • Overhead storage bins • Overhead ambient surround lighting • Rear swiveling reading/courtesy lamps • Sun visors with illuminated vanity mirror • 115 volt auxiliary power outlet • Auxiliary input jack • Universal garage door opener* <p>Options</p> <ul style="list-style-type: none"> • Trailer Tow Group (AHT) • Passenger Convenience Group (AJA) • Security Group (AJB) • Driver Convenience Group (AJV) • Safety Sphere Group (AJ1) • Entertainment Group #2 (AT2) • Entertainment Group #5 (AT5)¹¹ • Power Sunroof (GWA) • Power Folding 3rd-row Seat (JRI) • Nine Amplified Speakers with Subwoofer (RC3) • Uconnect 430N (RHB) • Uconnect 730N (RHR) • Delete 3rd-row Seats (Fleet only) (CF9) • Delete Spare Tire (Fleet only) (TBF) • Security Alarm (Fleet only) (LSA) • Smoker's Group (Fleet only) (AWS) 	 <ul style="list-style-type: none"> • 3.6L Pentastar VVT V6/6-speed automatic (29N) <p>Differences/Upgrades over Crew Plus (includes no-charge equipment):</p> <ul style="list-style-type: none"> • 17-inch satin carbon aluminum wheels • Performance suspension • Nine amplified speakers with subwoofer • 560-watt amplifier • Body-colour grille • Body-colour bodyside moulding • Black belt mouldings • Auto-dimming rearview mirror with microphone • Heated 2nd-row seats • Heated steering wheel • 2nd- and 3rd-row window shades • Uconnect voice command with Bluetooth** • Bluetooth streaming audio* • Remote USB port • R/T badge • Rechargeable flashlight <p>Options</p> <ul style="list-style-type: none"> • Trailer Tow Group (AHT) • Security Group (AJB) • Safety Sphere Group (AJ1) • Entertainment Group #1 (AT1) • Entertainment Group #4 (AT4)¹¹ • Entertainment Group #5 (AT5)¹¹ • Black Side Roof Rails (MW1) • Uconnect 430N (RHB) • Uconnect 730N (RHR) • Load Levelling and Height Control (SER) • Delete 3rd-row Seats (Fleet only) (CF9) • Delete Spare Tire (Fleet only) (TBF) • Security Alarm (Fleet only) (LSA) • Smoker's Group (Fleet only) (AWS)



*All disclaimers and disclosures can be found on the inside back cover.
¹¹Late/Limited availability.

DODGE GRAND CARAVAN

PACKAGE DETAILS

Climate Group (AAA)

- Air conditioning with manual tri-zone temperature control
- Rear air conditioning with heater

Uconnect™ Hands-Free Group* (AAI)

- Leather-wrapped shift knob
- Auto-dimming rearview mirror with microphone
- Bluetooth® streaming audio
- Uconnect hands-free communication with Bluetooth®*
- Remote USB port
- Leather-wrapped steering wheel with mounted audio controls
- SiriusXM™ Satellite radio* with one-year subscription

SXT Plus Group (AAY)

- Power windows, front one-touch
- Power quarter-vented windows
- 2nd-row power windows
- Body-colour sill appliqué
- 17-inch aluminum wheels

Electronics Convenience Group (AFC)

- 115 volt auxiliary power outlet
- Uconnect 430
- 6.5-inch touch-screen display
- SiriusXM Satellite radio* with one-year subscription
- ParkView® Rear Back-Up Camera*
- 28 GB hard drive

Trailer Tow Group (AHT)

- Load levelling and height control
- Trailer tow wiring harness
- Class II receiver hitch

Smoker's Group (AWS)

- Front and rear ash tray
- Cigar lighter

Safety Sphere Group (A11)

- Auto-dimming rearview mirror with microphone
- Rain-sensitive windshield wipers
- Automatic headlamps
- Blind-Spot Monitoring* with Rear Cross-Path Detection*
- Park-Sense® Rear Park Assist*

Passenger's Convenience Group (A1A)

- 2nd- and 3rd-row window shades
- Heated 2nd-row seats
- Rechargeable flashlight

Power Convenience Group I (A1P)

- Right power sliding door
- Left power sliding door
- Power liftgate
- Power adjustable pedals

Driver Convenience Group (A1V)

- Auto-dimming rearview mirror with microphone
- Heated front seats
- Heated steering wheel
- Bluetooth streaming audio
- Uconnect hands-free communication with Bluetooth®*
- Remote USB port
- 2nd- and 3rd-row window shades
- Heated 2nd-row seats
- Rechargeable flashlight

Light and Storage Group (A1V)

- Overhead storage bins
- Overhead ambient surround lighting
- Rear swiveling reading/courtesy lamps
- Single rear overhead console system
- Sun visors with illuminated vanity mirrors
- Universal garage door opener*

SE Plus Group (ALY)

- Sunscreen glass
- Power quarter-vented windows
- 2nd-row power windows
- Power windows, front one-touch
- 16-inch aluminum wheels

Entertainment Group #1 (AT1)

- 2nd-row overhead DVD console
- 115 volt auxiliary power outlet
- Uconnect 430
- Six speakers
- 6.5-inch touch-screen display
- Wireless headphones
- 2nd-row overhead 9-inch video screen
- Video remote control
- SiriusXM Satellite radio* with one-year subscription
- ParkView Rear Back-Up Camera*
- 28 GB Hard Drive

Entertainment Group #2 (AT2)

- Single disc DVD player
- Wireless headphones
- 3rd-row overhead 9-inch video screen
- 2nd-row overhead 9-inch video screen
- Video remote control
- Uconnect 430
- SiriusXM Satellite radio* with one-year subscription
- 115 volt auxiliary power outlet

Power Window Group (AWH)

- Power windows, front one-touch
- Power quarter-vented windows
- 2nd-row power windows

Power Sunroof (GWA)

- Mini overhead console
- Dual rear overhead mini consoles

Security Group (A1B)

- Security alarm
- Power liftgate (R/T only)
- Remote start system

Nine Amplified Speakers with Subwoofer (RC3)

- 506-watt amplifier

Entertainment Group #4 (AT4)[†]

- 2nd-row overhead DVD console
- 115 volt auxiliary power outlet
- Uconnect 430
- Six speakers
- 6.5-inch touch-screen display
- Wireless headphones
- Video remote control
- Remote USB port
- 2nd-row overhead 9-inch video screen
- High definition; multimedia interface
- SiriusXM Satellite radio* with one-year subscription

Entertainment Group #5 (AT5)[†]

- Blu-ray/DVD Player
- Uconnect 430
- Wireless headphones
- Video remote control
- 115 volt auxiliary power outlet
- 2nd- and 3rd-row overhead 9-inch video screen
- High definition multimedia interface
- SiriusXM Satellite radio* with one-year subscription



*All disclaimers and disclosures can be found on the inside back cover.
[†]Late/Limited availability.
 *Available on R/T model only.



CHRYSLER TOWN & COUNTRY



PRODUCT HIGHLIGHTS

- Pentastar™ VVT V6 is the winner of one of *Ward's* "10 Best Engines" for 2012
- Best-in-Class⁽¹⁾ horsepower of 283, with 36 mpg hwy (7.9 L/100 km)*
- New 17-inch aluminum wheel standard on Touring
- New optional power folding exterior mirrors
- Trailer Sway Damping
- First minivan with Blu-ray technology^{††(1)} (available)
- Class-exclusive Rear Cross-Path Detection,* with audio and visual alerts (available)
- Canada's most luxurious minivan ever⁽¹⁾
- Most innovative minivan in its class⁽¹⁾
- Industry-exclusive 2nd-row Super Stow 'n Go® seating
- Class-exclusive one-touch power-folding 3rd-row seats⁽¹⁾ (available)
- Class-exclusive 3rd-row tailgate seating system⁽¹⁾
- Class-exclusive heated steering wheel⁽¹⁾ (available)
- Class-exclusive Stow 'n Place™ Roof-Rack System⁽¹⁾
- Most concealed storage space in its class⁽¹⁾
- Premium interior with soft-touch surfaces
- Class-exclusive⁽¹⁾ Super Console now standard on all models
- Standard power sliding doors and power liftgate
- Power adjustable pedals
- Remote start system (available)
- 2nd- and 3rd-row retractable window shades (available)
- Power 2nd-row windows and rear quarter vents



DID YOU KNOW?

- The 2012 Chrysler Town & Country was a *Consumers Digest* Best Buy
- The 2012 Chrysler Town & Country was a 'Top Safety Pick' by the Insurance Institute for Highway Safety
- Industry-exclusive 2nd-row Super Stow 'n Go® seating⁽¹⁾
 - Simple one-touch operation that takes only seconds to stow and go
- Class-exclusive⁽¹⁾ Fuel Economizer Mode:
 - Changes the transmission shift schedule
 - Offers slower cruise control "resume"
 - Results in improved fuel economy



*All disclaimers and disclosures can be found on the inside back cover.

⁽¹⁾Based on *Ward's* 2012 Small Van Segmentation. Excludes other vehicles designed and manufactured by Chrysler Group LLC.

^{††}Late/Limited availability.

FLEETCHRYSLER.CA | 1-800-463-3600

CHRYSLER TOWN & COUNTRY

PAINT



Brilliant Black
Crystal Pearl

Maximum Steel
Metallic

Cashmere Pearl¹

Crystal Blue Pearl¹

Billet Metallic

Deep Cherry Red
Crystal Pearl

Stone White

True Blue Pearl¹

FABRIC



Cloth - Black
Standard on Touring


Cloth - Medium Frost Beige
Standard on Touring

Cloth - Light Greystone
Standard on Touring

Torino Leather-faced - Black
Standard on Touring-L



Torino Leather-faced - Medium Frost Beige
Standard on Touring-L



Torino Leather-faced - Light Greystone
Standard on Touring-L



Nappa Leather-faced - Black
Standard on Limited



Nappa Leather-faced -
Medium Frost Beige
Standard on Limited



Nappa Leather-faced - Light Greystone
Standard on Limited

WHEELS



17-inch Aluminum
Standard on Touring
(WFW)



17-inch Tech Silver Aluminum
Standard on Touring-L
(WGZ)



17-inch Polished Aluminum
Standard on Limited
(WGG)

¹Late/Limited availability.

CHRYSLER TOWN & COUNTRY

POWER & FUEL ECONOMY*

				L/100 km (mpg)	
Engine	Transmission	Horsepower	Torque (lb-ft)	City	Highway
3.6L VVT V6	6-speed automatic	283	260	12.2 (23)	7.9 (36)

SPECIFICATIONS[§]

Weight			
GVWR, kg (lb)			2744 (6050)
Curb weight 3.6L VVT V6 kg (lb)			2115 (4652)
Towing			
Towing Capacity, max, kg (lb)			1633 (3600)
Exterior			
Wheelbase			3078 (121.2)
Overall Height			1725 (67.9)
Front Track			1666 (65.6)
Rear Track			1647 (64.8)
Overall Width			1998 (78.7)
Overall Width with Side Mirrors			2247 (88.5)
Overall Length			5151 (202.8)
Ground Clearance			142 (5.6)
Interior			
	Front	Second	Third
Head Room	1012 (39.8)	999 (39.3)	963 (37.9)
Head Room with Sunroof	946 (37.2)	999 (39.3)	963 (37.9)
Leg Room	1034 (40.7)	926 (36.5)	830 (32.7)
Hip Room	1485 (58.4)	1651 (65.0)	1238 (48.7)
Shoulder Room	1619 (63.7)	1628 (64.1)	1575 (62.0)
Capacities			
Cargo, Behind Third Row, L (cu ft)			4072 (143.8)
Cargo, Behind Second Row with Third Row Folded, L (cu ft)			2359 (83.3)
Cargo, Behind Front Row with Rear Seats Folded, L (cu ft)			935 (33.0)
Seating Capacity			7
Volume Index, L (cu ft)			5544 (195.8)
Fuel Tank Capacity, L (gal)			76 (16.7)

[§]All dimensions are in millimetres (inches) unless otherwise noted.

MULTIMEDIA CENTRES^Δ



Uconnect™ 430 (RBZ)

- CD/MP3/AM/FM
- 6.5-inch touch-screen
- 28 GB hard drive
- DVD playback capability
- USB port on radio
- ParkView® Rear Back-up camera*
- Auxiliary input jack



Uconnect 730N (RHR)

- Uconnect 430 plus:**
 - Enhanced GPS navigation* with dead reckoning, split screen, and voice command
 - 20 GB Hard Drive (vs. 28 GB)
- Uconnect™ with voice command* of phone, radio, and music
- Bluetooth® streaming audio
- Remote USB port
- iPod® connectivity
- iPod/USB playback with radio controls
- SiriusXM™ Satellite radio with one-year subscription*
- SiriusXM Replay, Game Zone™, favourite song/artist alert

TOURING STANDARD EQUIPMENT



POWERTRAIN & PERFORMANCE

- 3.6L Pentastar™ VVT V6/6-speed automatic (29K)
- Touring suspension

INTERIOR AMENITIES

- 2nd row Super Stow 'n Go® with fold-in-floor
- 3rd row Stow 'n Go with tailgate seating
- Eight-way power driver seat, two-way driver lumbar adjust
- Uconnect 430 with six speakers
- SiriusXM Satellite radio with one-year subscription*
- Leather-wrapped steering wheel with mounted audio and cruise controls
- Tilt/telescopic steering column
- Auxiliary input jack for mobile devices
- 12 volt auxiliary power outlet
- 12 volt dc front and rear power outlets
- 115 volt auxiliary power outlet
- Power liftgate and sliding doors with alert warning
- Overhead ambient surround lighting
- Illuminated front door storage
- Cup holders with overhead illumination
- Tri-zone automatic temperature control and air filtering
- Super Console
- Overhead storage bins and console
- Lower instrument panel with cubby bin
- Dual glove boxes
- Electronic Vehicle Information Centre
- Power adjustable pedals
- Universal garage door opener*

SAFETY & SECURITY

- Advanced multistage front air bags*
- Supplemental front-seat side air bags*
- Supplemental side curtain air bags*
- Driver's knee blocker air bag*
- ParkView® Rear Back-up Camera*
- Electronic Stability Control* with All-Speed Traction Control and Trailer Sway Damping
- Child seat anchor system (LATCH)
- Keyless entry
- Sentry Key® anti-theft engine immobilizer
- Tire pressure monitoring warning system
- Engine block heater

EXTERIOR FEATURES

- 17-inch aluminum wheels
- P225/65R17 BSW A/S touring tires
- Power locks and front, 2nd row, and rear quarter windows
- Body-colour door handles and fascias
- Body-colour, power heated mirrors, manual folding
- Bright grille with Chrysler wing badge
- Automatic quad halogen headlamps with time delay off
- Premium fog lamps
- Black side roof rails with integrated crossbars

OPTIONS

- SafetyTec (AC5)
- Trailer Tow Group (AHT)
- Passenger's Convenience Group (AJA)
- Security Group (AJB)
- Driver Convenience Group (AJV)
- Entertainment Group #2 (AT2)
- Entertainment Group #5 (AT5)**
- Power Sunroof (GWA)
- Keyless Enter 'n Go™ with proximity entry (GX4)
- Uconnect 730N (Fleet only) (RHR)
- Delete 3rd-row seats (Fleet only) (CF9)
- Delete spare tire (Fleet only) (TBF)
- Security Alarm (Fleet only) (LSA)
- Smoker's Group (Fleet only) (AWS)

*All disclaimers and disclosures can be found on the inside back cover.

**Late/Limited availability.

ΔPlease see the Multimedia section for full details. Images shown are for illustration purposes only.

CHRYSLER TOWN & COUNTRY

TOURING-L



- 3.6L Pentastar VVT V6/6-speed automatic (29J)

Differences/Upgrades over Touring:

- Leather-faced seats
- Heated front seats
- Power front driver/passenger seats
- Power two-way driver lumbar adjustable seat
- Remote start
- 2nd- and 3rd-row window shades
- Tire pressure monitoring display
- Security alarm

Options

- SafetyTec (AC5)
- Trailer Tow Group (AHT)
- Driver Convenience Group (AIV)
- Premium Group (ANF)
- Entertainment Group #2 (AT2)
- Entertainment Group #5 (AT5)¹
- Power Sunroof (GWA)
- Keyless Enter 'n Go[™] with proximity entry (GX4)
- Uconnect[™] 730N (RHR)
- Delete 3rd-row Seats (Fleet only) (CF9)
- Delete Spare Tire (Fleet only) (TBF)
- Smoker's Group (Fleet only) (AWS)

LIMITED



- 3.6L Pentastar VVT V6/6-speed automatic (29X)

Differences/Upgrades over Touring-L:

- Luxury leather-faced seats
- 17-inch polished aluminum wheels
- Wood/leather-wrapped steering wheel
- Heated steering wheel
- Power eight-way driver's seat with memory power/eight-way passenger seats
- Heated 2nd-row seats
- Uconnect hands-free communication with Bluetooth[™]*
- Bluetooth streaming audio
- Nine amplified speakers with subwoofer
- 506-watt amplifier
- Bright door handles
- Bright side roof rails with integrated crossbars
- Keyless Enter 'n Go with proximity entry
- Park-Sense[™] Rear Park Assist System*
- Blind-Spot Monitoring* with Rear Cross-Path Detection*
- Rain-sensitive windshield wipers
- SmartBeam[™] headlamps
- Auto-dimming exterior driver mirror
- Power folding multifunction mirrors
- Auto-dimming rearview mirror with microphone
- Chrome exterior mirrors with supplemental signals and memory
- High-intensity discharge headlamps
- Limited badge
- Remote USB port
- Power adjustable pedals with memory

Options

- Trailer Tow Group (AHT)
- Entertainment Group #2 (AT2)
- Entertainment Group #5 (AT5)¹
- Power Sunroof (GWA)
- Power Folding 3rd-row Seat (JRJ)
- Uconnect 730N (RHR)
- Delete 3rd-row Seats (Fleet only) (CF9)
- Delete Spare Tire (Fleet only) (TBF)
- Smoker's Group (Fleet only) (AWS)

PACKAGE DETAILS

SafetyTec (AC5)

- Auto-dimming rearview mirror
- Power multifunction mirrors, manual folding
- Rain-sensitive windshield wipers
- SmartBeam headlamps
- Tire pressure monitoring display
- Blind-Spot Monitoring* with Rear Cross-Path Detection*
- Park-Sense Rear Park Assist*

Trailer Tow Group (AHT)

- Load levelling and height control
- Trailer tow wiring harness
- Class-II receiver hitch

Smoker's Group (AWS)

- Front and rear ash tray
- Cigar lighter

Passenger's Convenience Group (AIA)

- 2nd- and 3rd-row window shades
- Heated 2nd-row seats

Security Group (AIB)

- Security alarm
- Remote start

Driver Convenience Group (AIV)

- Auto-dimming rearview mirror with microphone
- Heated front seats
- Heated steering wheel
- Bluetooth streaming audio
- Uconnect hands-free communication with Bluetooth*
- Remote USB port

Premium Group (ANF)

- Heated 2nd-row seats
- Power folding 3rd-row seat

Entertainment Group #2 (AT2)

- Auto-dimming rearview mirror with microphone
- Single-disc DVD player
- Wireless headphones
- 3rd-row overhead 9-inch video screen
- 2nd-row overhead 9-inch video screen
- Video remote control
- Bluetooth streaming audio
- Uconnect hands-free communication with Bluetooth*
- Remote USB port

Power Sunroof (GWA)

- Mini overhead console
- Dual rear overhead mini consoles

Keyless Enter 'n Go (GX4)

- Bright door handles

Entertainment Group #5 (AT5)¹

- Blu-ray DVD player
- Wireless headphones
- Video remote control
- 2nd and 3rd-row 9-inch VGA video screens
- Two remote USB ports
- One HDMI port
- 115-volt auxiliary outlet
- High definition multimedia interface (HDMI)



*All disclaimers and disclosures can be found on the inside back cover.
¹Late/Limited availability.

DODGE JOURNEY



PRODUCT HIGHLIGHTS

- New heated steering wheel (available)
- New Journey SXT with a 2.4L I-4
- New Journey R/T Rallye AWD enhancements
- Best New SUV-Crossover (under \$35,000) award from the Automobile Journalists Association of Canada (AJAC)
- The Pentastar™ VVT V6 was one of *Ward's* "10 Best Engines" of 2012
- 3.6L Pentastar VVT V6 283 hp, 260 lb-ft of torque and up to 36 mpg (7.8 L/100 km) highway*
- Canada's number one selling crossover⁽¹⁾
- Canada's most-affordable mid-size crossover⁽²⁾
- Lowest priced seven-passenger vehicle in Canada with an automatic transmission
- The 2012 Dodge Journey was a 'Top Safety Pick' by the Insurance Institute for Highway Safety
- Premium interior with soft-touch surfaces and ambient lighting
- Keyless Enter 'n Go™ with proximity sensor
- Back doors open 90-degrees for maximum access
- Remote start (available)

DID YOU KNOW?

- Journey is Canada's only crossover that offers a choice of:
 - Front-wheel-drive or all-wheel-drive
 - 4-cylinder or V6 power
 - Seating for five- or seven-passengers (with the available third-row seat)
- Best-in-Class storage⁽²⁾
 - A tri-fold load floor that holds up to 115 kg (250 lb) of cargo
 - 2nd-row in-floor storage with removable wash-out bins
 - Each bin holds up to a dozen, 355 mL cans plus ice
 - Front-passenger fold-flat seat with in-seat storage (available)
 - Full-length floor console with premium armrest and covered storage
 - 60/40 split/folding 2nd-row seat with fore/aft adjustment



DODGE JOURNEY

PAINT



FABRIC



WHEELS AND WHEEL COVERS



17-inch Aluminum
Standard on CVP and SE Plus (WFJ)



17-inch Wheel Covers^{††}
Available on CVP (W7A)



17-inch Tech Silver Aluminum
Standard on SXT (WFE)



19-inch Aluminum
Standard on Crew and R/T AWD
Available on SXT (WPX)



19-inch Chrome-Clad Aluminum
Available on Crew and R/T AWD (WP9)



19-inch Satin Carbon Aluminum
Standard on R/T Rallye AWD (WPY)

^{††}Late/Limited availability.

DODGE JOURNEY

POWER & FUEL ECONOMY*

Engine	Transmission	Horsepower	Torque (lb-ft)	L/100 km (mpg)	
				City	Highway
2.4L I-4	4-speed automatic	173	166	10.8 (26)	7.5 (38)
3.6L VVT V6	6-speed automatic	283	260	12.6 (22)	7.8 (36)
3.6L VVT V6	6-speed automatic - AWD	283	260	13.0 (22)	8.4 (34)

SPECIFICATIONS[§]

Weight (5-passenger)			
Curb Weight 2.4L I-4 engine, kg (lb)	1735 (3818)		
Curb Weight 3.6L V6 engine FWD, kg (lb)	1843 (4054)		
Curb Weight 3.6L V6 engine AWD, kg (lb)	1926 (4238)		
GVWR	5-Passenger		7-Passenger
2.4L I-4 FWD, kg (lb)	2270 (5005)	2404 (5300)	
3.6L V6 FWD, kg (lb)	2313 (5100)	2472 (5450)	
3.6L V6 AWD, kg (lb)	2540 (5600)	2540 (5600)	
Towing Capacity			
Towing Capacity, max, kg (lb)*	1135 (2500)		
Exterior			
Wheelbase	2890 (113.8)		
Overall Height	1693 (66.6)		
Overall Height with Roof Rack	1765 (69.5)		
Front Track	1571 (61.8)		
Rear Track	1582 (62.3)		
Overall Width	1835 (72.2)		
Overall Length	4088 (192.4)		
Ground Clearance (FWD)	202 (8.0)		
Ground Clearance (AWD)	208 (8.2)		
Interior	Front	Second	Third
Head Room	1036 (40.8)	1013 (39.9)	957 (37.7)
Head Room with Sunroof	995 (39.2)	995 (39.2)	957 (37.7)
Leg Room	1036 (40.8)	854 (33.6)	596 (23.4)
Hip Room	1367 (53.8)	1382 (54.4)	1016 (40.0)
Shoulder Room	1460 (57.5)	1444 (56.9)	1105 (43.5)
Capacities			
Cargo, Behind 3 rd Row	303 (10.7)		
Cargo, Behind 2 nd Row (5-passenger)	1121 (39.6)		
Cargo, Behind 2 nd Row with 3 rd Row Folded (7-passenger)	1048 (37.0)		
Cargo, Behind Front Row with Rear Seats Folded	1914 (67.6)		
Seating Capacity	5/7		
Volume Index, L (cu ft) (5-passenger)	3810 (134.6)		
Volume Index, L (cu ft) (7-passenger)	3794 (134)		
Fuel Tank Capacity, 2.4L/3.6L FWD, L (gal)	78 (17.1)		
Fuel Tank Capacity, 3.6L AWD, L (gal)	80 (17.6)		

*All dimensions are in millimetres (inches) unless otherwise noted.

MULTIMEDIA CENTRES^Δ



Uconnect™ 4.3 (RHA)

- 4.3-inch touch-screen
- CD/MP3/AM/FM
- Auxiliary input jack
- Remote USB port



Uconnect 8.4 (RE2)

- Uconnect 4.3S plus:
- 8.4-inch touch-screen
 - DVD playback capability
 - SD card slot for music playback



Uconnect 4.3S (REB)

- Uconnect 4.3 plus:
- SiriusXM™ Satellite radio* with one-year subscription
 - iPod® Connectivity



Uconnect 8.4N (RB5)

- Uconnect 8.4 plus:
- Garmin® GPS Navigation*
 - MP3 playback capability
 - Uconnect with voice command* of phone, radio, and music
 - Bluetooth® streaming audio

CVP STANDARD EQUIPMENT



POWERTRAIN & PERFORMANCE

- 2.4L DOHC 16V I-4/4-speed automatic (22F)
- Normal duty suspension
- Performance steering

INTERIOR AMENITIES

- Premium cloth low-back bucket seats
- Driver height adjustable seat
- 2nd-row reclining/fold flat seat
- 2nd-row 40/60 seat with fore/aft adjust
- Uconnect 4.3
- Six speakers
- Auxiliary input jack for mobile devices
- Remote USB port
- 12 volt DC front and rear power outlets
- Steering wheel-mounted cruise and audio controls
- Tilt/telescopic steering column
- Illuminated cup holders
- 2nd-row in-floor storage bins
- Full-length floor console with premium armrest
- Air conditioning with dual zone temperature control
- Premium instrument cluster with display
- Air filtering
- Electronic Vehicle Information Centre
- Driver and passenger lower LED lamps

SAFETY & SECURITY

- Advanced multistage front air bags*
- Driver's knee blocker air bag*
- Supplemental front-seat side air bags*
- Supplemental side curtain air bags*
- Reactive front head restraints*
- Electronic Stability Control* with Traction Control, Electronic Roll Mitigation and Trailer Sway Damping
- Four-wheel disc antilock brakes with brake assist
- Child seat anchor system (LATCH)
- Engine block heater
- Tire pressure monitoring display
- Keyless Enter™ 'n Go™ with proximity entry
- Sentry Key® anti-theft engine immobilizer

EXTERIOR FEATURES

- 17-inch aluminum wheels
- P225/65R17 BSW all-season touring tires
- Compact spare tire
- Power windows, driver one-touch
- Bright grille
- Quad halogen headlamps
- Incandescent stop/taillamps
- Liftgate flood lamp
- Power locks
- Black power heated mirrors, manual folding
- Body-colour door handles
- Rear window wiper/washer
- Door sill scuff pads

OPTIONS

- Flexible Seating Group (7-passenger seating) (AGV)
- 2nd-row seat with Two Integrated Child Booster Seats* (CFL)
- Front and rear floor mats (CLE)
- Uconnect Hands-free Communication with Bluetooth* (RSP)
- 17-inch Steel Wheels with Covers (W7A)†
- Cargo Compartment Cover (Fleet only) (CSC)
- Comfort/Convenience Group (Fleet only) (AFB)
- Smoker's Group (AWS)

*All disclaimers and disclosures can be found on the inside back cover.
†Late/Limited availability.

‡Please see the Multimedia section for full details. Images shown are for illustration purposes only.

DODGE JOURNEY

SE PLUS



- 2.4L DOHC 16V I-4/4-speed automatic (22G)

Differences/Upgrades over CVP:

- Leather-wrapped steering wheel
- Leather-wrapped shift knob
- Body-colour power heated mirrors, manual folding
- LED taillamps
- Front and rear floor mats
- Cargo compartment cover
- Deep-tint sunscreen glass
- Black side roof rails with crossbars

Options

- Flexible Seating Group (7-passenger seating) (AGV)
- 2nd-row Seats with Two Integrated Child Booster Seats* (CFL)
- Uconnect™ 4.3S including SiriusXM™ Satellite radio* with one-year subscription (REB)
- Uconnect Hands-free Communication* with Bluetooth** (RSP)
- Safe and Sound Group (AWX)
- Comfort/Convenience Group (Fleet only) (AFB)
- Smoker's Group (AWS)

SXT



- 2.4L DOHC 16V I-4/4-speed automatic (22K)
- 3.6L Pentastar™ VVT V6/6-speed automatic (28K)

Differences/Upgrades over SE Plus:

- One-touch up and down front windows
- Fog lamps
- Automatic headlamps
- Trip computer with temperature and compass
- Interior observation mirror
- Cargo net
- Passenger-assist handles
- Overhead console
- Security alarm
- Sun visors with illuminated vanity mirrors
- Auto-dimming rearview mirror
- 115-volt auxiliary power outlet
- SXT badge
- Performance fascia

Note: Cargo compartment cover optional

Options

- Navigation and Sound Group (AS4)
- Heated Front Seats (JPM)
- Rear Seat Video Group (AV1)
- Safe and Sound Group (AWX)
- Convenience Group I (AAC)
- Flexible Seating Group (7-passenger seating) (AGV)
- Trailer Tow Prep Group (AHT)
- 2nd-row Seat with Two Integrated Child Booster Seats* (CFL)
- Cargo compartment cover (CSC)
- Power Sunroof (GWG)
- Six-way Power Driver's Seat with four-way lumbar adjust (JPS)
- Six premium speakers with subwoofer (RC9)
- Uconnect 4.3S including SiriusXM Satellite radio* with one-year subscription (REB)
- Uconnect Hands-free Communication* with Bluetooth* (RSP)
- 19-inch Aluminum Wheels (WPX)
- Smoker's Group (AWS)

CREW



- 3.6L Pentastar VVT V6/6-speed automatic (28L)

Differences/Upgrades over SXT:

- 19-inch aluminum wheels
- Heated steering wheel
- Heated front seats
- Forward-fold-flat front-passenger seat with in-seat storage
- Remote start
- Front and rear aimable LED lamps
- Bright side roof rails with crossbars
- Six-way power driver's seat with four-way lumbar adjuster
- Air conditioning with dual-zone automatic temperature control
- Uconnect 8.4 including SiriusXM Satellite radio* with one-year subscription
- Cargo compartment cover
- Crew badge
- Universal garage door opener*

Options

- Flexible Seating Group (7-passenger seating) (AGV)
- Trailer Tow Prep Group (AHT)
- Rear Seat Video Group I (AV1)
- 2nd-row Seat with Two Integrated Child Booster Seats* (CFL)
- Power Sunroof (GWG)
- Six Premium Speakers with Subwoofer (RC9)
- Uconnect Hands-free Communication* with Bluetooth* (RSP)
- 19-inch Chrome-Clad Aluminum wheels (WP9)
- Driver Convenience Group (AJV)
- Navigation and Sound Group (AS4)
- Smoker's Group (AWS)

DODGE JOURNEY

R/T AWD



- 3.6L Pentastar™ VVT V6/6-speed automatic (28X)

Differences/Upgrades over Crew:

- Leather-faced seating
- All-Wheel Drive
- Bright door handles
- Six premium speakers with subwoofer
- R/T Badge

Options

- Flexible Seating Group (7-passenger seating) (AGV)
- Trailer Tow Prep Group (AHT)
- Rear Seat Video Group I (AV1)
- 2nd-row Seat with Two Integrated Child Booster Seats* (CFL)
- Power Sunroof (GWG)
- Uconnect™ Hands-free Communication with Bluetooth* (RSP)
- 19-inch Chrome-Clad Aluminum Wheels (WP9)
- Driver Convenience Group (AJV)
- Navigation and Sound Group (AS4)
- Smoker's Group (AWS)

R/T RALLYE AWD



- 3.6L Pentastar VVT V6/6-speed automatic (28P)

Differences/Upgrades over R/T AWD:

- Black leather-faced seating with perforated inserts
- 19-inch satin carbon wheels
- Red accent stitching on seats, door trim, and dimpled leather-wrapped steering wheel and shift knob
- Performance suspension
- Firm feel steering
- Body-colour grille and door handles
- Uconnect hands-free communication with Bluetooth*
- Auto-dimming rearview mirror with microphone

Note: Roof rack optional

Options

- Flexible Seating Group (7-passenger seating) (AGV)
- Trailer Tow Prep Group (AHT)
- Rear Seat Video Group I (AV1)
- 2nd-row Seat with Two Integrated Child Booster Seats* (CFL)
- Power Sunroof (GWG)
- Black Side Roof Rails with Crossbars (MW1)
- Driver Convenience Group (AJV)
- Navigation and Sound Group (AS4)
- Smoker's Group (AWS)

PACKAGE DETAILS

Flexible Seating Group (7-Passenger Seating) (AGV)

- 3rd-row 50/50 fold/reclining seat
- Easy-entry system seat
- 2nd-row 40/60 Tilt 'n Slide® seat
- Air conditioning with tri-zone temperature control
- Rear air conditioning/heater

Uconnect Hands-Free Communication with Bluetooth* (RSP)

- Auto-dimming rearview mirror with microphone
- Leather-wrapped steering wheel (CVP only)
- Leather-wrapped shift knob (CVP only)

Convenience Group I (AAC)

- Cargo compartment cover
- Auto-dimming rearview mirror with microphone
- Front and rear aimable LED lamps
- Uconnect hands-free communication with Bluetooth*
- Remote start
- Universal garage door opener*

Trailer Tow Prep Group (AHT)

- Trailer tow with four-pin connector wiring
- Engine oil cooler

Six Premium Speakers with Subwoofer (RC9)

- Six premium Speakers with Subwoofer
- Portable rechargeable flashlight
- 368-watt amplifier

Rear Seat Video Group I (AV1)

- 2nd-row overhead 9-inch screen
- Six premium speakers with subwoofer
- Video remote control
- Wireless headphones
- Portable rechargeable flashlight

Smoker's Group (AWS)

- Removable ashtray
- Cigar lighter

Comfort/Convenience Group (AFB)

- 2nd-row seat with two integrated child booster seats*
- Front passenger forward fold-flat seat with in-seat storage
- Six-way power driver's seat with four-way lumbar adjust

Driver Convenience Group (AJV)

- Park-Sense® Rear Park Assist*
- ParkView® Rear Back-up Camera*
- Universal garage door opener*

Navigation and Sound Group (AS4)

- Uconnect 8.4N
- Garmin® GPS Navigation*
- Park-Sense Rear Park Assist*
- ParkView Rear Back-up Camera*
- Six premium speakers with subwoofer
- Air conditioning with dual zone automatic temperature
- Portable rechargeable flashlight

Safe and Sound Group (AWX)

- ParkView Rear Back-up Camera*
- Park-Sense Rear Park Assist*
- Uconnect 8.4
- SiriusXM™ Satellite radio with one-year subscription*
- Air conditioning with dual zone automatic temperature control
- Front and rear aimable LED lamps
- Overhead console
- Passenger assist handle
- Sun visors with illuminated vanity mirrors




*All disclaimers and disclosures can be found on the inside back cover.



SPORT UTILITY

SPORT UTILITY





SPORT UTILITY

JEEP®
COMPASS



PRODUCT HIGHLIGHTS

- One of the most affordable SUVs in Canada⁽¹⁾
- Most capable SUV in its class⁽¹⁾
- Unsurpassed maximum towing⁽¹⁾
- Best-in-Class maximum cargo volume⁽¹⁾
- Best-in-Class rear-seat legroom⁽¹⁾
- Classic Jeep styling, plus available features like a sunroof, bright accents, and deep tint sunscreen glass
- Soft-touch interior surfaces
- Garmin® GPS Navigation* (available)
- Leather-faced seating (available)
- A long and enviable lineage of capability and comfort
- 5-year/100,000-kilometre Powertrain Limited Warranty*

DID YOU KNOW?

- Jeep Compass is a true 4x4 with the ability to lock the front and rear axles for capable off-road performance and greater traction on snow or ice
- At 7.2 L/100 km*, no other 4x4 SUV in Canada offers the fuel economy of a Jeep Compass⁽¹⁾
- The available Freedom Drive I® and Freedom Drive II® 4WD systems offer proven Jeep 4x4 all-weather, all-terrain capability
- Jeep vehicles are tested to prove their off-road capability and the distinct Trail Rated® badge is only awarded once strict tests are passed
- Compass with Freedom Drive II Off Road Group is Trail Rated



⁽¹⁾Based on Ward's 2012 small/cross utility segmentation.

*All disclaimers and disclosures can be found on the inside back cover.

JEEP® COMPASS


PAINT



FABRIC



WHEELS AND WHEEL COVERS



[†]Late/Limited availability.

JEEP® COMPASS

POWER & FUEL ECONOMY*

Engine	Transmission	Horsepower	Torque (lb-ft)	L/100 km (mpg)	
				City	Highway
2.0L I-4 DOHC (4x2)	5-speed manual	158	141	9.1 (31)	6.8 (43) ¹¹
2.0L I-4 DOHC (4x2)	CVT	158	141	9.0 (31)	7.3 (39)
2.4L I-4 DOHC (4x2)	5-speed manual	172	165	9.0 (31)	7.0 (40)
2.4L I-4 DOHC (4x2)	CVT	172	165	9.6 (29)	7.4 (38)
2.4L I-4 DOHC (4x4)	5-speed manual	172	165	9.2 (31)	7.2 (39)
2.4L I-4 DOHC (4x4)	CVT	172	165	9.9 (29)	7.7 (37)

SPECIFICATIONS[§]

	Sport/North	Limited
Curb Weight		
2WD, kg (lb)	3107 (1409) - 2.0L manual	3195 (1499) - 2.4L manual
4WD, kg (lb)	3247 (1382) - 2.4L manual	3350 (1520) - 2.4L manual
Towing		
Towing Capacity, max, kg (lb)	907 (2000)	907 (2000)
Exterior		
Wheelbase	2635 (103.7)	2635 (103.7)
Overall Height	1651 (65.0)	1651 (65.0)
Front Track	1520 (59.8)	1520 (59.8)
Rear Track	1520 (59.8)	1520 (59.8)
Overall Width	1812 (71.4)	1812 (71.4)
Overall Length	4448 (175.1)	4448 (175.1)
Ground Clearance / 4WD with Freedom Drive II [®]	206 (8.1) / 231 (9.1)	206 (8.1) / 231 (9.1)
Interior		
	Front	Rear
Head Room	1033 (40.7)	1013 (39.9)
Leg Room	1032 (40.6)	1001 (39.4)
Hip Room	1328 (52.3)	1295 (51.0)
Shoulder Room	1387 (54.6)	1372 (54.0)
Capacities		
	Sport/North	Limited
Cargo, Rear Seat Up	643 (22.7)	643 (22.7)
Cargo, Rear Seat Folded	1519 (53.6)	1519 (53.6)
Seating Capacity	5	5
Interior Volume, L (cu ft)	3511 (124)	3511 (124)
Fuel Tank, 2WD, L (gal)	51.5 (11.4)	51.5 (11.4)
Fuel Tank, 4WD, L (gal)	51.1 (11.2)	51.1 (11.2)
GVWR		
GVWR, kg (lb)	2011 (4435)	2011 (4435)

[§]All dimensions are in millimetres (inches) unless otherwise noted. ¹¹Estimated 2013 Fuel Economy Rating.

MULTIMEDIA CENTRES^Δ



Uconnect™ 130 (RES)

- CD/MP3/AM/FM
- Auxiliary input jack



Uconnect 230 (REQ)

- Uconnect 130 Plus:
- 6 CD/DVD/MP3/AM/FM



Uconnect 430 (RBZ)

- Uconnect 230 Plus:
- 6.5-inch touch-screen
 - 28 GB hard drive
 - DVD playback capability
 - USB port on radio



Uconnect 430N (RHB)

- Uconnect 430 Plus:
- Garmin® GPS Navigation*

SPORT 4x2/4x4 STANDARD EQUIPMENT



POWERTRAIN & PERFORMANCE

- 2.0L I-4 DOHC 16V Dual VVT/5-speed manual (2BD)*
- 2.0L I-4 DOHC 16V Dual VVT/CVT (24D)*
- 2.4L I-4 DOHC 16V Dual VVT/5-speed manual (25D)
- 2.4L I-4 DOHC 16V Dual VVT/CVT (26D)*
- 2.4L I-4 DOHC 16V Dual VVT/CVT II (28D) 4x4 only
- Touring suspension
- Rear stabilizer bar
- Firm feel power steering
- 120 amp alternator, 525 amp maintenance free battery

INTERIOR AMENITIES

- Premium cloth seats
- Uconnect 130 with four speakers
- Auxiliary input jack for mobile devices
- Removable/rechargeable flashlight
- Map/dome reading lamps
- Tilt steering column
- Steering wheel mounted cruise control
- Air filtering
- Outside temperature display
- 12 volt auxiliary power outlet
- Rear 60/40 folding seat
- Power accessory delay
- Fold flat load floor storage
- Full-length floor console
- Bright interior accents

SAFETY & SECURITY

- Advanced multistage front air bags*
- Supplemental front and rear side-curtain air bags*
- Reactive front head restraints*
- Electronic Stability Control* with Electronic Roll Mitigation, Brake Assist, and Hill Start Assist
- Four-wheel antilock brakes, front disc, and rear drum
- Sentry Key® anti-theft engine immobilizer
- Tire Pressure Monitoring system
- Child seat anchor system (LATCH)
- Engine block heater

EXTERIOR FEATURES

- 16-inch machine faced aluminum wheels (with 2.0L)
- P205/70R16 BSW all-season
- 17-inch aluminum wheels (with 2.4L)
- P215/60R17 Firestone BSW touring tires
- Liftgate door with fixed glass
- Manual fold away mirrors
- Bright side roof rails
- Lower bodyside accent cladding
- Halogen headlamps
- Premium fog lamps
- Solar control glass
- Rear window defroster, wiper and washer
- Compass badge

4x4 ADDS

- Freedom-Drive I[®], with 4x4 badge

OPTIONS

- Freedom-Drive II[®] Off-Road Group (AWL) - 4x4 only
- Smoker's Group (AWS)
- SiriusXM[™] Satellite radio group with one-year subscription* (AEY)
- Supplemental front seat-side air bags* (CJ1)
- Air conditioning (HAA)
- Uconnect 230 (REQ)
- Full size spare tire (TBB)
- Manual driver lumbar adjust (Fleet only) (CDL)
- Soft tonneau cover (Fleet only) (CSU)

*All disclaimers and disclosures can be found on the inside back cover.

^ΔPlease see multimedia section for full details. Images shown are for illustration purposes only.

JEEP® COMPASS

NORTH 4x2/4x4



- 2.0L I-4 DOHC 16V Dual VVT/5-speed manual (2BE)
- 2.0L I-4 DOHC 16V Dual VVT/CVT (24E)
- 2.4L I-4 DOHC 16V Dual VVT/5-speed manual (25E)
- 2.4L I-4 DOHC 16V Dual VVT/CVT (26E)
- 2.4L I-4 DOHC 16V Dual VVT/CVT II (28E) (4x4 only)

Differences/Upgrades over Sport:

- Rear 60/40 split recline seat (retail only)
- Driver's seat height adjuster
- Front-passenger forward-fold-flat seat
- Deep-tint sunscreen glass
- Power heated mirrors, manual folding
- Keyless entry
- Illuminated entry
- Air conditioning
- 115 volt auxiliary power outlet
- Power locks, power windows (one-touch-down)
- Body-colour door handles and liftgate appliqué

Options

- Freedom Drive II® Off-Road Group (4x4 Only) (AWL)
- SiriusXM™ Satellite radio* Group with one-year subscription (AEY)
- Sun/Sound Group (AGS)
- Trailer Tow Prep Group (AHC)
- Security and Cargo Convenience Group (AJB)
- North All-Season Group (AL3)
- Premium Sound Group (AMA)
- Smoker's Group (AWS)
- Uconnect™ 430 (RBZ)
- Uconnect 230 (REQ)
- SiriusXM™ Satellite radio with one-year subscription* (RSC)
- Full-size spare tire (TBB)
- P215/65R17 OWL all-terrain tires (TRX)
- Manual driver's lumbar adjuster (Fleet Only) (CDL)
- Soft tonneau cover (Fleet Only) (CSU)
- 2.0L includes 16-inch aluminum wheels

LIMITED 4x2/4x4



- 2.4L I-4 DOHC 16V Dual VVT/5-speed manual (25F)
- 2.4L I-4 DOHC 16V Dual VVT/CVT (26F)
- 2.4L I-4 DOHC 16V Dual VVT/CVT II (28F) (4x4 only)

Differences/Upgrades over North:

- Leather-faced seating
- Manual driver's lumbar adjust
- Heated front seats
- Six-way power driver's seat
- Auto-dimming rearview mirror
- Bright exhaust tip
- Air conditioning with automatic temperature control
- Electronic Vehicle Information Centre
- Body-colour fascias with bright insert
- Leather-wrapped steering wheel with audio controls
- SiriusXM Satellite radio* with one-year subscription
- 18-inch aluminum wheels
- Universal garage door opener*
- Silver interior accents

Options

- Freedom Drive II Off-Road Group (4x4 Only) (AWL)
- Sun/Sound Group (AGS)
- Trailer Tow Prep Group (AHC)
- Security and Cargo Convenience Group (AJB)
- Premium Sound Group (AMA)
- Smoker's Group (AWS)
- Uconnect 430 (RBZ)
- Uconnect 230 (REQ)
- Uconnect 430N (RHB)
- Uconnect hands-free communication with Bluetooth* (RSP)
- Full-size spare tire (TBB)
- 18-inch aluminum wheels (WPC)
- 18-inch chrome-clad aluminum wheels (WPN)
- Soft tonneau cover (Fleet Only) (CSU)

PACKAGE DETAILS

Freedom Drive II Off-Road Group (4x4 Only) (AWL)

- Four-wheel-drive off-road mode
- 140 amp alternator
- Hill descent control
- Brake lock differential
- Driver's seat height adjuster
- All-season floor mats
- Trail Rated® Badge
- Engine oil cooler
- 17-inch aluminum wheels
- P215/65R17 OWL all-terrain tires
- Goodyear® brand tires
- Tow hooks
- Fuel tank skid plate shield
- Transmission/engine oil pan skid plate

SiriusXM Satellite Radio* Group (AEY)

- Auto-dimming rearview mirror with microphone
- SiriusXM Satellite radio* with one-year subscription
- Uconnect hands-free communication with Bluetooth*
- Remote USB port

Smoker's Group (AWS)

- Removable ashtray
- Cigar lighter

Sun/Sound Group (AGS)

- Power express-open/close sunroof
- Nine Boston Acoustics® speakers with two articulating liftgate speakers
- SiriusXM Satellite radio* with one-year subscription
- Leather-wrapped steering wheel with audio controls

Trailer Tow Prep Group (AHC)

- Engine oil cooler
- Trailer tow wiring harness

Security & Cargo Convenience Group (AJB)

- Supplemental front-seat side air bags*
- Heated front seats
- Soft tonneau cover
- Auto-dimming rearview mirror
- Electronic Vehicle Information Centre
- Security alarm*
- Remote start system* (M/H CVT transmission)
- Universal garage door opener*
- Tire Pressure Monitoring System
- Uconnect hands-free communication with Bluetooth (Limited Only)
- Remote USB port (Limited only)

North All-Season Group (AL3)

- Heated front seats
- Steering wheel-mounted audio controls
- Leather-wrapped steering wheel
- Remote start system* (M/H CVT transmission)

Premium Sound Group (AGS)*

- Nine Boston Acoustics® speakers with two articulating liftgate speakers
- Leather-wrapped steering wheel with audio controls



JEEP® PATRIOT



PRODUCT HIGHLIGHTS

- Most affordable SUV in Canada⁽¹⁾
- The 2012 Jeep Patriot was a 'Top Safety Pick'* from the Insurance Institute for Highway Safety when equipped with side seat air bags
- 5-year/100,000-kilometre Powertrain Limited Warranty*
- Garmin® GPS Navigation* (available)
- Leather-faced seating (available)



DID YOU KNOW?

- Best-in-Class 4x4 SUV fuel Economy⁽¹⁾
- Jeep Patriot is the most capable SUV in its class⁽²⁾
- Jeep Patriot is a true 4x4 with the ability to lock the front and rear axles for true off-road performance and greater traction on snow or ice
- Jeep vehicles are tested to prove their off-road capability and the distinct Trail Rated® badge is only awarded once all test are passed
- The available Freedom Drive I® and Freedom Drive II® 4WD systems offer proven Jeep 4x4 all-weather, all-terrain capability
- Patriot with the Freedom Drive II off-road group is Trail Rated



*All disclaimers and disclosures can be found on the inside back cover.

⁽¹⁾Based on Wards 2012 Small/Cross Utility Segmentation.

⁽²⁾When equipped with Freedom-Drive II

JEEP® PATRIOT

PAINT



Black

Deep Cherry
Red Crystal Pearl

Bright Silver
Metallic

Bright White

Winter Chill Pearl

Mineral Grey
Metallic

Black Forest
Green Pearl

True Blue Pearl

FABRIC



Vinyl — Dark Slate Grey
Standard on Sport

Vinyl — Light Pebble Beige
Standard on Sport

Cloth — Dark Slate Grey
Standard on North
Available on Sport

Cloth — Light Pebble Beige
Standard on North
Available on Sport



Leather-faced — Dark Slate Grey with
Light Slate Grey accent stitching
Standard on Limited

Leather-faced — Light Pebble Beige with
Dark Slate Grey accent stitching
Standard on Limited

WHEELS



16-inch Styled Steel
Standard on Sport and North
(WDJ)



17-inch Aluminum
Standard on Limited
Available on Sport and North
(WFW)

JEEP® PATRIOT

POWER & FUEL ECONOMY*

Engine	Transmission	Horsepower	Torque (lb-ft)	L/100 km (mpg)	
				City	Highway
2.0L I4 DOHC (4x2)	5-speed manual	158	141	9.1 (31)	6.8 (42)
2.0L I4 DOHC (4x2)	CVT	158	141	9.0 (31)	7.3 (39)
2.4L I4 DOHC (4x2)	5-speed manual	172	165	9.0 (31)	7.0 (40)
2.4L I4 DOHC (4x4)	5-speed manual	172	165	9.2 (31)	7.2 (39)
2.4L I4 DOHC (4x2)	CVT	172	165	9.6 (29)	7.4 (38)
2.4L I4 DOHC (4x4)	CVT	172	165	9.9 (29)	7.7 (37)

SPECIFICATIONS

	Sport/North	Limited
Weight		
2WD, kg (lb)	1411 (3111) - 2.0L manual	1451 (3199) - 2.4L manual
4WD, kg (lb)	1485 (3273) - 2.4L manual	1518 (3346) - 2.4L manual
Towing		
Maximum Towing Capacity, kg (lb)	907 (2000)	907 (2000)
Exterior		
Wheelbase	2635 (103.7)	2635 (103.7)
Overall Height 2WD/4WD	1663 (65.5) / 1696 (66.8)	1663 (65.5) / 1696 (66.8)
Front Track	1520 (59.8)	1520 (59.8)
Rear Track	1520 (59.8)	1520 (59.8)
Overall Width	1757 (69.2)	1757 (69.2)
Overall Length	4414 (173.8)	4414 (173.8)
Ground Clearance / 4WD with Freedom Drive II	205 (8.1) / 231 (9.1)	205 (8.1) / 231 (9.1)
Interior		
	Front	Rear
Head Room	1040 (41.0)	1013 (39.9)
Leg Room	1032 (40.6)	1001 (39.4)
Hip Room	1328 (52.3)	1295 (51.0)
Shoulder Room	1385 (54.5)	1372 (54.0)
Capacities		
	Sport/North	Limited
Cargo, Rear Seat Up, L (cu ft)	651 (23)	651 (23)
Cargo, Rear Seat Folded, L (cu ft)	1514 (53.5)	1514 (53.5)
Seating Capacity	5	5
Volume Index, L (cu ft)	3522 (124)	3522 (124)
Fuel Tank, 2WD, L (gal)	51.5 (11.4)	51.5 (11.4)
Fuel Tank, 4WD, L (gal)	51.1 (11.2)	51.1 (11.2)
GVWR		
GVWR, kg (lb)	2075 (4575)	2075 (4575)

*All dimensions are in millimetres (inches) unless otherwise noted.

MULTIMEDIA CENTRES^A



Uconnect™ 130 (RES)

- CD/MP3/AM/FM
- Auxiliary input jack



Uconnect 230 (REQ)

- Uconnect 130 Plus:
- 6-CD/DVD/MP3/AM/FM



Uconnect 430 (RBZ)

- Uconnect 230 Plus:
- 6.5-inch touch-screen
- 28 GB hard disc drive
- DVD playback capability
- USB port on radio



Uconnect 430N (RHB)

- Uconnect 430 Plus:
- Garmin® GPS navigation

SPORT STANDARD EQUIPMENT 4x2/4x4



POWERTRAIN & PERFORMANCE

- 2.0L I-4 DOHC 16V Dual VVT/5-speed manual (2BD)
- 2.0L I-4 DOHC 16V Dual VVT/CVT (24D)
- 2.4L I-4 DOHC 16V Dual VVT/5-speed manual (25D)
- 2.4L I-4 DOHC 16V Dual VVT/CVT (26D)
- 2.4L I-4 DOHC 16V Dual VVT/CVT (28D) 4x4 only
- Touring suspension
- Rear stabilizer bar
- Firm-feel power steering
- 120 amp alternator, 525 amp maintenance-free battery

INTERIOR AMENITIES

- Vinyl seating
- Uconnect 130 with four speakers
- Auxiliary input jack for mobile devices
- Removable/rechargeable flashlight
- Illuminated cup holders
- Map/dome reading lamps
- Tilt steering column
- Steering wheel-mounted cruise control
- Outside temperature display
- 12 volt auxiliary power outlet
- Rear 60/40 folding seat
- Power accessory delay
- Fold-flat load floor storage
- Full length floor console
- Bright interior accents
- Luxury front and rear floor mats

SAFETY & SECURITY

- Advanced multistage front air bags*
- Supplemental front and rear side-curtain air bags*
- Reactive front head restraints*
- Electronic Stability Control* with Electronic Roll Mitigation, Brake Assist, and Hill Start Assist
- Four-wheel antilock brakes, front disc and rear drum
- Sentry Key® anti-theft engine immobilizer
- Tire Pressure Monitoring system
- Child seat anchor system (LATCH)

EXTERIOR FEATURES

- 16-inch styled-steel
- P205/70R16 Goodyear® BSW all-season tires
- Liftgate door with fixed glass
- Manual folding mirrors
- Accent colour liftgate applique
- Body-colour grille and fascias
- Halogen headlamps
- Solar control glass
- Rear window defroster
- Rear window wiper/washer

4x4 ADDS

- Freedom-Drive II®
- One inch increase in ride height
- 4x4 badge

OPTIONS

- Tire and Wheel Group (ACF)
- Freedom-Drive II® Off-Road Group (AWL) 4x4 only
- Smoker's Group (AWS)
- SiriusXM® Satellite Radio Group with one year subscription (AEY)*
- Supplemental front seat-side air bags* (CJ1)
- Air conditioning (HAA)
- Uconnect 230 (REQ)
- Full size spare tire (TBB)
- Manual driver lumbar adjust (Fleet only) (CDL)
- Soft tonneau cover (Fleet only) (CSU)
- Premium cloth bucket seats (*C7)

*All disclaimers and disclosures can be found on the inside back cover.

^APlease see the Multimedia section for full details. Images shown are for illustration purposes only.

JEEP® PATRIOT

NORTH 4x2/4x4



- 2.0L I-4 DOHC 16V Dual VVT/5-speed manual (2BE)
- 2.0L I-4 DOHC 16V Dual VVT/CVT (24E)
- 2.4L I-4 DOHC 16V Dual VVT/5-speed manual (25E)
- 2.4L I-4 DOHC 16V Dual VVT/CVT (26E)
- 2.4L I-4 DOHC 16V Dual VVT/CVT II (28E) (4x4 only)

Differences/Upgrades over Sport:

- Premium cloth seating
- Rear 60/40 split recline seat
- Height adjustable driver's seat
- Front passenger forward-fold-flat seat
- Deep-tint sunscreen glass
- Power heated mirrors, manual folding
- Illuminated entry
- Air conditioning
- 115 volt auxiliary power outlet
- Remote keyless entry
- Body-colour door handles
- Fog lamps
- Speed sensitive power door locks
- Power windows with driver one-touch-down
- Body-colour liftgate applique

Options

- Tire and Wheel Group (ACF)
- SiriusXM™ Satellite Radio Group* (AEY)
- Sun/Sound Group (AGS)
- Trailer Tow Prep Group (AHC)
- Security and Cargo Convenience Group (AJB)
- Premium Sound Group (AMA)
- Smoker's Group (AWS)
- Uconnect™ 430 (RBZ)
- Uconnect 230 (REQ)
- SiriusXM Satellite radio* with one-year subscription (RSC)
- Full-size spare tire (TBB)
- North All-Season Group (AL3)
- Freedom-Drive II® Off-Road Group (4x4 only) (AWL)
- Manual driver lumbar adjust (Fleet only) (CDL)
- Security alarm (Fleet only) (LSA)
- Soft tonneau cover (Fleet only) (CSU)

LIMITED 4x2/4x4



- 2.4L I-4 DOHC 16V Dual VVT/5-speed manual (25F)
- 2.4L I-4 DOHC 16V Dual VVT/CVT (26F)
- 2.4L I-4 DOHC 16V Dual VVT/CVT II (28F) (4x4 only)

Differences/Upgrades Over North:

- Leather-faced seating
- 17-inch aluminum wheels
- Four-wheel disc antilock brakes
- Driver manual lumbar adjust
- Heated front seats
- Leather-wrapped park brake handle
- Air conditioning with automatic temperature control
- Six-way power driver's seat
- Electronic Vehicle Information Centre
- Body-colour fascias with bright insert
- Bright side roof rails
- Bright exhaust tip
- Leather-wrapped steering wheel with audio controls
- SiriusXM Satellite radio* with one-year subscription
- Silver interior accents

Options

- Freedom-Drive II Off-Road Group (4x4 only) (AWL)
- Sun/Sound Group (AGS)
- Trailer Tow Prep Group (AHC)
- Security and Cargo Convenience Group (AJB)
- Premium Sound Group (AMA)
- Smoker's Group (AWS)
- Uconnect 230 (REQ)
- Uconnect 430 (RBZ)
- Uconnect 430N (RHB)
- Uconnect hands-free communication with Bluetooth** (RSP)
- Full-size spare tire (TBB)
- Soft tonneau cover (Fleet only) (CSU)

PACKAGE DETAILS

Tire and Wheel Group (ACF)

- 17-inch aluminum wheels
- P215/65R17 OWL all-terrain tires

Freedom Drive II Off-Road Group (4x4 Only) (AWL)

- Four-wheel-drive off-road mode
- 17-inch aluminum wheels
- P215/65R17 OWL all-terrain tires
- 140 amp alternator
- Hill descent control
- Brake-lock differential
- All-season floor mats
- Fog lamps
- Trail-Rated® Badge
- Engine oil cooler
- Tow hooks
- Fuel tank skid plate shield
- Transmission/engine oil pan skid plate
- Driver's seat height adjuster
- Bright exhaust tip
- Full size spare tire (Limited only)

SiriusXM™ Satellite Radio Group* (AEY)

- Auto-dimming rearview mirror with microphone
- SiriusXM™ Satellite radio* with one-year subscription
- Uconnect hands-free communication with Bluetooth**
- Remote USB port

Sun/Sound Group (AGS)

- Power sunroof
- Nine Boston Acoustics® speakers with subwoofer
- Two articulating liftgate speakers
- SiriusXM Satellite radio* with one-year subscription
- Leather-wrapped steering wheel with audio controls

Security and Cargo Convenience Group (AJB)

- Supplemental front-seat side air bags*
- Heated front seats
- Soft tonneau cover
- Auto-dimming rearview mirror
- Electronic Vehicle Information Centre
- Security alarm
- Adjustable roof rail crossbars
- Remote start system* (requires CVT transmission)
- Universal garage door opener*
- Tire Pressure Monitoring system
- Uconnect hands-free communication with Bluetooth** (Limited only)
- Remote USB port (Limited)

Premium Sound Group (AMA)

- Nine Boston Acoustics® speakers with subwoofer
- Steering wheel-mounted audio controls
- Two articulating liftgate speakers
- Leather-wrapped steering wheel

North All-Season Group (AL3)

- Heated front seats
- Steering wheel-mounted audio controls
- Leather-wrapped steering wheel
- P215/60R17 BSW all-season touring tires
- 17-inch aluminum wheels
- Remote start system* (requires CVT transmission)

Trailer Tow Prep Group (AHC)

- Engine oil cooler
- Trailer tow wiring harness



* All disclaimers and disclosures can be found on the inside back cover.

JEEP® WRANGLER



PRODUCT HIGHLIGHTS

- New seat design and materials on all models
- New wheels on Rubicon and Sahara
- New Premium Sunrider® Soft Top
- Pentastar™ VVT V6 engine with 285 hp and 260 lb-ft of torque
- Legendary 4x4 capability
- Ultimate open-air freedom
- Trail Rated®
- Fog lamps and tow hooks
- Command-Trac™ proven 4WD shift-on-the-fly system
- Wrangler Rubicon with Rock-Trac®, heavy duty part-time 4WD system
- Steering wheel-mounted cruise and audio controls
- Power windows and locks (available)
- Automatic temperature control (available)
- Power heated exterior mirrors (available)
- Leather-faced interior with heated front seats (available)
- Body-colour modular three-piece Jeep Freedom Top® hardtop (available)
- 5-year/100,000-kilometre Powertrain Limited Warranty*

DID YOU KNOW?

- Wrangler is the only true off-road 4x4 convertible
- Wrangler exclusives:
 - Removable doors
 - Fold-down windshield
 - Removable carpet and in-floor drain plugs
 - Best-in-Class power (Wrangler)⁽¹⁾
 - Best-in-Class cargo capacity (Wrangler Unlimited)⁽¹⁾
 - Overhead sound bar
 - Modular three-piece Jeep Freedom Top® Hardtop
 - Sunrider® Soft Top

The Jeep Wrangler Rubicon model was named "4x4 of the Decade" by *Four Wheeler* magazine. Wrangler and Wrangler Unlimited Rubicon feature Best-in-Class⁽¹⁾:


- Approach and departure angles
- Ground clearance
- Manoeuvrability
- Water fording



* All disclaimers and disclosures can be found on the inside back cover.
⁽¹⁾ Based on 2012 Ward's small sport/utility segmentation

JEEP® WRANGLER

PAINT



FABRIC



WHEELS



16-inch Slot Spoke Styled Steel
Standard on Sport (WLC)



17-inch Moab Sparkle Silver Aluminum
Standard on Sport S
Available on Sport (WFF)



18-inch Polished Aluminum with Satin Carbon Painted Centre
Standard on Sahara (WFC)



17-inch Polished Aluminum with Mineral Grey Painted Centre
Standard on Rubicon (WFA)



18-inch Polished Aluminum
Available on Sahara (WPT)

ARTICULATION



MANOEUVRABILITY



TRACTION



GROUND CLEARANCE



WATER FORDING*



^{††}Late/Limited availability.

*All disclaimers and disclosures can be found on the inside back cover.

JEEP® WRANGLER

POWER & FUEL ECONOMY*

	Engine	Transmission	Horsepower	Torque (lb-ft)	L/100 km (mpg)	
					City	Highway
Wrangler	3.6L Pentastar™ VVT V6	6-speed manual	285	260	12.7 (22)	9.3 (30)
		5-speed automatic			12.6 (22)	9.5 (30)
Wrangler Unlimited	3.6L Pentastar™ VVT V6	6-speed manual	285	260	13.4 (21)	9.6 (29)
		5-speed automatic			13.2 (21)	10.0 (28)

SPECIFICATIONS^{\$}

	Sport	Sahara	Rubicon	Unlimited Sport	Unlimited Sahara	Unlimited Rubicon
Curb Weights						
Manual Trans, kg (lb)	1754 (3867)	1833 (4042)	1874 (4132)	1923 (4240)	1987 (4382)	2050 (4521)
Automatic Trans, kg (lb)	1759 (3880)	1839 (4056)	1880 (4146)	1929 (4253)	1993 (4395)	2057 (4535)
Towing						
Towing Capacity, max, kg (lb)	907 (2000)			1588 (3500)		
Exterior						
Wheelbase	2423 (95.4)			2946 (116)		
Overall Height (Hardtop)	1801 (70.9)			1799 (70.8)		
Front Track	1572 (61.9)			1572 (61.9)		
Rear Track	1572 (61.9)			1572 (61.9)		
Overall Width (without mirrors)	1873 (73.7)			1876.5 (73.9)		
Overall Length	3881 (152.8)			4404.5 (173.4)		
Front axle to ground clearance	231(9.1)	269 (10.6)	267 (10.5)	229 (9.0)	267 (10.5)	267 (10.5)
Rear axle to ground clearance	224 (8.8)	261 (10.3)	259 (10.2)	221 (8.7)	259 (10.2)	257 (10.1)
Interior						
	Front	Rear		Front	Rear	
Head Room	1049 (41.3)	1024 (40.3)		1048 (41.3)	1025 (40.4)	
Leg Room	1041 (41)	904 (35.6)		1041 (41)	946 (37.2)	
Hip Room	1412 (55.6)	1135 (44.7)		14138 (55.6)	1440 (56.7)	
Front Shoulder Room	1416 (55.8)	1566 (61.6)		1416 (55.8)	1443 (56.8)	
Capacities						
Cargo, Rear Seat Up, L (cu ft)	1599 (56.5)	1599 (56.5)	1599 (56.5)	1313 (46.4)	1313 (46.4)	1313 (46.4)
Cargo, Rear Seat Folded, L (cu ft)	-	-	-	2456 (86.75)	2456 (86.75)	2456 (86.75)
Cargo, Rear Seat Removed, L (cu ft)	1732 (61.2)	1732 (61.2)	1732 (61.2)	-	-	-
Behind Rear Seat, L (cu ft)	485 (17.15)	485 (17.15)	485 (17.15)	-	-	-
Seating Capacity	4	4	4	5	5	5
Fuel Tank Capacity, L (gal)	70 (15.4)	70 (15.4)	70 (15.4)	85 (18.7)	85 (18.7)	85 (18.7)
GVWR, kg (lb)	2223 (4900)	2267 (5000)	2313 (5100)	2249 (5400)	2494 (5500)	2585 (5700)

*All dimensions are in millimetres (inches) unless otherwise noted.

MULTIMEDIA CENTRES^A



Uconnect™ 130 (RES)

- CD/MP3/AM/FM
- Auxiliary input jack



Uconnect 730N (RHR)

Uconnect 430N Plus:

- Enhanced GPS navigation* with dead reckoning, split screen, and voice command
- 20 GB Hard Disc Drive (vs. 28 GB)
- Uconnect™ with voice command* of phone, radio and music
- Bluetooth® streaming audio
- Remote USB port
- iPod® connectivity
- iPod/USB playback with radio controls



Uconnect 430N (RHB)

Uconnect 130 Plus:

- 6.5-inch touch-screen
- 28 GB hard drive
- DVD playback
- USB port on radio
- Garmin® GPS Navigation*
- SiriusXM™ Satellite radio* with one-year subscription
- SiriusXM replay, Game Zone™, and favourite song/artist alert

WRANGLER SPORT STANDARD EQUIPMENT



POWERTRAIN & PERFORMANCE

- 3.6L Pentastar™ VVT V6 with 6-speed manual (238)
- 3.6L Pentastar VVT V6 with 5-speed automatic (248)
- Normal-duty suspension
- Power steering
- 3.21 rear axle ratio
- 160 amp alternator, 600 amp maintenance-free battery
- Command-Trac™ shift-on-the-fly 4WD
- Front and rear stabilizer bars
- Dana® 30 solid front axle, Dana 44 heavy-duty rear axle
- Conventional front and rear differential

INTERIOR AMENITIES

- Cloth seats, front low back bucket
- Driver's seat height adjuster; reclining front seats
- Rear folding seat
- Easy-access passenger seat
- Uconnect 130 with six speakers
- Auxiliary input for mobile devices
- Steering wheel mounted cruise and audio controls
- Tilt steering column
- Rear compartment covered storage and floor mat
- Storage tray
- Wash-out interior with removable carpets and drain plug
- Cargo tie-down loops
- Front floor mats
- Rearview day/night mirror
- Sliding sun visors with mirrors
- Premium instrument cluster with tachometer
- Temperature and compass gauge

SAFETY & SECURITY

- Electronic Stability Control* with Hill Start Assist, Traction Control, and Electronic Roll Mitigation
- Hydraulic-assist brake booster
- Four-wheel disc brakes
- Advanced multistage front air bags*
- Sentry Key® anti-theft engine immobilizer
- Tire Pressure Monitoring system
- Fuel tank and transfer case skid plates
- Engine block heater

EXTERIOR FEATURES

- P225/75R16 BSW Goodyear® on- and off-road tires
- Matching full-size spare tire, exterior mounted
- 16-inch styled steel wheels
- Sunrider® soft top
- Trail-Rated® badge
- Full metal doors with manual windows and door locks
- Manual fold-away mirrors
- Fog lamps and halogen headlamps
- Black front and rear bumpers, and fender flares
- Body-colour grille
- Two front and one rear tow hooks

OPTIONS

- Connectivity Group (AAJ)
- Mopar® Chrome Edition Group (AEE)
- Mopar Premium Chrome Group (AEQ)
- Trailer Tow Group (AHT)
- Black Appearance Group (ALB)
- Smoker's Group (AWS)
- Mopar Slush Mats (CWA)
- 3.73 rear axle ratio (DME)
- Air conditioning (HAA)
- Tubular Side Steps (MRK)
- Modular Freedom Top® Hardtop, Black
- Premium Black Sunrider Soft Top (MX5)
- SiriusXM Satellite radio* (RSC)
- P255/75R17 OWL On-Off-Road Tires (TUF)
- 17-inch Aluminum Wheels (WFF)
- Air Conditioning Bypass (4XA)

INTERIOR COLOUR OPTIONS

- Black seats with Black interior trim (-X9)

*All disclaimers and disclosures can be found on the inside back cover.

†Late/Limited availability.

*Please see the multimedia section for full details. Images shown are for illustration purposes only.

JEEP WRANGLER

WRANGLER AND WRANGLER UNLIMITED SPORT 'S'



- 3.6L Pentastar™ VVT V6/6-speed manual (23S)
- 3.6L Pentastar VVT V6/5-speed automatic (24S)

Differences/Upgrades over Sport 'B':

- Deep-tint sunscreen glass
- Leather-wrapped steering wheel
- Leather-wrapped shift knob
- P255 75R17 OWL on-/off-road tires
- 17-inch aluminum wheels
- No-charge air conditioning (2-door only)
- No-charge SiriusXM™ Satellite radio including one-year subscription (2-door only)

Options

- Connectivity Group (AAJ)
- Mopar® Slush Mats (CWA)
- Modular Jeep® Freedom Top® Hardtop, Black (MX3)
- Mopar Chrome Edition Group (AEE)
- Dual Top Group (AEM)
- Mopar Premium Chrome Group (AEQ)
- Trailer Tow Group/Max Tow Package (AHT/AHQ)
- Power Convenience Group (AJP)
- Black Appearance Group (ALB)
- Smoker's Group (AWS)
- Supplemental Front-Seat Side Air Bags* (CJ1)
- 3.73 Rear Axle Ratio (DME)
- Anti-spin Differential Rear Axle (DSA)
- Half-Metal Doors with Locks (GCH)
- Air Conditioning (HAA)
- Tubular Side Steps (MRK)
- Six Alpine® Speakers with Subwoofer (RC9)
- SiriusXM Satellite radio* with one-year subscription
- Premium Sunrider® Soft Top, Black (MX5)
- P255/70R17 OWL On-/Off-Road Tires (WFF)

WRANGLER AND WRANGLER UNLIMITED SAHARA



- 3.6L Pentastar VVT V6/6-speed manual (23G)
- 3.6L Pentastar VVT V6/5-speed automatic (24G)

Differences/Upgrades over Sport 'S':

- Power windows and locks
- Power heated mirrors
- Air conditioning
- 115-volt auxiliary power outlet
- Automatic headlamps
- Tubular side steps
- Modular Jeep Freedom Top® Hardtop, Black
- Six Alpine speakers with subwoofer
- Heavy duty suspension with gas shocks
- 18-inch polished aluminum wheels with Satin Carbon painted centres
- Body-colour fender flares
- Bright bumper overlays
- Auto-dimming rearview mirror with reading lamp
- P255/70R17 OWL on-/off-road tires
- Bright interior accents

Options

- Leather-faced Seating (includes heated front seats) (*AL)
- Connectivity Group (AAJ)
- Mopar Chrome Edition Group (AEE)
- Dual Top Group (AEM)
- Mopar Premium Chrome Group (AEQ)
- Trailer Tow Group/Max Tow Package (AHT/AHQ)
- Smoker's Group (AWS)
- Supplemental Front-Seat Side Air Bags* (CJ1)
- 3.73 Rear Axle Ratio (DME)
- Antispin Differential Rear Axle (DSA)
- Air Conditioning with Automatic Temperature Control (NAB)
- Heated Front Seats (JPM)
- Modular Jeep Freedom Top Hardtop, body-colour (MX1)
- Uconnect 430N (RHB)
- Uconnect 730N (RHR)
- SiriusXM Satellite radio* with one-year subscription (RSC)
- 18-inch Polished Aluminum Wheels (WPT)
- Remote Start System (Automatic Transmission only) (XBM)
- Mopar Leather Group (AJC)

WRANGLER AND WRANGLER UNLIMITED RUBICON



- 3.6L Pentastar VVT V6/6-speed manual (23R)
- 3.6L Pentastar VVT V6/5-speed automatic (24R)

Differences/Upgrades over Sahara:

- 4:1 Rock-Trac® heavy duty part-time 4WD system
- Dana® 44 heavy-duty front axle
- 4.10 rear axle ratio
- Tru-Lok® front and rear axles
- Rock rails
- Sunrider Soft Top
- Electronic front sway bar disconnect
- 17-inch polished aluminum with Mineral Grey painted pockets
- 32-inch BFGoodrich® tires

Note: Body colour fender flares optional

- Tubular Side Steps not available
- Black Bumper Overlay

Options

- Leather-faced Seats (includes heated front seats) (*AL)
- Connectivity Group (AAJ)
- Dual Top Group (AEM)
- Trailer Tow Group/Max Tow Package (AHT/AHQ)
- Smoker's Group (AWS)
- Supplemental Front-Seat Side Air Bags* (CJ1)
- 4.10 Rear Axle Ratio (DMF) (with Automatic)
- Half-Metal Doors with Locks (GCH)
- Air Conditioning with Automatic Temperature Control (HAB)
- Heated Front Seats (JPM)
- Uconnect 430N (RHB)
- Uconnect 730N (RHR)
- SiriusXM Satellite radio* with one-year subscription (RSC)
- Remote Start System (Automatic Transmission only) (XBM)
- LT265/70R17E OWL on-/off-road Tires (TXH)
- Mopar Leather Group (AJC)

PACKAGE DETAILS

Connectivity Group (AAJ)

- Chrome/leather-wrapped shift knob
- Tire Pressure Monitoring system
- Electronic Vehicle Information Centre
- Uconnect™ voice command with Bluetooth**
- Remote USB port
- Leather-wrapped steering wheel

Mopar Chrome Edition Group (AEE)

- Mopar Chrome Taillamp Guards
- Mopar Chrome Tubular Side Steps
- Mopar Chrome Exhaust Tip
- Mopar Chrome Fuel-Filler Door

Mopar Premium Chrome Group (AEQ)

- Chrome Exterior Mirrors
- Mopar Chrome Grille

Trailer Tow Group (AHT)

- Class-II receiver hitch
- Trailer Tow with 4-pin connector wiring

Max Tow Package (Wrangler Unlimited) (AHQ)

- 3.73 rear axle ratio
- Class II receiver hitch
- Trailer tow with 4-pin connector wiring

Black Appearance Group (ALB)

- Mopar Black Tubular Side Steps
- Mopar Black Taillamp Guards
- Mopar Black Fuel Filler Door

Smoker's Group (AWS)

- Removable ashtray
- Cigar lighter

Power Convenience Group (AJP)

- Power heated mirrors
- Remote keyless entry
- Power locks
- Power windows, front one-touch down
- Security alarm
- Auto-dimming rearview mirror with reading lamp

Half-Metal Doors with Locks (GCH)

- Plastic front-door window and manual locks

Leather-Faced Seats (*AL)

- Heated front seats

Mopar Leather Group (AJC)

- Heated front seats
- Katzkin™ Deluxe Leather Seats, Grey

Dual Top Group (AEM)

- Jeep Freedom Top panel storage bags
- Rear window defroster
- Rear window wiper/washer
- Modular Jeep Freedom Top Hardtop, black
- Sunrider soft top (Sport)
- Premium Sunrider soft top (Standard with Sahara and Rubicon, available on Sport)

JEEP® GRAND CHEROKEE



PRODUCT HIGHLIGHTS

- Most awarded SUV ever⁽¹⁾
- Unsurpassed V6 highway 4x4 fuel economy⁽²⁾
- Best-in-Class V6 driving range⁽²⁾
- Best-in-Class V8 towing⁽²⁾
- Best-in-Class V8 horsepower⁽²⁾
- Most capable mid-size sport utility vehicle ever⁽²⁾
- Most luxurious vehicle in its class⁽²⁾
- The Pentastar™ VVT V6 is one of *Ward's* '10 Best Engines' award winners for 2012
- The 2012 Jeep Grand Cherokee was a 'Top Safety Pick' from the Insurance Institute for Highway Safety
- MOTORING 2012's SUV of the Year over \$40K
- 2012 Best Large Utility from *MotorWeek* Drivers' Choice Awards
- The Grand Cherokee SRT8® was awarded one of the 2012 'Ten Most Fun to Drive Cars' from *The Fast Lane Car*
- 2012 Mid-size Utility of the Year from *Auto123.com*
- Standard four-wheel drive
- CommandView® Dual Pane Panoramic Sunroof (available)
- 5-year/100,000-kilometre Powertrain Limited Warranty*



DID YOU KNOW?

- Jeep® Grand Cherokee was a 2012 *Consumers Digest* Best Buy
- How a *Consumers Digest* Best Buy is selected:
 - *Consumers Digest* auto editors evaluate vehicles on an ongoing basis by getting behind the wheel and driving them
 - Each car, pickup, minivan, SUV and hybrid vehicle is considered against a checklist of various design and performance characteristics. These include:
- Design Factors
 - Styling
 - Interior ergonomics
 - Seating
 - Accessories and amenities
 - Cargo space
 - Fit and finish
- Performance Factors
 - Starting and acceleration
 - Shifting/transmission
 - Steering and handling
 - Braking
 - Ride quality
 - Fuel economy
- Quality Criteria
 - Warranties
 - Repair histories
 - Dealer reputation
 - Crash test results
 - Estimated repair/maintenance costs
 - Annual operating expenses
 - Insurance-industry reputations
 - Estimated resale values


*All disclaimers and disclosures can be found on the inside back cover.

⁽¹⁾Jeep Grand Cherokee has received more awards over its lifetime than any other SUV

⁽²⁾Based on *Ward's* Middle Sport Utility segmentation

JEEP® GRAND CHEROKEE

PAINT



Black Forest Green Pearl



Bright Silver Metallic



Deep Cherry Red Crystal Pearl



Bright White



Brilliant Black Crystal Pearl



Maximum Steel Metallic



Mineral Grey Metallic



True Blue Pearl



Winter Chill Pearl

FABRIC



Cloth - Black
Standard on Laredo E



Cloth - Medium Greystone
Standard on Laredo E




Leather-faced - Black
Standard on Laredo X



Leather-faced - Medium Greystone
Standard on Laredo X



Nappa Leather-faced with perforated suede inserts - Black
Standard on Limited




Nappa Leather-faced with perforated suede inserts - Light Frost Beige
Standard on Limited



Nappa Leather-faced with perforated suede inserts - New Saddle
Standard on Overland*



Nappa Leather-faced with perforated suede inserts - Black
Standard on Overland



Nappa Leather-faced with perforated suede inserts - Light Frost Beige
Standard on Overland



Nappa Leather-faced SRT8* style with perforated suede inserts - Black
Standard on SRT8

WHEELS



17-inch Aluminum
Standard on Laredo E
(WF6)



18-inch Tech Silver Aluminum
Standard on Laredo X
(WPR)



18-inch Polished Aluminum
Standard on Limited
Available on Laredo E, Laredo X, and Overland with Off-Road Adventure II
(WPD)



20-inch Premium Satin Carbon Aluminum
Standard on Overland
Available on Limited
(WPF)



20-inch Premium Satin Carbon Polished Aluminum
Available on Overland
(WRJ)



20-inch Forged Aluminum
Standard on SRT8
(WPJ)

JEEP® GRAND CHEROKEE

POWER & FUEL ECONOMY*

Engine	Transmission	Horsepower	Torque (lb-ft)	L/100 km (mpg)	
				City	Highway
3.6L VVT V6	6-speed automatic	290	260	13.0 (22)	8.8 (32)
5.7L VVT V8 MDS	5-speed automatic	360	390	16.9 (17)	10.2 (28)
6.4L V8 MDS	5-speed automatic	470	465	17.1 (17)	11.4 (25)

SPECIFICATIONS[§]

	Laredo	Limited	Overland®	SRT8®
Curb Weight				
3.6L engine, kg (lb)	2114 (4660)	2201 (4850)	2227 (4910)	6.4L: 2236 (5150)
5.7L engine, kg (lb)	2278 (5020)	2336 (5150)	2364 (5210)	
Towing				
3.6L, max, kg (lb)	2268 (5000)			6.4L: 2268 (5000)
5.7L, max, kg (lb)	3300 (7200)			
Exterior				
Wheelbase	2915 (114.8)			2915 (114.8)
Overall Height (at roof rail/ at antenna)	1761 (69.3) / 1779 (70.0)			1756 (69.1) / 1952 (76.9)
Front Track	1623 (63.9)			1618 (63.7)
Rear Track	1627 (61.4)			1633 (64.3)
Overall Width (including mirrors)	2154 (84.8)			2156 (84.9)
Overall Length	4822 (189.9)			4859 (191.3)
Ground Clearance Minumum	218 (8.6)			211 (8.3)
Interior		Front	Rear	
Head Room	1013 (39.9)		995 (39.2)	
Leg Room	1025 (40.3)		981 (38.6)	
Hip Room	1449 (57.0)		1428 (56.2)	
Shoulder Room	1491 (58.7)		1474 (58.0)	
Capacities				
Cargo, Rear Seat Up, L (cu ft)	993 (35.1)			
Cargo, Rear Seat Folded, L (cu ft)	1945 (68.7)			
Seating Capacity	5			
Fuel Tank Capacity, L (gal)	93 (20.4)			
GVWR	Laredo	Limited	Overland	SRT8
3.6L engine, kg (lb)	2948 (6500)	2948 (6500)	2948 (6500)	6.4L: 2948 (6500)
5.7L engine, kg (lb)	2948 (6500)	3084 (6800)	3084 (6800)	

*All dimensions are in millimetres (inches) unless otherwise noted.

MULTIMEDIA CENTRES^Δ



Uconnect™ 130 (RES)

- CD/MP3/AM/FM
- Auxiliary input jack



Uconnect 430 (RBZ)

Uconnect 130 plus:

- 6.5-inch touch-screen
- 28 GB hard drive
- DVD playback capability
- USB port on radio



Uconnect 430N (RHB)

Uconnect 430 plus:

- Garmin® GPS Navigation*
- SiriusXM™ Satellite radio with one-year subscription*
- SiriusXM Replay, Game Zone™, favourite song/artist alert



Uconnect 730N (RHR)

Uconnect 430N plus:

- Enhanced GPS navigation with voice command, dead reckoning, and split screen
- 20 GB Hard Drive
- Uconnect with voice command of phone, radio and music*
- Bluetooth® streaming audio
- Remote USB port
- iPod® connectivity
- iPod/USB playback with radio controls

LAREDO 'E' STANDARD EQUIPMENT



POWERTRAIN & PERFORMANCE

- 3.6L Pentastar™ VVT V6/5-speed automatic
- Electro-hydraulic power steering; rack and pinion
- Quadra-Trac I™ 4WD system
- 3.09 rear axle ratio
- 195 mm rear and front axle
- 160 amp alternator; 700 amp maintenance-free battery
- Premium insulation with hood insulation

INTERIOR AMENITIES

- Premium cloth low-back bucket seats
- Driver's seat height adjuster
- Power eight-way driver's seat with four-way lumbar adjuster
- Rear 60/40 split/folding seats
- Front passenger forward fold-flat seat
- Uconnect™ 130 with six speakers
- Auxiliary input jack for mobile devices
- SiriusXM™ Satellite radio* including one-year subscription
- Tilt/telescopic steering column
- Leather-wrapped steering wheel with cruise control
- Power windows, front one-touch up and down; power locks
- Dual-zone temperature control with air filtering
- 12 volt front and rear auxiliary power outlets
- Front and rear interior LED lamps
- Full-length floor console
- Overhead console
- Luxury front and rear floor mats with Jeep logo

SAFETY & SECURITY

- Advanced multistage front air bags*
- Supplemental front and rear seat side air bags,* side curtain air bags*
- Reactive front head restraints*
- Electronic Stability Control* with Brake Assist, Traction Control, Ready Alert Braking, Trailer Sway Control and Hill Start Assist
- Four-wheel disc antilock brakes with Rain Brake Support
- Remote keyless entry
- Sentry Key® anti-theft engine immobilizer
- Enhanced Accident Response System
- Electronic Vehicle Information Centre with Tire Pressure Monitoring system
- Child seat anchor system (LATCH)
- Engine block heater

EXTERIOR FEATURES

- 17-inch aluminum wheels
- P245/70R17 BSW Goodyear® on-/off-road tires
- Power locking fuel filler door
- Power heated exterior mirrors, manual folding
- Body-colour fascias, exterior mirrors and door handles
- Bright grille and side roof rails
- Integrated liftgate rear spoiler
- Automatic headlamps
- Fog lamps
- Chrome headlamp bezels and bodyside moulding
- Deep tint sunscreen glass

OPTIONS

- 18-inch Polished Aluminum Wheels (WPD)
- All-Weather Capability Group (AD3)
- Mopar® Chrome Edition Group (AEE)
- Mopar Premium Chrome Group (AEQ)
- Trailer Tow Group (AHT)
- Security and Convenience Group (AJY)
- Off-Road Adventure Group I (AWL)
- Power Sunroof (GWA)
- Uconnect™ hands-free communication with Bluetooth®** (RSP)

INTERIOR OPTIONS

- Medium Greystone (-D3)
- Black (-X9)

*All disclaimers and disclosures can be found on the inside back cover.

ΔPlease see the multimedia section for full details. Images are for illustration purposes only.

JEEP® GRAND CHEROKEE

LAREDO 'X'



- 3.6L Pentastar™ VVT V6 / 5-speed automatic (26X)
- 5.7L HEMI® VVT V8 / 6-speed automatic (24X)

Differences/Upgrades over Laredo 'E':

- Leather-faced seating
- Power eight-way driver's and front-passenger seats with four-way lumbar adjuster
- Leather-wrapped shift knob
- Dual-zone automatic temperature control
- 115-volt auxiliary power outlet
- Heated front seats
- Remote start system
- Universal garage door opener*
- Security alarm
- Uconnect™ 430 with 28 GB Hard Drive
- Alpine® audio system with nine speakers and 506-watt amplifier
- Uconnect hands-free communication with Bluetooth**
- Auto-dimming rearview mirror with microphone
- Remote USB port
- 18-inch Tech Silver aluminum wheels
- ParkView® Rear Back-up Camera* and Park-Sense® Rear Park Assist*
- Tire Pressure Monitoring Display system

Options

- P265/60R18 OWL all-season on-/off-road tires (TP6)
- All-Weather Capability Group (AD3)
- Mopar, Chrome Edition Group (AEE)
- 18-inch Off-Road Tire and Wheel Delete (AGW)
- Trailer Tow Group (AHT)
- Trailer Tow Group IV (AHX)
- Off-Road Adventure Group I (AWL)
- Power Sunroof (GWA)
- Dual pane Panoramic Sunroof (GWJ)
- Power Liftgate (JRC)
- Uconnect 430N (RHB)

LIMITED



- 3.6L Pentastar VVT V6 / 5-speed automatic (26H)
- 5.7L V8 HEMI VVT V8 / 6-speed automatic (24H)

Differences/Upgrades over Laredo 'X':

- Leather-faced seats with perforated inserts
- Ventilated front seats
- Quadra-Trac II™ 4WD system
- Selec-Terrain™
- Auto-dimming exterior driver's mirror
- CommandView® Dual-Pane Panoramic Sunroof
- Rain-sensitive windshield wipers
- SmartBeam™ headlamps
- Heated 2nd-row seats
- Power liftgate
- Heated steering wheel
- Power tilt/telescopic steering column
- Driver memory seat, radio and exterior mirrors
- Chrome exterior mirrors with supplemental signals
- Bi-xenon headlamps
- 18-inch polished aluminum wheels
- Bright door handles

Options

- Advanced Warning/Adaptive Cruise Control* (ADG)
- Mopar Chrome Edition Group (AEE)
- Rear DVD Entertainment Centre (AEK)
- Trailer Tow Group (AHT)
- Trailer Tow Group IV (AHX)
- Off-Road Adventure Group I (AWL)
- Off-Road Adventure Group II (AWY)
- 20-inch Premium Satin Carbon Aluminum Wheels (WPF)
- Uconnect 430N (RHB)
- Uconnect 730N (RHR)

OVERLAND®



- 3.6L Pentastar VVT V6 / 5-speed automatic (26P)
- 5.7L V8 HEMI VVT V8 / 6-speed automatic (24P)

Differences/Upgrades over Limited:

- Nappa luxury leather-faced seating with edge welting
- Quadra-Lift™ air suspension
- Trailer Tow Group
- 20-inch premium satin carbon aluminum wheels
- Cargo net
- Auto-dimming exterior passenger mirror
- Uconnect 730N
- Wood/leather-wrapped steering wheel
- Full-size spare tire

Options

- Advanced Warning/Adaptive Cruise Control* (ADG)
- Mopar Chrome Edition Group (AEE)
- Rear DVD Entertainment Centre (AEK)
- Off-Road Adventure Group II (AWY)
- 20-inch Premium Satin Carbon Polished Aluminum Wheels (WRJ)
- Quadra-Drive II 4WD System (5.7L only) (AWB)

JEEP® GRAND CHEROKEE

SRT 8®



- 6.4L HEMI®/ V8 with MDS/5-speed automatic (29L)

Differences/Upgrades over Overland:

- Quadra-Trac™ 4WD
- SRT® embroidered leather-faced seats with preferred suede inserts
- Full-length front console premium armrest
- Selec-Track™ terrain management system
- 3.70 rear axle ratio
- Electronic rear limited slip differential
- Driver and front-passenger lower LED lamps
- LED daytime running headlamps
- Body-colour fascias with bright insert
- Body-colour grille, door handles, sill extension and spoiler
- Dual integrated bright exhaust tips
- Heavy duty engine cooling
- Performance-tuned steering
- High-performance, adaptive damping suspension
- P295/45ZR20 BSW all-season run-flat tires
- 20-inch forged aluminum wheels
- Sport mode
- Real carbon fibre interior accents
- Brembo® four-piston caliber brakes
- Bright pedals
- Flat bottom steering wheel with paddle shifters

Options

- Rear DVD Entertainment Centre (AEK)
- Luxury Group II (AHN)
- Trailer Tow Group IV (AHX)
- SRT High Performance Audio (AJE)
- Dual-Pane Panoramic Sunroof (GWJ)
- P295/45ZR20 BSW three-Season Tires (TWA)
- Full size spare tire (TBB)

PACKAGE DETAILS

All-Weather Capability Group (AD3)

- Hill descent control
- Mopar® Cargo Area Liner
- Mopar Slush Mats
- Quadra-Trac II 4WD System
- Selec-Terrain™ System
- Remote start system
- Tow hooks

Mopar Chrome Edition Group (AEE)

- Mopar Chrome Tubular Side Steps
- Mopar Chrome Exterior Mirrors
- Mopar Front and Rear Door Entry Guards
- Mopar Chrome Exhaust Tip

Trailer Tow Group (AHT)

- Rear load-levelling suspension
- Full-size steel spare tire
- Delete rear tow hook
- Class-IV receiver hitch
- 7- and 4-pin wiring harness

Security and Convenience Group (AIY)

- Cargo compartment cover
- 115-volt auxiliary power outlet
- Auto-dimming rearview mirror with microphone
- Uconnect™ hands-free communication* with Bluetooth**
- and remote USB port
- Security alarm
- Remote start system
- Universal garage door opener*

Rear DVD Entertainment Centre (AEK)

- Rear overhead console
- Power sunroof
- Rear-seat video system

Off-Road Adventure Group II (AWY)

- Quadra-Drive II™ 4WD System (with 5.7L)
- Electronic rear limited slip differential
- Quadra-Trac II 4WD System
- Tow hooks
- Fuel tank, transfer case, front suspension and underbody skid plates
- 18-inch polished aluminum wheels
- P265/60R18 OWL on-/off-road tires
- Trailer Tow Group
- Trailer Tow Group IV (with 5.7L)
- 220-amp alternator
- Hill Descent Control
- Trail Rated™ Badge
- Quadra-Lift™ Air suspension

Trailer Tow Group IV (AHX)

- 220 amp alternator (with 5.7L)
- Engine oil cooler
- Heavy-duty engine cooling (with 5.7L)
- Rear load levelling suspension
- Full-size steel spare tire
- Delete rear tow hook
- Class-IV receiver hitch
- 7- and 4-pin wiring harness

Luxury Group II (AHN)

- Power liftgate
- Adaptive cruise control*
- Forward collision warning*
- Blind-Spot Monitoring* and Rear Cross-Path Detection*
- Leather-wrapped interior accents

SRT® High Performance Navigation and Audio Group (AJE)

- 19-speaker SRT® high performance audio
- 825-watt amplifier

Quadra-Drive II 4WD System (AWB)

- Electronic limited slip differential
- Hill Descent Control

Uconnect Hands-Free Communication with Bluetooth** (RSP)

- Remote USB port
- Auto-dimming rearview with microphone

Advanced Warning*/Adaptive Cruise Control* (ADG)

- Adaptive Cruise Control*
- Forward Collision Warning*
- Blind-Spot Monitoring* and Rear Cross-Path Detection*



DODGE DURANGO



PRODUCT HIGHLIGHTS

- Four-wheel independent suspension
- Active all-wheel-drive
- 20-inch aluminum wheels available on all trim levels
- Spacious seven-passenger seating
- Unmistakable bold Dodge styling
- 5-year / 100,000-kilometre Powertrain Limited Warranty*
- Available six passenger seating with second-row fold and tumble captains chairs and mini console
- Over 50 different seating configurations
- The 2012 Dodge Durango was a 'Top Safety Pick' by the Insurance Institute for Highway Safety
- The 2012 Durango was a *Consumers Digest* Best Buy



DID YOU KNOW?

- Dodge Durango features the most technologically advanced V6 engine ever produced by Chrysler Group LLC
- The 3.6L Pentastar™ VVT V6 is one of *Ward's* '10 Best Engines' award winner for 2012 and features:
 - Best-in-Class V6 towing⁽¹⁾ – 2812 kg (6200 lb)
 - Best-in-Class driving range⁽¹⁾ – over 1000 km on a single tank of gas*
 - Unsurpassed AWD highway fuel economy, up to 8.8 L/100 km (32 mpg) highway^{(1)*}
 - An innovative flex fuel system that has the capability to operate effectively on any blend of gasoline and fuel-grade ethanol up to E85
 - Variable Valve Timing for improved performance and fuel efficiency
 - An environmentally friendly oil filter element and standard integrated oil cooler that aid service and enhance reliability
 - A no-spill oil filtration
 - Six-month or 13,000-kilometre oil change intervals

*All disclaimers and disclosures can be found on the inside back cover.

⁽¹⁾Based on *Ward's* 2012 Middle Sport/Utility Segmentation. Excludes other vehicles designed and manufactured by Chrysler Group LLC when properly equipped.

DODGE DURANGO

PAINT



Bright Silver Metallic



Brilliant Black
Crystal Pearl



Bright White



Deep Cherry Red
Crystal Pearl^{††}



Maximum Steel
Metallic



Mineral Grey Metallic



Redline Pearl^{††}



Rugged Brown Pearl^{††}



True Blue Pearl

FABRIC



Cloth - Black
Standard on SXT



Cloth - Medium Greystone
Standard on SXT




Leather-faced - Black
Standard on Crew Plus




Leather-faced - Medium Greystone
Standard on Crew Plus



Nappa leather-faced with perforated
inserts - Black
Standard on Citadel



Nappa leather-faced with perforated
inserts - Tan
Standard on Citadel



Nappa leather-faced with perforated
inserts - Light Frost Beige
Standard on Citadel



Digital Suede with red accent stitching
and R/T embroidered logo on front seats
Standard on R/T

WHEELS



18-inch Aluminum
Standard on SXT
(WPB)



20-inch Polished Aluminum
with Tech Silver Pockets
Standard on Crew Plus
Available on SXT
(WF3)



20-inch Polished Aluminum
with Mineral Grey Pockets
Standard on R/T
Available on SXT with
Rallye Appearance Group
(WSF)



20-inch Chrome-Clad Aluminum
Standard on Citadel
(WP2)

^{††}Late/Limited availability.

DODGE DURANGO

POWER & FUEL ECONOMY*

Engine	Transmission	Horsepower	Torque (lb-ft)	L/100 km (mpg)	
				City	Highway
3.6L VVT V6	5-speed Auto	290	260	13.0 (22)	8.8 (32)
5.7L VVT V8 with MDS	6-speed Auto	360	390	16.6 (17)	10.0 (28)

SPECIFICATIONS[§]

	SXT	Crew Plus	R/T	Citadel
Curb Weight				
3.6L engine kg (lb)	2157 (4756)	2195 (4838)		2225 (4905)
5.7L engine kg (lb)		2348 (5176)	2328 (5133)	2359 (5200)
Towing				
3.6L Towing Capacity, max, kg (lb)		2812 (6200)		
5.7L Towing Capacity, max, kg (lb)		3265 (7200)		
Exterior				
Wheelbase		3042 (119.8)		
Overall Height (at Roof Rail /at antenna)		1801 (70.9) / 1819 (71.6)		
Front Track		1623 (63.9)		
Rear Track		1627 (64.1)		
Overall Width, without mirrors		2172 (85.5)		
Overall Length		5075 (199.8)		
Ground Clearance		207 (8.1)		
Interior				
	Front	Second Row	Third Row	
Head Room	1013 (39.9)	1011 (40.3)	960 (37.8)	
Leg Room	1025 (38.6)	981 (38.6)	800 (31.5)	
Hip Room	1449 (57.0)	1423 (56.0)	1088 (42.8)	
Shoulder Room	1486 (58.5)	1481 (58.3)	1281 (50.4)	
Capacities				
Cargo, behind 3rd-row L (cu ft)		487 (17.2)		
Cargo, behind 2nd-row with 3rd-row folded L (cu ft)		1350 (47.7)		
Cargo, behind front-row with both rear seats folded L (cu ft)		2392 (84.5)		
Seating Capacity (with 2nd-row captain chairs)		7 (6)		
Fuel Tank Capacity, L (gal)		93.1 (20.4)		
GVWR				
3.6L engine kg (lb)		2948 (6500)		
5.7L engine kg (lb)		3221 (7100)		

*All dimensions are in millimetres (inches) unless otherwise noted.

MULTIMEDIA CENTRES^Δ



Uconnect™ 130 (RES)

- CD/MP3/AM/FM
- Auxiliary input jack
- Remote USB port
- Uconnect™ Hands-free Communication with Bluetooth
- SiriusXM™ Satellite radio including one-year subscription
- SiriusXM Replay, Game Zone™, favourite song/artist alert



Uconnect 430N (RHB)

- Uconnect 430 plus:
- Garmin® GPS Navigation*



Uconnect 430 (RBZ)

- Uconnect 130 Plus:
- 6.5-inch touch-screen
- 28 GB hard drive disc
- DVD playback capability



Uconnect 730N (RHR)

- Uconnect 430N plus:
- Enhanced GPS navigation* with dead reckoning, split screen and voice command*
- 20 GB hard drive
- Bluetooth® streaming audio
- iPod® connectivity
- iPod/USB playback with radio controls

SXT STANDARD EQUIPMENT



POWERTRAIN & PERFORMANCE

- 3.6L Pentastar™ VVT V6 Engine/5-speed Automatic (26A)
- Electro-hydraulic power steering; rack and pinion
- 3.09 rear axle ratio
- 180 amp alternator, 700-amp maintenance-free battery

INTERIOR AMENITIES

- Premium cloth low-back bucket seats
- Seven-passenger seating
- Driver's seat height adjuster
- 3rd-row seats with remote folding head restraints
- 2nd-row 60/40 split/fold-and-tumble seat
- Uconnect 130* with six speakers
- Auxiliary input jack for mobile devices
- SiriusXM Satellite radio including one year subscription
- Uconnect Hands-Free Communication with Bluetooth**
- Steering-wheel mounted cruise and audio controls
- Tilt/telescopic steering column
- Power windows, front one-touch up and down
- Tri-zone automatic temperature control with air filtering
- Premium instrument cluster with tachometer
- Auto-dimming rearview mirror with microphone
- 12-volt auxiliary power outlet and auxiliary rear power outlet
- Removable/rechargeable flashlight
- Illuminated cupholders and door panel trim
- Full length floor console and overhead console

SAFETY & SECURITY

- Advanced multistage front air bags*
- Supplemental front and rear seat side air bags, side curtain air bags*
- Reactive front head restraints*
- Electronic Stability Control* with Brake Assist, Traction Control, Ready Alert Braking, Trailer Sway Control and Hill Start Assist
- Four-wheel antilock disc brakes with rain brake support
- Remote keyless entry with Sentry Key® anti-theft engine immobilizer
- Enhanced Accident Response System
- Electronic Vehicle Information Centre with Tire Pressure Monitoring System
- Child Seat Anchor System (LATCH)

EXTERIOR FEATURES

- 18-inch aluminum wheels
- P265/60R18 BSW Michelin on-/off-road tires
- Power locking fuel filler door
- Power heated exterior mirrors, manual foldaway
- Body colour accent front and rear fascia
- Bright accent colour grille
- Automatic headlamps with chrome headlamp bezels
- Fog lamps

OPTIONS

- Rallye Appearance Group (AZC)
- Skid Plate Group (ADL)
- Mopar, Chrome Appearance Group (AEE)
- Trailer Tow Group IV (AHX)
- Popular Equipment Group (AJY)
- Mopar Black/Chrome Appearance Group (ALB)
- 2nd-row Fold/Tumble Captain Chairs (CFU)
- 2nd-row Console with Armrest and Storage (CVR)
- Power Sunroof (GWA)
- Power eight-way driver's seat with power four-way lumbar adjust (JPR)
- Bright Side Roof Rails (MW1)
- Uconnect 430N with 6.5-inch touch-screen and Garmin GPS Navigation* (RHB)
- 20-inch Polished Aluminum Wheels (WF3)
- Cargo Compartment Cover (CSC)

INTERIOR OPTIONS

- Medium Greystone (-X)
- Black (-X9)

*All disclaimers and disclosures can be found on the inside back cover.

†Late/Limited availability.

ΔPlease see the multimedia section for full details. Images shown are for illustration purposes only.

DODGE DURANGO

CREW PLUS



- 3.6L Pentastar™ VVT V6 24V/5-speed Automatic (26G)
- 5.7L V8 HEMI™ MDS VVT/6-speed Automatic (24G)

Differences/Upgrades over SXT:

- Leather-faced seating
- 20-inch polished aluminum wheels
- Auto-dimming rearview mirror
- Heated front and 2nd-row seats
- Power liftgate
- Memory settings for driver's seat, mirrors, and radio presets
- Uconnect™ 430 with 6.5-inch touch-screen and 28 GB hard drive
- ParkView® Rear Back-Up Camera* and Park-Sense® Rear Park Assist*
- Cargo compartment cover
- Bright door handles, exhaust tips and side roof rails
- Power tilt/telescopic steering column
- P265/50R20 BSW all season tires
- Power eight-way driver/six-way front-passenger seats
- Chrome exterior mirrors with supplemental signals
- Rain-sensitive windshield wipers
- Remote start
- Universal garage door opener*
- SmartBeam™ headlamps
- Leather-wrapped steering wheel and shift knob
- Keyless Enter™ 'n Go™ with proximity entry
- 115-volt auxiliary power outlet
- Tire Pressure Monitoring system

Options

- 2nd-row Fold-and-Tumble Captain's Chairs (CFU)
- Mopar, Chrome Appearance Group (AEE)
- Mopar Black/Chrome Appearance Group (ALB)
- Technology Group (ADG)
- Skid Plate Group (ADL)
- Rear DVD Entertainment Centre (AEK)
- Trailer Tow Group IV (AHX)
- 2nd-row Console with Armrest and Storage (CVR)
- Power sunroof (GWA)
- Uconnect 430N with 6.5-inch touch-screen and Garmin® GPS navigation* (RHB)
- Uconnect 730N with 6.5-inch touch-screen and enhanced GPS navigation* (RHR)

CITADEL



- 3.6L Pentastar VVT V6 24V/5-speed Automatic (26J)
- 5.7L V8 HEMI MDS VVT/6-speed Automatic (24J)

Differences/Upgrades over Crew Plus:

- Premium leather-faced seating with perforated inserts
- 20-inch chrome-clad aluminum wheels
- Ventilated front seats
- Floor console with leather armrest
- Leather-wrapped door panels
- Power sunroof
- Power eight-way driver and front-passenger seats
- Unique bright grille
- Perforated leather-wrapped heated steering wheel
- Uconnect 730N with enhanced GPS navigation*
- Premium Alpine® audio system with nine speakers and 506-watt amplifier
- Low beam HID auto levelling headlamps
- Cargo net
- Chrome headlamp beads
- Adaptive Cruise control and Forward Collision Warning*
- Blind-Spot Monitoring and Rear Cross-Path Detection*

Options

- 2nd-row Fold-and-Tumble Captain's Chairs (CFU)
- Mopar Chrome Appearance Group (AEE)
- Mopar Black/Chrome Appearance Group (ALB)
- Skid Plate Group (ADL)
- Rear DVD Entertainment Centre (AEK)
- Trailer Tow Group IV (AHX)
- 2nd-row Console with Armrest and Storage (CVR)

R/T



- 5.7L V8 HEMI MDS VVT/6-speed Automatic (24S)

Differences/Upgrades over Crew Plus:

- Digital suede seating with red accent stitching
- 20-inch polished aluminum wheels with Mineral Grey pockets
- Two-speed on-demand transfer case
- Premium Alpine audio system with nine speakers and 506-watt subwoofer
- Performance steering and suspension
- 20-mm lower ride height
- Variable intermittent windshield wipers
- Body-colour exterior mirrors, front and rear fascia, sill moulding
- Full size spare tire
- Black headlamp bezels
- Low beam HID auto levelling headlamps

Options

- 2nd-row Fold-and-Tumble Captain's Chairs (CFU)
- Mopar Chrome Appearance Group (AEE)
- Rear DVD Entertainment Centre (AEK)
- Trailer Tow Group IV (AHX)
- Entry Nav/Commuter Group (ANB)
- 2nd-row Console with Armrest and Storage (CVR)
- Power sunroof (GWA)
- Uconnect 730N with 6.5-inch touch-screen and enhanced GPS navigation* (RHR)
- Mopar Black/Chrome Appearance Group (ALB)
- Cargo compartment cover (CSC)
- Technology Group (ADG)

PACKAGE DETAILS

Skid Plate Group (ADL)

- Tow hooks
- Fuel tank skid plate shield
- Transfer case skid plate shield
- Front suspension skid plate
- Underbody skid plate

Trailer Tow Group IV (AHX)

- Heavy duty engine cooling
- Rear load-levelling suspension
- Full-size steel spare tire
- Class IV hitch receiver
- 7- and 4-pin wiring harness

Popular Equipment Group (AIY)

- Uconnect 430
- 6.5-inch touch-screen display
- Leather-wrapped steering wheel
- Park-Sense Rear Park Assist System*
- ParkView Rear Back-up Camera*
- 28 GB hard drive

2nd-Row Fold-and-Tumble Captain's Chairs (CFU)

- 2nd-row seat-mounted inboard armrests
- 2nd-row mini console with cup holders

Bright Side Roof Rails (MW1)

- Integrated roof rail crossbars

Rear DVD Entertainment Centre (AEK)

- Rear overhead console
- Rear seat video system

Entry Nav/Commuter Group (ANB)

- Garmin GPS Navigation System*
- Uconnect 430N
- Park-Sense Rear Park Assist System*
- ParkView Rear Back-up Camera*

2nd-Row Console with Armrest and Storage (CVR)

- Illuminated rear cup holders
- 12-volt auxiliary power outlet in console
- USB charging port in console

Technology Group (ADG)

- Forward Collision Warning*
- Adaptive Cruise Control*
- Blind-Spot Monitoring* and Rear Cross-Path Detection*

Rallye Appearance Group (AZC)

- 20-inch polished aluminum wheels with Mineral Grey pockets
- P260/50R20 BSW all-season tires
- Black headlamp bezels
- Body-colour/accent-colour grille
- Body-colour front fascia, licence plate brow, rear fascia, sill moulding, and lip wheel moulding
- Delete roof rack
- Dual rear exhaust with bright tips
- Goodyear® brand tires
- Leather-wrapped shift knob and steering wheel
- Sun visors with illuminated vanity mirrors

Mopar Chrome Appearance Group (AEE)

- Mopar Bright Pedal kit
- Mopar Chrome Exhaust Tip
- Mopar Chrome Mirror Covers
- Mopar Chrome Tubular Side Steps
- Mopar Door Entry Guides

Mopar Black/Chrome Appearance Group (ALB)

- Mopar Black Tubular Side Steps
- Mopar Bright Pedal kit
- Mopar Door Entry Guides

*All disclaimers and disclosures can be found on the inside back cover.

†Late/Limited availability.




TRUCKS/CO




TRUCKS/COMMERCIAL

COMMERCIAL



TRUCKS



1/COMMERCIAL

RAM
1500



PRODUCT HIGHLIGHTS

- New 3.6L 24V VVT DOHC Pentastar™ V6 engine combines impressive fuel economy with exhilarating power and responsiveness
- Available in Regular Cab, Quad Cab, and Crew Cab (4x2/4x4 and short/long box)
- New segment-first⁽¹⁾ 8-speed automatic transmission (available)
- New segment-first⁽¹⁾ "four-corner" air suspension with five height positions (available)
- New High Fuel Efficiency (HFE) model with tonneau cover, stop/start technology and Best-in-Class⁽¹⁾ fuel economy (available)
- New segment-first active grille shutters (packaged with 8-speed)
- Redesigned interiors including: premium seat material and colours, LED lighting, soft-touch, door surfaces, centrestack, instrument panel, clusters and cup holders
- New grilles, front fascia, and front bumper designs for enhanced appearance and aerodynamics
- New segment-first centrestack mounted rotary electronic shifting (E-shift) and transfer-case selector (packaged with 8-speed)
- 6'4" bed now available on Crew Cab models (Late availability)
- New factory installed tonneau cover system available for all box configurations
- New wheel-to-wheel side steps for enhanced aerodynamics and ease of access to bed (available)
- New segment-first⁽¹⁾ 7-inch high-resolution instrument cluster with Thin Film Transistor Liquid Crystal Display (TFT/LCD) and fully customizable user interface (available)
- New next generation Uconnect™ radio lineup
- New wheel designs
- New projector headlamps with Halogen Infrared Reflecting bulbs (HIR) (available)

PRODUCT HIGHLIGHTS CONT.

- New LED taillamps (available)
- RamBox® storage system and tailgate now linked to Remote Keyless Entry system (available)
- New SmartBeam™ and Rain Sensing Wiper technology (available)
- New Keyless Enter 'n Go™ with remote proximity entry (available)
- New PowerNet electrical architecture, a technological backbone that provides a high and low speed data network that connects vehicle systems and information
- New Power sliding rear window with defrost capability (available)
- New Electric Power Steering (EPS) helps to provide increased fuel economy, quiet operation and precision turning
- Enhanced Electronic Stability Control now incorporates Rain Brake Support and Ready Alert Braking
- Refined, optimized and strengthened frame and front suspension systems

DID YOU KNOW?

- Ram is the Longest-Lasting Line of Pickups in Canada⁽²⁾
- The Ram 1500 is equipped with a lightweight aluminum hood that contributes to increased fuel economy
- Ram utilizes dual-platinum spark plugs that have a service life of up to 160,000 kms without degradation in spark density⁽³⁾
- Ram 1500 uses an environmentally friendly Organic Additive Technology (OAT) type coolant that has corrosion resistance properties that are superior to traditional antifreeze. OAT allows for an extended service life of up to 5 years or 240,000 kms

*All disclaimers and disclosures can be found on the inside back cover.

⁽¹⁾Based on Ward's 2012 Large Pickup Segmentation. Based on competitive information available at time of printing.

⁽²⁾Longevity based on entire Ram Pickup lineup compared to competitive pickups. Based on R. L. Polk Canada Inc. Canadian Vehicles in Operation data as of July 1, 2011 for model years 1988 - 2011

⁽³⁾Will vary depending on use.


RAM 1500

PAINT



⁽¹⁾Lower two-tone on Laramie Longhorn

FABRIC



WHEELS



RAM 1500

SPECIFICATIONS^s

	REGULAR CAB 4x2/4x4		QUAD CAB 4x2/4x4	CREW CAB 4x2/4x4	
Exterior Dimensions	1.9m (6' 4") Box	2.4m (8' 0") Box	1.9m (6' 4") Box	1.7m (5' 7") Box	1.9m (6' 4") Box [†]
Wheelbase	3061 (120.5)	3569 (140.5)	3569 (140.5)	3569 (140.5)	3794 (149.5)
Overall Length	5309 (209.0)	5867 (231.0)	5817 (229.0)	5817 (229.0)	6030 (237.4)
Overall Height (empty)	1894 (74.6) / 1910 (75.2)	1889 (74.4) / 1906 (75.0)	1906 (75.1) / 1922 (75.7)	1907 (75.1) / 1923 (75.7)	1872 (73.7) / 1974 (77.7)
Overall Width (not including mirrors)	2017 (79.4)	2018 (79.4)	2017 (79.4)	2017 (79.4)	2018 (79.5)
Track					
Front	1728 (68.0) / 1732 (68.2)	1728 (68.0) / 1732 (68.2)	1728 (68.0) / 1732 (68.2)	1728 (68.0) / 1732 (68.2)	1742 (68.6) / 1736 (68.3)
Rear	1715 (67.5)	1715 (67.5)	1715 (67.5)	1715 (67.5)	1732 (68.2)
Ground Clearance (empty)					
Front Axle	246 (9.7) / 228 (9.0)	245 (9.6) / 228 (9.0)	245 (9.6) / 228 (9.0)	245 (9.6) / 228 (9.0)	231 (9.1) / 234 (9.2)
Rear Axle	228 (9.0) / 217 (8.6)	228 (9.0) / 217 (8.6)	228 (9.0) / 218 (8.6)	228 (9.0) / 218 (8.6)	221 (8.7) / 218 (8.6)
Open Tailgate to Ground	883 (34.8) / 890 (35.0)	878 (34.6) / 885 (34.9)	878 (34.6) / 885 (34.9)	878 (34.6) / 885 (34.9)	847 (33.4) / 922 (36.3)
Approach Angle, degrees	17.2 / 19.1	17.3 / 19.2	17.3 / 19.2	17.3 / 19.2	17.3 / 19.2
Breakover Angle, degrees	23.2 / 18.7	21.4 / 16.6	21.4 / 16.6	21.4 / 16.6	21.4 / 16.6
Ramp Breakover Angle, degrees	25.2 / 25.6	24.1 / 24.4	25.1 / 25.4	25.1 / 25.4	25.1 / 25.4
Ground Clearance	Ground clearance can vary significantly by model, box length, tire size and available features such as skid plates and air suspension. Please visit www.rambodybuilder.com for full specifications on this measurement.				
Interior Dimensions	Regular Cab		Quad Cab	Crew Cab	
Seating Capacity, Front/Rear	3/0 or 2/0		3/3 or 2/3	3/3 or 2/3	
Head Room, Front/Rear	1013.5 (39.9) / N/A		1041.4 (41.0) / 1008.4 (39.7)	1041.4 (41.0) / 1013.5 (39.9)	
Leg Room, Front/Rear	1041.4 (41.0) / N/A		1041.4 (41.0) / 880.9 (34.7)	1041.4 (41.0) / 1023.3 (40.3)	
Shoulder Room, Front/Rear	1676.4 (66.0) / N/A		1676.4 (66.0) / 1668.8 (65.7)	1676.4 (66.0) / 1668.8 (65.7)	
Hip Room, Front/Rear	1598.7 (62.9) / N/A		1605.3 (63.2) / 1598.3 (62.9)	1605.3 (63.2) / 1605.3 (63.2)	
Seat Travel	230.0 (9.0)		230.0 (9.0)	230.0 (9.0)	
Recliner Range, degrees	85 (38 RWD, 47 FWD)		56 (38 RWD, 18 FWD)	56 (38 RWD, 18 FWD)	
Interior Volume					
Front, L (cu. ft)	1770 (62.5)		1818 (64.2)	1818 (64.2)	
Rear, L (cu. ft)	N/A		1484 (52.4)	1730 (61.1)	
	REGULAR CAB 4x2/4x4		QUAD CAB 4x2/4x4	CREW CAB 4x2/4x4	
Other	1.9m (6' 4") Box	2.4m (8' 0") Box	1.9m (6' 4") Box	1.7m (5' 7") Box	1.9m (6' 4") Box [†]
Turning Circle Diameter, m (ft)	12 (39.5) / 12.1 (39.8)	13.7 (45.1) / 13.8 (45.4)	13.7 (45.1) / 13.8 (45.4)	13.7 (45.1) / 13.8 (45.4)	13.7 (45.1) / 13.8 (45.4)
Fuel-Tank Capacity, std. L (gal)	98 (21.5)	121 (26.6)	98 (21.5)	98 (21.5)	98 (21.5)

[†]All dimensions and capacities are preliminary and subject to change. Figures are in millimetres (inches) unless otherwise noted.

[†]Late/Limited availability.

SEGMENT-EXCLUSIVE[®] FOUR-CORNER AIR SUSPENSION WITH FIVE PRESET HEIGHT POSITIONS:

- Off-Road 2 (OR2) – provides the greatest ground clearance and the best approach, departure, and break-over angles
- Off-Road 1 (OR1) – provides a good balance between ground clearance and ride comfort
- Normal Ride Height (NRH) – normal driving position for the vehicle, designed to have the most comfortable balance of ride and handling
- Aero Mode – lowers the vehicle to improve aerodynamics and fuel economy at highway speeds. It also reduces body roll and provides a sportier feel
- Entry/Exit Mode – lowers the entire vehicle to make getting in and out of the vehicle easier, also easier loading/unloading of cargo from the cab and pickup bed, and easier trailer hooking/unhooking. For convenience, the truck can be lowered to the entry-exit ride height from outside the vehicle with a button on the key fob

PRESET VEHICLE HEIGHTS FOR AIR SUSPENSION mm (in)

Preset Level	Distance ± From NRH	Running Ground Clearance With/Without Skid Plates ^{††}
Off-Road (OR2)	+51 / (+2.0)	257 (10.1) / 274 (10.8)
Off-Road (OR1)	+30 / (+1.2) (front) +22 / (+0.9) (rear)	229 (9.0) / 246 (9.7)
Normal Ride Height (NRH)	0	206 (8.1) / 224 (8.8)
Aero mode	-27 / (-1.1)	178 (7.0) / 196 (7.7)
Entry/Exit mode	-53 / (-2.1) (front) -43 / (-1.7) (rear)	152 (6.0) / 170 (6.7)

[†]All disclaimers and disclosures can be found on the inside back cover

^{††}Representative numbers based on a Quad Cab with 140-inch wheelbase, 6'4" box, and 265/70R17 tires.

^{††}Based on 2012 Ward's Large Pickup Segmentation. Based on competitive vehicle information available at time of printing.

RAM 1500

1500 PICKUP BOX DIMENSIONS[§]

Box Length - m (ft in)	Short Box 1.7 (5' 7") (Crew)	Short Box 1.9 (6' 4") (Regular, Quad & Crew)	Long Box 2.4 (8') (Regular)	RamBox [®]	
				1.7 (5' 7") (Crew)	1.9 (6' 4") (Regular, Quad & Crew)
Number of Stake Pockets (per side)	2	2	3	-	-
Maximum Length at Floor	1712 (67.4)	1939 (76.3)	2497 (98.3)	1712 (67.4)	1939 (76.3)
Overall Length of Box	1894 (74.6)	2116 (83.3)	2674 (105.3)	1894 (74.6)	2116 (83.3)
Front of Box to End of Open Tailgate	2325 (91.5)	2546 (100.2)	3054 (120.2)	2325 (91.5)	2546 (100.2)
Open Tailgate	509 (20.0)	511 (20.1)	513 (20.2)	511 (20.1)	511 (20.1)
Depth of Box	509 (20.0)	511 (20.1)	513 (20.2)	511 (20.1)	511 (20.1)
Width Between Wheelhousings	1295 (51.0)	1295 (51.0)	1295 (51.0)	1221 (48.1)	1221 (48.1)
Maximum Cargo Width at Floor	1687 (66.4)	1687 (66.4)	1687 (66.4)	1298 (51.1)	1270 (50.0)
Tailgate Opening	1535 (60.4)	1535 (60.4)	1535 (60.4)	1493 (58.8)	1221 (48.1)
Cargo Volume, L (cu ft)	1424 (50.3)	1628 (57.5)	2115 (74.7)	1096 (38.7)	1226 (43.3)
Side Storage Volume (Right), L (cu ft)	-	-	-	105 (3.7)	125 (4.4)
Side Storage Volume (Left), L (cu ft)	-	-	-	102 (3.6)	119 (4.2)
Side Storage Volume (Total), L (cu ft)	-	-	-	207 (7.3)	244 (8.6)

[§]Dimensions shown in mm (in) unless otherwise specified.

^{||}Late/Limited availability.

^{|||}Does not include allowance for wheelhouses.

RAM 1500 PERFORMANCE AND CAPABILITY

Ram is extremely excited to introduce major changes under the hood and to the chassis of the new Ram 1500 pickup. The legendary brawn and reliability of the 5.7L HEMI[®] VVT V8 and the award-winning 3.6L Pentastar[™] VVT V6 engine coupled with the first use of an eight speed automatic transmission in a pickup truck will help deliver Best-in-Class fuel economy and substantial increases in power, towing and payload performance. Full details of the Ram 1500 pickup performance and capability will be coming soon; please contact your retailer or Fleet Representative for updates.



RAM 1500

ENGINE AND TRANSMISSION

ENGINE	Transmission	Horsepower	Torque (lb-ft)
3.6L VVT V6	8-speed Automatic	305	269
4.7L FFV V8	6-speed Automatic	310	330
5.7L HEMI® V8	6-speed Automatic	390	407
5.7L HEMI® V8	8-speed Automatic [†]	395	407

MULTIMEDIA CENTRES^Δ



Uconnect™ 3.0 (RA1)

- Four-Line text, full LCD display
- AM/FM
- Media Hub that includes:
 - Auxiliary input jack
 - Remote USB port
- SD card slot for music playback
- iPod® integration
- SiriusXM™ Satellite radio with one year subscription (optional on ST models)



Uconnect 3.0 Plus (RA2)

- Uconnect 3.0 Plus:**
- 5-inch full-colour touch-screen display
 - Bluetooth® connectivity for hands-free phone; streaming audio; voice command; text message reader
 - EVIC Personalization
 - Rearview camera ready



Uconnect 8.4A (RA3)

- Uconnect 5.0 Plus:**
- 8.4-inch full-colour touch-screen display
 - Remote SD card slot
 - HVAC control integration
 - SMS response (Dictation)



Uconnect 8.4AN (RA4)

- Uconnect 8.4A Plus:**
- 3D GPS navigation with "one-shot" voice recognition

ST (REG / QUAD / CREW) STANDARD EQUIPMENT



POWERTRAIN & PERFORMANCE

- 4.7L Flex Fuel V8 / 6-speed automatic (23A)
- 3.6L Pentastar™ VVT V8 / 8-speed automatic (8HP45) (22A)
- 5.7L HEMI® VVT V8 / 6-speed automatic (25A)
- Front suspension with upper and lower control arms, coil springs, HD shock absorbers
- Rear suspension with multilink coil-spring and HD shock absorbers
- 7- and 4-pin trailer wiring harness
- Electronic shift-on-the-fly part-time transfer case (4x4 models)
- 3.55 rear axle ratio
- Power rack and pinion steering
- Front stabilizer bar
- Rear stabilizer bar on all Quad, Crew and 4x4 models
- Full-size spare tire with steel wheel

INTERIOR AMENITIES

- Heavy-duty vinyl 40/20/40 split bench seat
- Heavy-duty vinyl rear folding bench seat (Quad and Crew Cab models)
- Front seat centre armrest with cupholders
- Front seat storage tray (Crew Cab models)
- Air conditioning
- Cruise control
- Uconnect 3.0
- USB 1.5 amp for personal devices port
- Electronic Vehicle Information Centre (EVIC)
- 12-volt auxiliary power outlets
- Instrument panel with black bezel
- Power door locks and front windows with one-touch up/down (Quad and Crew Cab models)
- Behind the seat storage bin (Regular Cab models)
- Rear in-floor storage (Crew Cab models)
- Rear underseat storage bins (Quad and Crew Cab models)
- Tilt steering column

SAFETY & SECURITY

- Advanced multistage driver and front passenger air bags*
- Supplemental side-curtain air bags*
- Supplemental front-seat side air bag*
- Electronic Stability Control* with Hill Start Assist, Trailer Sway Control, Electronic Roll Mitigation, Rain Brake Support, Ready Alert Braking and Traction Control
- Four-wheel disc antilock brakes with Brake Assist
- Sentry Key® anti-theft engine immobilizer
- Automatic headlamps
- Tire pressure monitoring system with display screen
- Driver and front passenger knee bolsters

EXTERIOR FEATURES

- 17-inch light weight steel wheels
- P265/70R17 BSW all season Goodyear® tires
- Black 6x9 power heated mirrors, manual folding (Quad and Crew Cab models)
- Halogen quad headlamps
- Black grille, door handles, and bumpers
- Grey upper fascia

OPTIONS

- Ram Express model (2TC)
- Ram Tradesman model (2TB)
- Ram HFE model (2TP)
- Trailer Brake Control Group (AHE)
- Tri-fold tonneau cover (CS7)
- Wheel to wheel side steps (MRA)
- Uconnect 5.0 (RA2)
- RamBox® cargo management system (XB9)
- Class IV receiver hitch (XFH)

Please see your retailer for the full list of options

*All disclaimers and disclosures can be found on the inside back cover.

[†]Late/Limited availability.

^ΔPlease see the multimedia section for full details. Images shown are for illustration purposes only.

RAM 1500

SXT REG / QUAD / CREW



- 4.7L Flex Fuel V8 / 6-speed automatic (23A)
- 3.6L Pentastar™ VVT V8 / 8-speed automatic (8HP45) (22A)
- 5.7L HEMI® VVT V8 / 6-speed automatic (25A)

Differences/Upgrades over ST:

- Cloth 40/20/40 bench seat
- Chrome grille with black hex-link insert
- Chrome front and rear bumpers
- 17-inch Tech Silver Aluminum wheels
- Remote keyless entry
- SiriusXM™ Satellite radio* with one year subscription
- Floor covering carpet
- Front and rear floor mats

Options

- Mopar Chrome Side Step and Bed Rail (ACZ)
- Protection Group (ADB)
- Chrome Accents Group (AEE)
- Trailer Brake Control Group (AHE)
- Power and Remote Entry Group (AJH)
- Front Rubber Floor Mats (CLY)
- Tri-Fold Tonneau Cover (CS7)
- 3.92 Rear Axle Ratio (DMH)
- Anti-Spin Differential Rear Axle (DSA)
- Rear Sliding Window (GFD)
- Folding Trailer Tow Mirrors (GPD)
- Fog Lamps (LNI)
- Wheel to Wheel Side Steps (MRA)
- Mopar Chrome Tubular Side Steps (MRT)
- Uconnect™ 5.0 (RAZ)
- Remote CD Player (RH1)
- Parkview® Rear Back-Up Camera* (XAC)
- RamBox® Cargo Management System (XB9)
- Class IV Receiver Hitch (XFH)
- Spray in Bedliner (XMH)
- Remote Start and Security Group (Fleet only) (AJB)
- 750 Amp Maintenance Free Battery (Crew Cab with 6'4" box) (Fleet only) (BCQ)
- Under Rail Box Bedliner (Fleet only) (XME)
- Park-Sense® Rear Park Assist System* (Quad/Crew) (Fleet only) (XAA)
- LT265/70R17E OWL On-/Off-road Goodyear Tires (Fleet only) (TXN)

SLT REG / QUAD / CREW



- 3.6L Pentastar VVT V6 / 8-speed automatic (8HP45) (22G)
- 5.7L HEMI VVT V8 with MDS / 6-speed automatic (25G)
- 5.7L HEMI VVT V8 with MDS / 8-speed automatic (8HP70) (26G)¹

Differences/Upgrades over SXT:

- Body-colour upper fascia
- Body-colour and chrome door handles
- Overhead console
- Premium door trim with map pocket
- Rear power sliding window (Quad/Crew)
- Instrument panel colour keyed bezel
- Passenger side sun visor with mirror
- Temperature and compass gauges
- Power door locks and front windows with one-touch down (Regular cab)
- Traveller and mini trip computer
- Remote USB port (for charging only)
- 180 amp alternator

Options

- Premium Cloth Bucket Seats (*MJ)
- Cloth 40/20/40 Prem Bench Seat (*M9)
- Mopar Chrome Side Step and Bed Rail (ACZ)
- Luxury Group (ADA)
- Protection Group (ADB)
- Chrome Accents Group (AEE)
- Remote Start and Security Group (AJB)
- Popular Equipment Group (Regular cab only) (ALW)
- SLT Plus Décor Group (Quad/Crew) (ATK)
- Black Vinyl Floor Covering (CKJ)
- Front and Rear Rubber Floor Mats (Quad and Crew) (CLF)
- Front Rubber Floor Mats (Regular Cab)(CLY)
- Tri-Fold Tonneau Cover (CS7)
- 3.21 Rear Axle Ratio (DMC)
- 3.55 Rear Axle Ratio (DMD)
- 3.92 Rear Axle Ratio (DMH)
- Anti-Spin Differential Rear Axle (DSA)
- Rear Window Defroster (Quad/Crew) (GFA)
- Rear Sliding Window (Regular cab) (GFD)
- Power Black Trailer Tow Mirrors (GPG)
- Power Sunroof (Quad/Crew) (GWA)
- Fog Lamps (LNI)
- Wheel To Wheel Side Steps (n/a on 8' box) (MRA)
- Mopar Chrome Tubular Side Steps (MRT)
- 121-litre Fuel Tank (Quad/Crew) (NFX)
- Uconnect 5.0
- Uconnect 8.4A
- Uconnect 8.4AN
- Nine Amplified Speakers with Subwoofer (Quad/Crew) (RC3)
- Premium I Speakers (Regular cab only) (RCK)
- Single Disc Remote CD Player (RH1)
- Air Suspension, Four-Corner (Quad/Crew) (SER)
- P265/70R17 OWL All-Season Tires (TTY)
- LT265/70R17E OWL On-/Off Road Tires (TXN)
- 20-inch Aluminum Wheels (WRE)
- 20-inch Polished Aluminum Wheels (WRF)
- Park-Sense Rear Park Assist System (Quad/Crew) (XAA)
- ParkView Rear Back-up Camera (XAC)
- RamBox Cargo Management System (XB9)
- Tow Hooks (XEA)
- Class IV Receiver Hitch (XFH)
- Trailer Brake Control (XHC)

OUTDOORSMAN QUAD CAB / CREW CAB



- 5.7L HEMI VVT V8 with MDS / 6-speed automatic (25T)
- 5.7L HEMI VVT V8 with MDS / 8-speed automatic (8HP70) (26T)¹

Differences/Upgrades over SLT:

- Body-colour grille
- Lower two-tone paint in Mineral Grey Metallic
- Painted front/rear bumper in Mineral Grey Metallic
- Painted fender flares in Mineral Grey Metallic
- Rear extra heavy duty shock absorbers
- Tow hooks
- Transfer case skid plate shield
- Front suspension skid plate
- Front and rear rubber floor mats
- 3.92 rear axle ratio
- Anti-spin differential rear axle
- Fog lamps
- Uconnect 3.0
- LT265/70R17E OWL on-/off-road tires (Goodyear)
- Class IV receiver hitch
- Chrome accent shift knob
- 121-litre fuel tank

Options

- Premium Cloth Bucket Seats (*MJ)
- Cloth 40/20/40 Prem Bench Seat (*M9)
- Mopar Chrome Side Step and Bed Rail (ACZ)
- Luxury Group (ADA)
- Comfort Group (AGF)
- Remote Start and Security Group* (AJB)
- Black Vinyl Floor Covering (n/a on Crew with 6'4" box) (CKJ)
- Monotone Outdoorsman (AP1)
- Tri-Fold Tonneau Cover (CS7)
- 3.21 Rear Axle Ratio (DMC)
- 3.55 Rear Axle Ratio (DMD)
- 3.92 Rear Axle Ratio (DMH)
- Anti-Spin Differential Rear Axle (DSA)
- Rear Window Defroster (Quad/Crew) (GFA)
- Power Black Trailer Tow Mirrors, manual folding (GPG)
- Power Sunroof (Quad/Crew) (GWA)
- Wheel to Wheel Side Steps (n/a on 8' box) (MRA)
- Mopar Chrome Tubular Side Steps (MRT)
- Uconnect 8.4A
- Uconnect 8.4AN
- Nine Amplified Speakers with Subwoofer (Quad/Crew) (RC3)
- Single Disc Remote CD Player (RH1)
- Air Suspension, Four-Corner (Quad/Crew) (SER)
- 20-inch Aluminum Wheels (WRE)
- Park-Sense Rear Park Assist System* (Quad/Crew) (XAA)
- ParkView Rear Back-up Camera* (XAC)
- RamBox Cargo Management System (XB9)
- Class IV Receiver Hitch (XFH)
- Trailer Brake Control (XHC)
- Spray-In Bedliner (Quad and Crew) (XMF)
- Rear Seat Video System (Quad/Crew Cab) (XRV)
- Rear Sliding Window (Reg Crew Cab) (GFD)

*All disclaimers and disclosures can be found on the inside back cover.

¹5.7L HEMI® V8 with 8-speed automatic is late availability.

RAM 1500

BIG HORN QUAD CAB / CREW CAB



- 5.7L HEMI® VVT V8 with MDS / 6-speed automatic (25X)
- 5.7L HEMI VVT V8 with MDS / 8-speed automatic (8HP70)(26X)¹

Differences/Upgrades over SLT:

- 20-inch chrome clad cast aluminum wheels
- Chrome grille with chrome billets
- Mopar chrome tubular side steps
- Power-folding chrome heated mirrors with supplemental turn signals and courtesy lamps
- Fog lamps
- Dual rear exhaust with bright tips
- P275/60R20 BSW all-season tires (Goodyear)
- Uconnect™ 5.0
- Overhead console with universal garage door opener*
- Sun visors with illuminated vanity mirrors
- Auto-dimming rearview mirror with display
- Electroluminescent instrument cluster
- Rear dome lamp with on/off switch
- Leather-wrapped steering wheel with audio controls
- Electric shift-on-demand transfer case (4X4 models)
- Chrome accent shift knob
- Glove box, underhood and ashtray lamps

Options

- Premium Cloth Bucket Seats (*MJ)
- Cloth 40/20/40 Premium Bench Seat (*M9)
- Protection Group (ADB)
- Comfort Group (AGF)
- Remote Start and Security Group (AJB)
- Black Vinyl Floor Covering (n/a on Crew with 6'4" box) (CKJ)
- Tri-Fold Tonneau Cover (CS7)
- 3.21 Rear Axle Ratio (DMC)
- 3.55 Rear Axle Ratio (DMD)
- 3.92 Rear Axle Ratio (DMH)
- Anti-Spin Differential Rear Axle (DSA)
- Rear Window Defroster (Quad/Crew) (GFA)
- Power Chrome Trailer Tow Mirrors (GPC)
- Power Sunroof (Quad/Crew) (GWA)
- Wheel to Wheel Side Steps (n/a on 8' box) (MRA)
- 121-litre Fuel Tank (Quad/Crew) (NFX)
- Uconnect 5.0 (RA2)
- Uconnect 8.4A (RA3)
- Nine Amplified Speakers with Subwoofer (Quad/Crew) (RC3)
- Single Disc Remote CD Player (RH1)
- Uconnect Access via Mobile (RSW)
- Air Suspension, Four-Corner (Quad/Crew) (SER)
- 17x7.0 Aluminum Chrome Clad Wheels (WFJ)
- Park-Sense® Rear Park Assist System* (Quad/Crew) (XAA)
- ParkView™ Rear Back-Up Camera* (XAC)
- RamBox® Cargo Management system (XB9)
- Class IV Receiver Hitch (XFH)
- Spray-in Bedliner (Quad/Crew) (XMF)
- Rear Seat Video System (Quad/Crew Cab) (XRV)

SPORT REG / QUAD / CREW



- 5.7L HEMI VVT V8 with MDS / 6-speed automatic (25L)
- 5.7L HEMI VVT V8 with MDS / 8-speed automatic (8HP70) (26L)¹

Differences/Upgrades over SLT:

- 20-inch polished aluminum wheels (Quad/Crew)
- Body-colour grille with bright billets (Quad/Crew)
- Body-colour front fascia and rear bumper with step pad
- Body-colour exterior mirrors
- Power folding, heated, auto-dimming, body-colour mirrors with supplemental turn signal and courtesy lamp
- Premium bi-function halogen projector headlamps with black surround
- Premium LED taillamps (turn/stop/tail/running lights) with black surround
- Dual rear exhaust with sport rumble
- Fog lamps
- Cloth high-back bucket seats
- LED interior lighting
- Full length floor console
- Rear 60/40 split folding seat (Quad/Crew)
- Power lumbar adjust front driver seat
- Power 10-way driver's seat
- Fold-flat load floor storage
- Uconnect 8.4A
- Auto-dimming rearview mirror with microphone
- 115-volt auxiliary power outlet
- Premium seven inch Thin Film Transistor instrument cluster
- Rear dome lamp with on/off switch
- Leather-wrapped steering wheel with audio controls
- Sun visors with illuminated vanity mirrors
- P275/60R20 OWL all-season tires (Goodyear)
- Universal garage door opener*

SPORT R/T (Regular cab only)

Differences over SLT

- 22-inch forged aluminum polished wheels
- Performance hood
- 4.10 rear axle ratio with antispin
- Premium I speakers
- Body-colour grille with black mesh insert and R/T badge
- P285/45R22 BSW all season tires (Goodyear)

Options

- Leather-Faced Bucket Seats (Quad/Crew) (*CJ)
- Mopar Chrome Side Step and Bed Rail (ACZ)
- Convenience Group (ADC)
- Comfort Group (AGF)
- Remote Start And Security Group (AJB)
- Sport Premium Group (Quad/Crew) (ANF)
- Front and Rear Rubber Floor Mats (CLF)
- Front Rubber Floor Mats (Sport R/T) (CLY)
- Tri-Fold Tonneau Cover (CS7)
- Passenger Seat Back Map Pocket (Quad Cab only) (CS9)
- 3.21 Rear Axle Ratio (DMC)
- 3.92 Rear Axle Ratio (DMH)
- Anti-Spin Differential Rear Axle (DSA)
- Rear Window Defroster (Quad/Crew) (GFA)
- Rear Sliding Window (Regular cab only) (GFD)
- Power Black Trailer Tow Mirrors (GPG)
- Power Sunroof (Quad/Crew) (GWA)
- Sport Performance Hood (MGB)
- Wheel to Wheel Side Steps (n/a on 8' box) (MRA)
- Mopar Chrome Tubular Side Steps (MRT)
- 121-litre Fuel Tank (Quad/Crew) (NFX)
- Uconnect 8.4AN (RA4)
- Single Disc Remote CD Player (RH1)
- Air Suspension, Four-Corner (Quad/Crew) (SER)
- Park-Sense Rear Park Assist System* (Quad/Crew) (XAA)
- ParkView Rear Back-Up Camera* (XAC)
- Power Adjustable Pedals (XAP)
- RamBox Cargo Management System (XB9)
- Class IV Receiver Hitch (XFH)
- Trailer Brake Control (XHC)
- Spray-in Bedliner (Quad/Crew) (XMF)
- Rear Seat Video System (Quad/Crew) (XRV)

LARAMIE QUAD CAB / CREW CAB



- 5.7L HEMI VVT V8 with MDS / 6-speed automatic (25H)
- 5.7L HEMI VVT V8 with MDS / 8-speed automatic (8HP70) (26H)¹

Differences/Upgrades over Sport:

- Chrome grille with chrome hex-perforated insert
- Chrome front and rear bumpers
- Lower two-tone paint and fender flares in Bright Silver Metallic
- Body-colour/chrome door handles
- Accent fender flares
- Dual rear exhaust with bright tips
- Power folding, heated, chrome mirrors with supplemental turn signal and courtesy lamps
- Premium LED taillamps (turn/stop/tail/running lights) with chrome surround
- Leather-faced 40/20/40 bench seat
- Heated and ventilated front seats
- Automatic dual zone temperature control
- Front armrest with cupholders
- Front centre seat cushion storage
- Deluxe door trim panel
- Storage tray (Crew only)
- Instrument panel woodgrain bezel
- Power 10-way with memory driver and six-way passenger seats
- Front and rear door accent lighting
- Memory feature for radio/driver's seat/mirrors/pedals
- Security alarm
- Heated steering wheel
- Nine amplified speaker system with subwoofer
- P275/60R20 BSW all-season tires (Goodyear)
- ParkView Rear Back-up camera*

Options

- Leather-Faced Bucket Seats (*GJ)
- Mopar Chrome Side Step and Bed Rail (ACZ)
- Protection Group (ADB)
- Convenience Group (ADC)
- Chrome Accents Group (AEE)
- Monotone Paint (APA)
- Front and Rear Rubber Floor Mats (CLF)
- Tri-Fold Tonneau Cover (CS7)
- 3.21 Rear Axle Ratio (DMC)
- 3.92 Rear Axle Ratio (DMH)
- Anti-Spin Differential Rear Axle (DSA)
- Rear Window Defroster (Quad/Crew) (GFA)
- Power Chrome Trailer Tow Mirrors (GPC)
- Power Sunroof (Quad/Crew) (GWA)
- Wheel to Wheel Side Steps (n/a on 8' box) (MRA)
- Mopar Chrome Tubular Side Steps (MRT)
- 121-Litre Fuel Tank (Quad/Crew) (NFX)
- Uconnect 8.4AN (RA4)
- Single Disc Remote CD Player (RH1)
- Air Suspension, Four-Corner (Quad/Crew) (SER)
- P275/60R20 OWL All-Season Tires (TUB)
- 17x7.0 Aluminum Chrome Clad Wheels (WFJ)
- Park-Sense Rear Park Assist System (Quad/Crew) (XAA)
- Remote Start System (XBM)
- RamBox Cargo Management System (XB9)
- Tow Hooks (XEA)
- Class IV Receiver Hitch (XFH)
- Trailer Brake Control (XHC)
- Spray In Bedliner (Quad/Crew) (XMF)
- Rear Seat Video System (Quad/Crew) (XRV)

*All disclaimers and disclosures can be found on the inside back cover.

¹5.7L HEMI V8 with 8 speed automatic is late availability.

RAM 1500

LONGHORN CREW CAB



- 5.7L HEMI® VVT V8 with MDS / 6-speed automatic (25K)
- 5.7L HEMI VVT V8 with MDS / 8-speed automatic (8HP70)(26K)¹⁾

Differences/Upgrades over LARAMIE:

- Premium leather bucket seats with laser etching
- Lower two-tone paint, front/rear fascias, fender flares and running boards in White Gold Metallic
- 20-inch aluminum chrome clad wheels
- Chrome grille with chrome wave-mesh
- Full length premium floor console
- Premium instrument cluster
- Premium interior accents
- Heated 2nd-row seats
- Mopar® bright door entry guards
- Uconnect™ 8.4AN
- Premium leather wrapped steering wheel with audio controls
- Park-Sense® Rear Park Assist system
- Remote start system
- Tow hooks
- Spray-in bedliner
- Premium door trim panel
- Luxury front and rear floor mats

Options

- Premium Leather Bucket Seats, non-filigree (*DJ)
- Mopar Chrome Side Step and Bed Rail (ACZ)
- Protection Group (ADB)
- Convenience Group (ADC)
- Chrome Accents Group (AEE)
- Monotone Paint (APA)
- Tri-Fold Tonneau Cover (CS7)
- 3.21 Rear Axle Ratio (DMC)
- 3.92 Rear Axle Ratio (DMH)
- Anti-Spin Differential Rear Axle (DSA)
- Rear Window Defroster (Quad/Crew) (GFA)
- Power Chrome Trailer Tow Mirrors (GPC)
- Power Sunroof (Quad/Crew) (GWA)
- Wheel to Wheel Side Steps (n/a on 8' box) (MRA)
- Mopar Chrome Tubular Side Steps (MRT)
- Single Disc Remote CD Player (RH1)
- Air Suspension, Four-Corner (Quad/Crew) (SER)
- P275/60R20 OWL All Season Tires (TUB)
- RamBox® Cargo Management system (XB9)
- Class IV Receiver Hitch (XFH)
- Trailer Brake Control (XHC)

PACKAGE CONTENT

Premium Cloth Bucket Seats (*MJ)

- Rear 60/40 split folding seat (Quad/Crew)
- Full length floor console
- Fold-flat load floor storage (n/a on crew with 6'4" box)
- Floor-mounted automatic shift lever
- 115-volt auxiliary power outlet
- Power lumbar adjusts
- Power 10-way driver seat
- Ash tray lamp

Cloth 40/20/40 Premium Bench Seat (*M9)

- Rear 60/40 split folding seat (Quad/Crew)
- Front centre seat cushion storage
- Fold-flat load floor storage
- 115-volt auxiliary power outlet
- Power lumbar adjusts
- Power 10-way driver seat

Leather-faced Bucket Seats (Quad and Crew) (*CJ)

- Heated and ventilated front seats
- Power 10-way driver and 6-way pass seats
- Heated steering wheel

Leather-faced Bucket Seats (*GJ)

- Full length floor console
- Floor-mounted automatic shift lever
- Heated 2nd-row seats (Crew cab only)

Premium Leather Bucket Seats (*DJ)

- Non-filigree
- Fold-flat load floor storage
- Ventilated and heated front seats
- Heated 2nd-row seats
- Power lumbar adjust driver's seat
- Rear 60/40 split folding bench seat
- Power 10-way driver's seat with memory and six-way passenger seat
- 115-volt auxiliary power outlet

Mopar Chrome Side Step and Bed Rail (ACZ)

- Mopar Chrome Steel Bed Rails
- Mopar Chrome Tubular Side Steps

Luxury Group (ADA)

- Overhead Console with universal garage door opener*
- Sun Visors with illuminated Vanity Mirrors
- Auto-dimming exterior mirrors
- Auto-dimming rearview mirror with display and microphone
- Power folding heated mirrors
- Exterior Mirrors with supplemental turn signals and courtesy lamps
- Premium seven inch Thin Film Transistor (TFT) instrument cluster
- Glove Box, ashtray, and underhood lamps
- Rear Dome lamp with on/off switch
- Leather-wrapped steering wheel with audio controls
- Universal garage door opener

Chrome Accents Group (AEE)

- Mopar Chrome bodyside moulding
- Mopar Chrome Tubular Side Steps
- Mopar Chrome Exhaust Tip (Reg./Quad)

Popular Equipment Group (Regular cab only) (ALW)

- Cloth 40/20/40 premium bench seat
- Front centre seat cushion storage
- Fold-flat load floor storage
- 115-volt auxiliary power outlet
- Power lumbar adjusts
- Power 10-way driver seat
- Fog lamps
- Rear stabilizer bar
- Full size temporary use spare tire
- P275/60R20 BSW all-season tires
- 20-inch aluminum wheels
- Locking lug nuts

Ram HFE Model (2TP)

- Regular Cab short box only
- 3.6L Pentastar VVT V6 engine with 8-speed automatic (ERB) (Standard)
- 5.7L HEMI VVT V8 engine with 8-speed automatic (optional)
- 17-inch aluminum wheels
- 800 amp maintenance-free battery
- High fuel efficiency badge
- Stop-start system
- Active grille shutter system
- Tri-fold tonneau cover

Ram Express model (2TC)

- Regular Cab short box only
- 5.7L HEMI VVT V8
- Floor-covering carpet
- Front floor mats
- Fog lamps
- Body-colour grille and front fascia
- Body-colour rear bumper with step pads
- Dual rear exhaust with bright tips
- 20-inch aluminum wheels
- Full size temporary use spare tire
- P275/60R20 BSW all-season tires
- 275/60R20 OWL all-season tires
- Locking lug nuts

Ram Tradesman Model (2TB)

- Regular Cab only
- 5.7L HEMI VVT V8
- Class IV receiver hitch
- Spray-in bedliner

Monotone Outdoorsman (AP1)

- Body-colour fender flares
- Chrome front and rear bumpers

Protection Group (ADB)

- Transfer case skid plate shield
- Front suspension skid plate

Convenience Group (ADC)

- Remote proximity keyless entry
- Keyless Enter 'n Go™
- Rain-sensitive windshield wipers
- SmartBeam™ headlamps

Comfort Group (AGF)

- Heated front seats
- Heated steering wheel

Remote Start and Security Group (AJB)

- Security alarm
- Remote start system

Sport Premium Group (Quad and Crew) (ANF)

- Air conditioning with automatic dual zone temperature control
- Nine amplified speaker system with subwoofer

Monotone Paint (APA)

- Bright front and rear bumpers (MBF)
- Body-colour fender flares (MML)
- Mopar Chrome Tubular Side Steps (MRT)
- 20-inch Forged aluminum polished wheels (WRJ)

SLT Plus Decor Group (Quad / Crew) (ATK)

- Luxury group (ADA)
- Overhead console with universal garage door opener*
- Sun visors with illuminated vanity mirrors
- Auto-dimming exterior mirrors
- Auto-dimming rearview mirror with display and microphone
- Heated exterior mirrors, power-folding
- Mirrors with supplemental turn signals and courtesy lamps
- Electroluminescent instrument cluster
- Glove box, ashtray, and underhood lamps
- Rear dome lamp with on/off switch
- Fog lamps
- Chrome grille with chrome billets
- Dual rear exhaust with bright tips
- Leather-wrapped steering wheel with audio controls
- Full-size temporary use spare tire
- P275/60R20 BSW all-season tires
- 20-inch aluminum wheels
- Universal garage door opener*
- Locking lug nuts

*All disclaimers and disclosures can be found on the inside back cover.

¹⁾5.7L HEMI V8 with 8-speed automatic is late availability.

2012 RAM (EXTENDED MODEL YEAR) 2500/3500



PRODUCT HIGHLIGHTS

- Extended 2012 Model Year
- Canada's Longest-Lasting Line of Pickups⁽¹⁾
- Top-selling diesel truck in Canada for 2010 and 2011⁽²⁾
- Six unique models to choose from (ST, SLT, Outdoorsman, Power Wagon®, Laramie, Laramie Longhorn)
- Available in Regular Cab, Crew Cab and Mega Cab®, 4x2 or 4x4, Short or Long Box, Single-Rear-Wheel or Dual-Rear-Wheel
- Towing⁽³⁾ up to 10,319 kg (22,750 lb) on Ram 3500, when properly equipped
- Unsurpassed 800 lb-ft of torque⁽⁴⁾
- Up to 13,653 kg (30,100 lb) of maximum GCWR on Ram 3500, when properly equipped
- Unsurpassed 5-year/160,000-kilometre Diesel Powertrain Limited Warranty*
- Diesel Exhaust Brake (included with diesel engine)
- Largest interior volume in its class (Mega Cab)⁽⁴⁾
- Class-exclusive in-floor storage (Crew Cab models)⁽⁴⁾
- Class-exclusive 6-speed manual transmission⁽⁴⁾
- Class-exclusive available RamBox® Cargo Management System⁽⁴⁾
- Most capable off-road full-size pickup (Ram Power Wagon)⁽⁴⁾

DID YOU KNOW?

- Cummins®-equipped Ram trucks exceeding 500,000 km are common, with some even surpassing the 1.6 million km mark
- Over 1.7 million Ram models have been powered by the Cummins diesel engine
- Ram is the only heavy duty pickup in the market that does not require Diesel Exhaust Fluid (DEF) to meet stringent Canadian emissions standards
- Ram Heavy Duty with Cummins is both B5 and B20 biodiesel capable
- All Ram 2500/3500 pickups come with a standard Class IV heavy duty trailer receiver hitch



*All disclaimers and disclosures can be found on the inside back cover. ⁽¹⁾Longest-Lasting based on longevity. Based on R.L. Polk Canada, Inc. Canadian Vehicles In Operation, data as of July 1, 2011, for model years 1988-2011 ⁽²⁾Best-Selling based on R.L. Polk Canada Inc. 2010 and 2011 CY vehicle, registrations for large pickups under 14,000 lb GVW ⁽³⁾Based on 3500 Regular Cab 4x2 pickups when properly equipped. ⁽⁴⁾Based on 2012 Ward's Full-size Pickup segmentation.

FLEETCHRYSLER.CA | 1-800-463-3600 | RAMBODYBUILDER.COM

2012 RAM 2500/3500


PAINT⁽¹⁾



FABRIC



WHEELS



⁽¹⁾Specialty paint colours available on Ram heavy duty, find out more on ramtruck.ca

⁽²⁾Lower two-tone on Laramie Longhorn

2012 RAM 2500/3500

SPECIFICATIONS^s

Exterior	Regular Cab 4x2	Regular Cab 4x4	Crew Cab 4x2	Crew Cab 4x4 ⁽¹⁾	Mega Cab [®] 4x2/4x4
Wheelbase	3569 (140.5)	3569 (140.5)	3794 (149.4)/4303 (169.4)	3782 (148.9)/4290 (168.9)	4077 (160.5)
Box Length, m (ft)	2.4 (8)	2.4 (8)	1.9 (6.33)/2.4 (8)	1.9 (6.33)/2.4 (8)	1.9 (6.33)
Overall Length	5852 (230.4)	5852 (230.4)	6030 (237.4)/6589 (259.4)	6030 (237.4)/6589 (259.4)	6309 (248.4)
Width at Body ⁽²⁾	2018 (79.5)/2449 (96.4) ⁽³⁾	2018 (79.5)/2449 (96.4) ⁽³⁾	2018 (79.5)/2449 (96.4) ⁽³⁾	2018 (79.5)/2449 (96.4) ⁽³⁾	2018 (79.5)/2449 (96.4) ⁽³⁾
2500					
Max. Towing	7031 (15,500)	6827 (15,050)	6849 (15,100)	6645 (14,650)	6713 (14,800)/6464 (14,250)
Max. Payload	1447 (3190)	998 (2200)	1326 (2930)	1143 (2520)	1148 (2530)/948 (2090)
Max. GVWR	4082 (9000)	4082 (9000)	4082 (9000)	4354 (9600)	4082 (9000)/4354 (9600)
Max. GCWR	9979 (22,000)	9979 (22,000)	9979 (22,000)	9979 (22,000)	9979 (22,000)
Height (empty)	1862 (73.3)	1923 (75.7)	1872 (73.7)	1974 (77.7)	1882 (74.1)/1989 (78.3)
Tailgate Load Height	850 (33.5)	967 (38.1)	847 (33.4)	922 (36.3)	844 (33.2)/921 (36.2)
3500					
Max. Towing kg (lb)	10,319 (22,750) ⁽⁴⁾	10,047 (22,150) ⁽⁴⁾	8256 (18,200) ⁽⁴⁾	9140 (20,150) ⁽⁴⁾	8324 (18,350)/8142 (17,950) ⁽⁴⁾
Max. Payload kg (lb)	2350 (5180)	2245 (4950)	1887 (4160)	2127 (4690)	1370 (3020)/1179 (2600)
Max. GVWR kg (lb)	5534 (12,200) ⁽³⁾	5534 (12,200) ⁽³⁾	5216 (11,500) ⁽³⁾	5579 (12,300) ⁽³⁾	4763 (10,500) ⁽³⁾
Max. GCWR kg (lb)	13,653 (30,100) ⁽⁴⁾	13,608 (30,000) ⁽⁴⁾	13,608 (30,000) ⁽⁴⁾	13,608 (30,000) ⁽⁴⁾	11,793 (26,000) ⁽⁴⁾
Height (empty) mm (inches)	1869 (73.6)	1989 (77.9)	1886 (74.2)	1991 (78.4)	1883 (74.1)/1989 (78.3)
Tailgate Load Height	— SB	—	857 (33.7)	937 (36.9)	844 (33.2)/921 (36.2)
	— SB	856 (33.7)	935 (36.8)	833 (32.8) ⁽³⁾	—

All Ram Interiors	Regular Cab	Crew Cab	Mega Cab
Head Room (Front/Rear)	1024 (40.3)	1041 (41.0)/1013 (39.9)	1041 (41.0)/1024 (40.3)
Hip Room (Front/Rear)	1598 (62.9)	1605 (63.2)/1605 (63.2)	1605 (63.2)/1605 (63.2)
Shoulder Room (Front/Rear)	1676 (66.0)	1676 (66.0)/1669 (65.7)	1676 (66.0)/1669 (65.7)
Leg Room (Front/Rear)	1041 (41.0)	1041 (41.0)/1024 (40.3)	1041 (41.0)/1100 (43.3)

MULTIMEDIA CENTRES^Δ



Uconnect™ 130 (RES)

- CD/MP3/AM/FM
- Auxiliary input jack



Uconnect 430N (RHB)

Uconnect 130 Plus:

- Garmin® GPS Navigation*
- SiriusXM™ Satellite radio with one-year subscription
- SiriusXM Replay, Game Zone™, favourite song/artist alert
- 28 GB hard drive



Uconnect 730N (RHR)

Uconnect 430N Plus:

- Enhanced GPS navigation* with dead reckoning, split screen and voice command
- 20 GB Hard Drive
- Uconnect™ with voice command of phone, radio and music
- Bluetooth™ streaming audio
- Remote USB port
- iPod® connectivity
- iPod/USB playback with radio controls

ST REG/CREW



- 5.7L V8 HEMI™/6-speed automatic (26A)
- 6.7L I6 Cummins® Diesel/6-speed manual (2EA)
- 6.7L I6 Cummins Diesel HO/6-speed automatic (2FA)

SELECT STANDARD EQUIPMENT

- Heavy-duty vinyl 40/20/40 split-bench seat
- 2nd-row in-floor storage bins (Crew Cab)
- Rear folding seat (Crew Cab)
- Black vinyl floor covering
- Rear underseat compartment storage (Crew Cab)
- Rear in-floor storage bin (Crew Cab Only)
- 3.73 rear axle ratio (3.42 ratio on 3500 models)
- Tinted glass and rear fixed window
- Power heated black mirrors, manual folding (2500 models)
- Power black trailer tow mirrors (3500 models)
- Air conditioning
- Instrument cluster with display screen
- 12-volt auxiliary power outlet
- Manual locks and windows (Regular Cab)
- Power locks/front windows with one-touch up/down (Crew Cab)
- Electronic Vehicle Information Centre
- Rear dome and cargo lamp
- Automatic headlamps
- Cruise control (included with diesel)
- Black grille, door handles, and bumpers
- 128L (28 gal) (standard with Short Box)
- 132L (29 gal) (standard with Long Box)
- Engine block heater
- Heavy-duty engine cooling
- Uconnect 130 CD/MP3 radio and six speakers
- Auxiliary input jack for mobile devices
- Front/rear heavy-duty shock absorbers
- Front stabilizer bar
- Tilt steering column
- LT245/70R17E BSW all-season tires (2500 Models)
- LT265/70R17E BSW all-season tires (3500 Models)
- Class IV Hitch Receiver
- Seven/four-pin trailer tow wiring harness
- Tow hooks (standard on all 3500 models)
- Anti-spin differential rear axle (3500 models only)
- Single rear wheels (3500 Crew Short Box models)
- Front-seat side air bags
- Advanced driver/front passenger air bags
- Electronic Stability Control (SRW models)
- Four-wheel disc brakes with ABS
- SentryKey™ anti-theft engine immobilizer
- Diesel exhaust brake (with diesel engine)

OPTIONS

- Cloth 40/20/40 bench seat (*M9)
- Chrome Appearance Group (AED)
- SXT Appearance Group (AGR)
- Smoker's Group (AWS)
- Front and rear rubber floor mats (CLE)
- 3.73 rear axle ratio (3500 with 6-speed manual) (DME)
- 4.10 rear axle ratio (3500 SRW automatic only) (DMF)
- 3.42 rear axle ratio (with automatic and diesel engine) (DMR)
- Anti-spin differential rear axle (2500 models) (DSA)
- Power black trailer tow mirrors (GPG)
- Power folding black trailer tow mirrors (LER)
- Clearance lamps (LNC)
- Mopar® chrome tubular side steps (MRT)
- Cruise control (with gas engine) (NHM)
- Dual transmission oil cooler (NHB)
- SiriusXM Satellite radio* with one-year subscription (RSD)
- LT245/70R17E BSW on-/off-road tires (TWE)
- Delete pickup box (XBC)
- RamBox® Cargo Management System (XB9)
- Trailer Brake Control (XBC)
- MAX Towing Package (3500 DRW) (AHQ)
- Single Rear Wheel Group (3500 Crew Long Box/Mega Only) (AR1)
- Heavy Duty Snowplow Prep Group (AHD)

* All disclaimers and disclosures can be found on the inside back cover.

¹ All dimensions are in millimeters (inches) unless otherwise noted. Dimensions shown with base wheel and tire.

Max towing and payload rating are achieved with properly equipped trucks.

² Please see the multimedia section for full details. Images are for illustration purposes only.

³ Not including Power wagon

⁴ Not including mirrors

⁵ Dual Rear wheel model

⁶ With Max Tow package and Dual Rear wheel

2012 RAM 2500/3500

SLT REG/CREW/MEGA



- 5.7L V8 HEMI®/6-speed automatic (26G)
- 6.7L Cummins® I6 Diesel/6-speed manual (2EG)
- 6.7L Cummins I6 Diesel HO/6-speed automatic (2FG)

Differences/Upgrades over ST:

- Cloth 40/20/40 bench seat
- Premium vinyl door trim with map pocket
- Floor-covering carpet
- Front and rear floor mats
- Overhead console
- Chrome accent shift knob
- Rear power sliding window
- Remote keyless entry
- Instrument panel colour-keyed bezel
- Temperature and compass gauge
- LED interior lighting
- Traveller/mini trip computer
- Bright grille, bright front/rear bumpers
- Body-colour headlamp filler panel
- SiriusXM™ Satellite radio* with one-year subscription
- LT265/70R17E BSW All-Season tires (2500 models)
- Rear storage behind 2nd-row (Mega Cab only)

Options

- Premium cloth bucket seats (*MJ)
- Premium cloth 40/20/40 bench seat (*M9)
- Mopar® Chrome Side Step and Bed Rail (ACZ)
- Luxury Group (ADA)
- Chrome Appearance Group (AED)
- SLT Plus Décor Group (ATK)
- Smoker's Group (AWS)
- Black vinyl floor covering (CKJ)
- Front and rear rubber floor mats (CLF)
- 3.73 rear axle ratio (3500 with 6-speed manual) (DME)
- 4.10 rear axle ratio (3500 SRW automatic only) (DMF)
- 3.42 rear axle ratio (with automatic and Diesel engine) (DMR)
- Anti-spin differential rear axle (DSA)
- Rear window defroster (GFA)
- Power black trailer tow mirrors (GPG)
- Power folding black trailer tow mirrors (LER)
- Power sunroof (Crew/Mega only) (GWA)
- Clearance lamps (LNC)
- Fog lamps (LNI)
- Security alarm (LSA)
- Mopar Chrome Tubular Side Steps (MRT)
- Dual transmission oil cooler (NHB)
- Uconnect® Hands-free Communication with Bluetooth** (RSP)
- LT265/70R17E OWL On-/Off-Road tires (TT5)
- ParkView® Rear Back-up Camera* (XAC)
- Power adjustable pedals (XAO)
- Delete pickup box (XBC)
- Remote start system* (XBM)
- RamBox® Cargo Management System (XB9)
- Tow hooks (XEA) (Standard on 3500)
- Trailer brake control (XBC)
- Spray-in bedliner (XMF)
- Rear Seat Video System (Crew/Mega only) (XRV)
- MAX Towing Package (3500 DRW) (AHQ)
- Single-Rear-Wheel Group (3500 Crew Long Box/Mega only) (AR9)
- Heavy Duty Snowplow Prep Group (AHD)

OUTDOORSMAN CREW – 2500 ONLY



- 5.7L V8 HEMI/6-speed automatic (26T)
- 6.7L I6 Cummins Diesel/6-speed manual (2ET)
- 6.7L I6 Cummins Diesel HO/6-speed automatic (2FT)

Differences/Upgrades over SLT:

- Lower two-tone paint in Mineral Grey Metallic
- Front and rear rubber floor mats
- Anti-spin differential rear axle
- Quad headlamps
- Fog lamps
- Painted front/rear bumpers
- Body-colour grille
- Accent fender flares
- Front/rear extra heavy-duty shock absorbers
- LT265/70R17E OWL On-/Off-Road tires
- Tow hooks (not included on 2500 Laramie models)

Options

- Premium cloth bucket seats (*MJ)
- Premium cloth 40/20/40 bench seat (*M9)
- Mopar Chrome Side Step and Bed Rail (ACZ)
- Luxury Group (ADA)
- Smoker's Group (AWS)
- Monotone Outdoorsman with chrome front and rear bumpers (AP1)
- 3.73 rear axle ratio (3500 with 6-speed manual) (DME)
- 3.42 rear axle ratio (with automatic and Diesel) (DMR)
- Rear window defroster (with fixed rear window) (GFA)
- Power black trailer tow mirrors (GPG)
- Power folding black trailer tow mirrors (LER)
- Power sunroof (GWA)
- Clearance lamps (LNC)
- Security alarm (LBA)
- Mopar Chrome Tubular Side Steps (MRT)
- Dual transmission oil cooler (NHB)
- Uconnect 430N (RHB)
- Uconnect Hands-free Communication with Bluetooth* (RSP)
- ParkView Rear Back-up Camera* (XAC)
- Power adjustable pedals (XAO)
- Remote start system* (XBM)
- RamBox Cargo Management System (XB9)
- Trailer brake control (XBC)
- Spray-in bedliner (XMF)
- Rear seat video system (XRV)
- Heavy Duty Snowplow Prep Group (AHD)

POWER WAGON CREW – 2500 ONLY



- 5.7L V8 HEMI/6-speed automatic (26P)

Differences/Upgrades over SLT:

- Shift-on-the-fly manual transfer case
- 4.56 rear axle ratio
- Tru-Lok® front and rear axles
- Front disconnecting stabilizer bar
- Front electric winch 5443 kg (12,000 lb capacity)
- Front and rear floor mats
- Mini floor console
- Clearance lamps
- Bright grille and front/rear bumpers
- Black wheel flares
- Lower two-tone paint in black
- Front/rear heavy-duty shock absorbers
- LT285/70R17D BSW All-Terrain tires
- Fuel tank skid plate shield
- Transfer case skid plate shield
- Trailer brake control

Options

- Premium cloth 40/20/40 bench seat (*M9)
- Luxury Group (ADA)
- Technology Group (ADG)
- Smoker's Group (AWS)
- Black vinyl floor covering (CKJ)
- Front and rear rubber floor mats (CLF)
- Shift-on-the-fly manual transfer case (DK1)
- Rear window defroster (GFA)
- Power black trailer tow mirrors (GPG)
- Power black folding trailer tow mirrors (LGR)
- Power sunroof (GWA)
- Security alarm (LSA)
- Uconnect 430 (RBZ)
- Uconnect 430N (RHB)
- Uconnect 730N (RHR)
- ParkView Rear Back-up Camera* (XAC)
- Power adjustable pedals (XAP)
- Remote start system* (XBM)
- RamBox Cargo Management System (XB9)
- Spray-in bedliner (XMF)
- Rear seat video system (XRV)
- Heavy Duty Snowplow Prep Group (AHD)

*All disclaimers and disclosures can be found on the inside back cover.

2012 RAM 2500/3500

LARAMIE CREW/MEGA



- 5.7L V8 HEMI®/6-speed automatic (26H)
(Standard on 2500 only)
- 6.7L I6 Diesel/6-speed manual (2EH)
(Opt on 2500, Standard on 3500)
- 6.7L I6 Cummins® Diesel HO/6-speed automatic (2FH)
(Optional on 2500 and 3500)

Differences/Upgrades over SLT:

- Leather-faced 40/20/40 bench seat
- Heated front seats
- Rear 60/40 split-folding seat
- Deluxe door trim panel
- Front centre seat cushion storage
- Overhead console with garage door opener
- 3.73 rear axle ratio (3.42 ratio on 3500 models)
- Sun visors with illuminated vanity mirrors
- Auto-dimming exterior mirrors
- Power multifunction chrome mirrors, manual folding
- Exterior mirrors with memory, courtesy lamps/turn signal
- Automatic temperature control with dual-zone control
- Instrument panel woodgrain bezel
- 115-volt auxiliary power outlet
- Power lumbar adjuster
- Power ten-way memory driver and six-way passenger seat
- Glove box and underhood lamp
- Memory for radio/driver's seat/mirror
- Rear dome lamp with on/off switch
- Security alarm
- Bright grille with bright inserts
- Body-colour/chrome door handles
- Lower two-tone paint in bright silver metallic
- Accent fender flares
- Heated steering wheel
- Uconnect™ 730N
- Nine amplified speakers with subwoofer
- Leather-wrapped steering wheel with audio controls
- Front stabilizer bar
- Park-Sense® Rear Park Assist System*

Options

- Leather-faced bucket seats (*GJ)
- Mopar® chrome side step and bed rail (ACZ)
- Chrome accents group (AED)
- Monotone paint (ADA)
- Smoker's group (AWS)
- 3.73 rear axle ratio (3500 with 6-speed manual) (DME)
- 4.10 rear axle ratio (2500, 3500 SRW automatic only) (DMF)
- 3.42 rear axle ratio (with automatic and diesel) (DMR)
- Anti-spin differential rear axle (DSA)
- Rear window defroster (GEA)
- Power chrome trailer tow mirrors (GPC)
- Power sunroof (GWA)
- Clearance lamps (LNC)
- Mopar Chrome Tubular Side Steps (MRT)
- Dual transmission oil cooler (NHB)
- LT265/70R17E OWL On-/Off-Road tires (TT5)
- ParkView® Rear Back-Up Camera* (XAC)
- Power adjustable pedals with memory (XAM)
- Remote start system* (XBM)
- RamBox® Cargo Management System (XB9)
- Spray-in bedliner (XMF)
- Rear seat video system (XRV)
- Tow hooks (XEA) (Standard on 3500)
- MAX Towing Package (3500 DRW) (AHQ)
- Single-rear-wheel group (3500 Crew Cab Long Box/Mega Cab only) (AR9)

LARAMIE LONGHORN CREW/MEGA



- 5.7L V8 HEMI/6-speed automatic (26K)
(Standard on 2500 only)
- 6.7L I6 Cummins Diesel HO/6-speed automatic (2FK)
(Optional on 2500, Standard on 3500)

Differences/Upgrades over Laramie:

- Premium leather low-back bucket seats
- Heated and ventilated front seats and heated 2nd-row seats
- Premium door trim panel
- Luxury front and rear floor mats
- Premium full-length floor console
- Leather-wrapped shift knob
- Premium instrument cluster and interior accents
- Memory for radio/driver seat/mirrors/pedals
- Painted front/rear bumpers
- Lower two-tone paint in White Gold Metallic
- Mopar door sill guards
- Accent-colour running boards
- Premium leather-wrapped steering wheel
- ParkView Rear Back-Up Camera*
- Power adjustable pedals with memory
- Remote start system*
- Spray-in bedliner
- 3.73 rear axle ratio

Options

- Premium leather bucket seats (*XJ)
- Mopar chrome side step and bed rail (ACZ)
- Chrome accents group (ACD)
- Smoker's group (AW)
- Monotone paint (APA)
- 4.10 rear axle ratio (2500, 3500 SRW Automatic only) (DMF)
- 3.42 rear axle ratio (with automatic and diesel) (DMR)
- Anti-spin differential rear axle (*DSA)
- Rear window defroster (GFA)
- Power chrome trailer tow mirrors (GPC)
- Power sunroof (GWA)
- Clearance lamps (LNC)
- Mopar Chrome Tubular Side Steps (MRT)
- Dual transmission oil cooler (NHB)
- LT265/70R17E OWL On-/Off-Road tires (TT5)
- RamBox Cargo Management System (XB9)
- Rear seat video system (XRV)
- MAX Towing Package (3500 DRW) (AHQ)
- Single-rear-wheel group (3500 Crew Cab Long Box/Mega Cab only) (AR9)

*All disclaimers and disclosures can be found on the inside back cover.

2012 RAM 2500/3500

PACKAGE DETAILS

Cloth 40/20/40 Premium Bench Seat (*M9)

- Rear 60/40 split folding seat
- Front centre seat cushion storage
- 115-volt auxiliary power outlet
- Power 10-way driver's seat with power lumbar adjust

Heavy Duty Snowplow Prep Group (AHD)

- 180-amp alternator
- Transfer case skid plate shield

Leather-Faced Bucket Seats (*XI)

- Ventilated low-back front bucket seats
- Heated 2nd-row seats

Luxury Group (ADA)

- Overhead console with universal garage door opener
- Sun visors with illuminated vanity mirrors
- Power heated mirrors, manual folding
- Supplemental signals and courtesy lamps
- Rear dome lamp with on/off switch
- Leather-wrapped steering wheel with audio controls
- Auto-dimming rearview mirror
- Auto-dimming exterior mirrors
- Glove box and underhood lamps

MAX Towing Group (AHQ) (3500 DRW Models)

- Dual transmission oil cooler
- Requires automatic transmission

Premium Cloth Bucket Seats (*MI)

- Low-back bucket seats
- Rear 60/40 split-folding seat
- 115-volt auxiliary power outlet
- Power 10-way driver's seat with power lumbar adjuster

Uconnect™ 730N (RHR)

- Enhanced GPS navigation
- 6.5-inch touch-screen display
- Bluetooth streaming audio
- Uconnect Hands-free Communication with Bluetooth™*
- Remote USB port
- 20 GB hard drive

Protection Group (ADB)

- Tow hooks
- Transfer case skid plate shield

Single Rear Wheel Group (3500 models) (AR9)

- Single rear wheels
- 17-inch polished aluminum wheels
- Electronic Stability Control
- 5500-lb capacity front axle/ 11.5-inch rear axle
- Delete clearance lamps
- LT265/70R 17E BSW all-season tires

Mopar Chrome Side Step and Bed Rail (ACZ)

- Mopar chrome steel bed rails
- Mopar chrome tubular side steps

SLT Plus Décor Group (2500 Models) (ATK)

- Luxury group
- Overhead console with universal garage door opener
- Anti-spin differential rear axle
- Sun visors with illuminated vanity mirrors
- Auto-dimming rearview mirror
- Auto-dimming exterior mirrors
- Power heated mirrors, manual folding
- Supplemental signals and courtesy lamps
- Rear dome lamp with on/off switch
- Quad headlamps
- Fog lamps
- Bright grille with bright inserts
- Leather-wrapped steering wheel with audio controls
- 17-inch polished forged aluminum wheels
- Trailer brake control

Smoker's Group (AWS)

- Removable ashtray
- Cigar lighter

Chrome Accents Group (AED)

- Chrome body-side moulding
- Mopar chrome tubular side steps
- Mopar chrome exhaust tip

ST Popular Equipment Group (AIY)

- Cloth 40/20/40 premium bench seat
- Front centre seat cushion storage
- 115-volt auxiliary power outlet
- Power 10-way driver's seat with power lumbar adjuster
- Fog lamps
- LT265/70R 17E OWL on-/off-road tires

SXT Appearance Group (AGR)

- ST popular equipment group
- Chrome appearance group



2012 RAM EXTENDED MODEL YEAR 3500/4500/5500 CHASSIS CAB



PRODUCT HIGHLIGHTS

Extended 2012 model year

- Available in Regular Cab or Crew Cab models, 3500/4500/5500 series, 4x2/4x4, SRW/DRW and 60-inch/84-inch/108-inch/120-inch Cab-to-Axle lengths
- Available with legendary gas HEMI® V8 engine (Ram 3500) or proven Cummins® High Output Turbo Diesel engine with 610 lb-ft of torque (Ram 4500/5500)
- Best-in-Class standard horsepower and torque (Ram 3500 DRW)⁽¹⁾
- Up to 10,092 kg (22,250 lb) maximum towing capability (Ram 4500/5500)
- Unsurpassed maximum GCWR of 13,608 kg (30,000 lb) (when properly equipped; Ram 4500/5500)
- Best-in-Class⁽¹⁾ standard Gross Vehicle Weight Rating (GVWR) for 5500 models of 8845 kg (19,500 lb)
- Electronic Range Select (ERS) included with automatic transmissions enables drivers to manually limit the highest gear
- Intelligently engineered, Cummins commercial-grade, Diesel Exhaust Fluid (DEF) system
- Upfit-friendly design includes:
 - Industry-standard 864-mm (34-inch) frame rail spacing
 - All components located below top of frame rail for easy adaptability/versatility
 - In-cab upfitter switches
 - Auxiliary Power Distribution Centre (PDC) conveniently located under the hood (includes one fused 20-amp battery feed and one fused relay-controlled 20-amp ignition)
 - Built-in tandem Power Take-Off (PTO) capability (available)
 - Snowplow Prep Packages (available)
- Unsurpassed 5-year/160,000-km Diesel Powertrain Limited Warranty*
- 3-year/290,000-km AISIN Transmission Warranty

DID YOU KNOW?

- Ram Chassis Cabs come with the largest brake rotors and pads in their class⁽²⁾, and stop in less distance than the competition in both wet and dry conditions when carrying a heavy payload
- Ram Chassis Cabs brakes last twice as long as the competition under severe use – 160% less brake fade⁽²⁾
- Ram Chassis Cabs feature the strongest and most effective diesel exhaust system in the industry – 49% stronger than the nearest competitor⁽³⁾
- Ram Chassis Cabs offer a small turning diameter
- Ram Chassis Cabs offer the largest standard fuel tank in its class⁽¹⁾ – 196 litres (43.3 gallon) for superior operating range
- Cummins equipped Ram trucks exceeding 500,000 km are common, with some surpassing the 1.6 million kilometre mark
- Over 1.7 million Ram models have been powered by the Cummins diesel engine
- Ram Heavy Duty trucks with the Cummins diesel engine are B5 and B20 biodiesel-capable

*All disclaimers and disclosures can be found on the inside back cover.


⁽¹⁾Based on class 3 conventional chassis cabs over 10,000 lb GWR. Based on 2012 model year information available at time of printing.

⁽²⁾Based on class 4 and 5 conventional chassis cabs. Based on 2012 model year information available at time of printing.

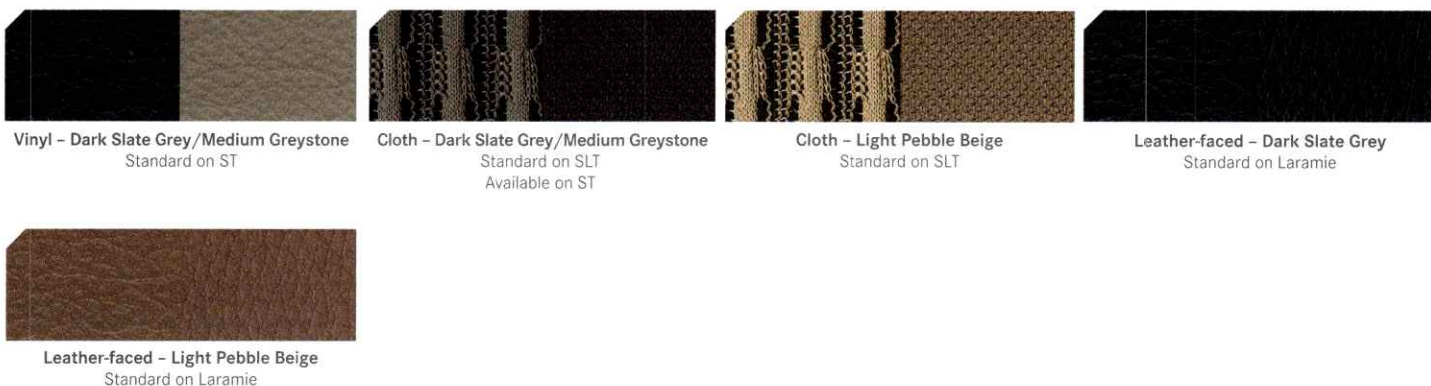
⁽³⁾Based on class 3 - 5 conventional chassis cabs. Based on 2012 model year information available at time of printing.

2012 RAM 3500/4500/5500 CHASSIS CAB

PAINT⁽¹⁾



FABRIC



WHEELS



⁽¹⁾ Specialty paint colours available on Ram Chassis Cab, find out more on ramtruck.ca

2012 RAM 3500/4500/5500 CHASSIS CAB^S

SPECIFICATIONS^S

Exterior Ram 4500/5500 Chassis Cab	Regular Cab 60-inch CA	Crew Cab 60-inch CA	Regular Cab 84-inch CA	Crew Cab 84-inch CA	Regular Cab 108-inch CA	Regular Cab 120-inch CA
Wheelbase	3668 (144.4)	4402 (173.3)	4277 (168.3)	5006 (197.2)	4882 (192.3)	5187 (204.3)
Cab-to-Axle (CA)	1524 (60)	1524 (60)	2134 (84)	2134 (84)	2743 (108)	3048 (120)
Overall Length	5951 (234.3)	6685 (263.2)	6561 (258.3)	7295 (287.2)	7170 (282.3)	7475 (294.3)
Overall Body Width	2004 (78.9)	2009 (79.1)	2004 (78.9)	2009 (79.1)	2004 (78.9)	2004 (78.9)
Overall Height (curb weight)	2024 (79.7)	2035 (80.1)	2019 (79.5)	2029 (79.9)	2017 (79.4)	2022 (79.6)
Tire Track						
— Front	1930 (76.0)	1930 (76.0)	1930 (76.0)	1930 (76.0)	1930 (76.0)	1930 (76.0)
— Rear	1869 (73.6)	1869 (73.6)	1869 (73.6)	1869 (73.6)	1869 (73.6)	1869 (73.6)
Fuel Tank Capacity L (gal)	196 (43.3) rear-mounted (standard)/83 (18.3) midship-mounted (diesel only — available)					
Turning Diameter m (ft)	12.7 (41.7)	14.9 (49.2)	14.6 (47.95)	16.9 (55.7)	16.5 (55.09)	17.4 (57.2)
GVWR, kg (lb) (4500) (up to)	7257 (16,000)	7484 (16,500)	7484 (16,500)	7484 (16,500)	7484 (16,500)	7484 (16,500)
GVWR, kg (lb) (5500) (up to)	8505 (18,750)	8505 (18,750)	8845 (19,500)	8845 (19,500)	8845 (19,500)	8845 (19,500)
GCWR, kg (lb) (up to)	13,608 (30,000)	13,608 (30,000)	13,608 (30,000)	13,608 (30,000)	13,608 (30,000)	13,608 (30,000)
GAWR, kg (lb) (up to)						
— Front	3175 (7000)	3175 (7000)	3175 (7000)	3175 (7000)	3175 (7000)	3175 (7000)
— Rear	6124 (13,500)	6124 (13,500)	6124 (13,500)	6124 (13,500)	6124 (13,500)	6124 (13,500)

SPECIFICATIONS^S

Exterior Ram 4500 Chassis Cab	Regular Cab 4x2	Regular Cab 4x4	Crew Cab 4x2	Crew Cab 4x4
Wheelbase	3635/4249 (143.1/167.3)	3635/4249 (143.1/167.3)	4369 (172.0)	4374 (172.2)
Overall Length	5951/6561 (234.3/258.3)	5951/6561 (234.3/258.3)	6685 (263.2)	6685 (263.2)
Overall Height (unloaded) maximum	1999 (78.7)	1996 (78.6)	2009 (79.1)	2007 (79.0)
Overall Width of Cab	2004 (78.9)	2004 (78.9)	2009 (79.1)	2009 (79.1)
Track				
— Front (DRW)	1768 (69.6)	1768 (69.6)	1768 (69.6)	1768 (69.6)
— Rear (DRW)	1871 (71.7)	1871 (71.7)	1871 (71.7)	1871 (71.7)
GCWR, kg (lb)	9072 (20,000)	9072 (20,000)	9072 (20,000)	9072 (20,000)
GVWR, kg (lb) — Max, DRW	5897 (13,000)	5897 (13,000)	5897 (13,000)	5897 (13,000)
Turning Diameter, m (ft)	12.7 (41.7)	12.7 (41.7)	14.9 (49.2)	14.9 (49.2)
Payload Range	2654/2631	2595/2558	2454 (5410)	2332 (5140)
kg (lb) — Min, DRW	(5850/5800)	(5720/5640)		
— Max, DRW	(2957/2939)	(2835/2826)	2731 (6020)	2617 (5770)
	(6520/6480)	(6250/6230)		
Fuel Tank Capacity, L (gal)	196 (43.3) rear-mounted (standard) 83 (18.3) midship-mounted (diesel only — available)			

MULTIMEDIA CENTRES^A



Uconnect™ 130 (RES)

- CD/MP3/AM/FM
- Auxiliary input jack



Uconnect 430 (RBZ)

- Uconnect 130 plus:**
- 6.5-inch touch-screen
 - 28 GB hard drive
 - DVD playback capability
 - USB port on radio



Uconnect 430N (RHB)

Uconnect 430 plus:

- Garmin® GPS Navigation*
- SiriusXM™ Satellite radio with one-year subscription
- SiriusXM Replay, Game Zone™, favourite song/artist alert

SPECIFICATIONS^S

Ram 3500/4500/5500 Chassis Cab

All Ram Interiors	Regular Cab	Crew Cab
Head Room (front/rear)	1024 (40.3)	1041/1013 (41.0/39.9)
Hip Room (front/rear)	1598 (62.9)	1605/1605 (63.2/63.2)
Shoulder Room (front/rear)	1676 (66.0)	1676/1669 (66.0/65.7)
Leg Room (front/rear)	1041 (41.0)	1024/1090 (40.3/42.9)
Seating Capacity	3	6

PACKAGE DETAILS

Ambulance Prep Group (AHZ)

- 220 amp alternator
- Air conditioning
- Voltage monitoring auto idle-up system

DOT-certified Roadside Safety Kit (ACL)

- Spare fuses
- DOT fire extinguisher
- Three reflecting triangles
- DOT first aid kit

Heavy Duty Snowplow Prep Group (AHD)

- 180 amp alternator
- 220 amp alternator
- Transfer case skid plate shield

Leather-faced Bucket Seats (*GJ)

- Low-back bucket seats
- Ventilated front seats
- Heated 2nd-row seats

Light Group (ADA)

- Sun visors with illuminated vanity mirrors
- Auto-dimming rearview mirror
- Glove box lamp
- Underhood lamp
- Rear dome lamp with on/off switch

MAX Tow Package (AHQ)

- 4.88 rear axle ratio
- Underbody thermal protection
- Transmission software calibration

Premium Cloth Bucket Seats (*MJ)

- Low-back bucket seats
- Rear 60/40 split-folding seat
- 115 volt auxiliary power outlet
- Power lumbar adjuster
- Power 10-way driver's seat

Premium Cloth 40/20/40 Bench Seat (*VG)

- Rear 60/40 split-folding seat
- Front centre seat cushion storage
- 115 volt auxiliary power outlet
- Power lumbar adjuster
- Power 10-way driver's seat

Single Rear-wheel Group (AR9)

- 5,500-lb capacity front axle
- 11.5-inch rear axle
- LT265/70R17E BSW All-season tires
- 17-inch steel wheels

Smoker's Group (AWS)

- Removable ashtray
- Cigar lighter

ST Décor Group (AMP)

- Body-colour headlamp filler panel
- Bright front bumper
- Bright grille

Trailer Brake Control Group (AHE)

- Instrument cluster with display
- Electronic Vehicle Information Centre
- Cruise control
- Trailer brake control

Uconnect Hands-free Communication* with Bluetooth® (RSP)

- Auto-dimming rearview mirror
- Remote USB port

^SAll dimensions are in millimetres (inches) unless otherwise noted. DRW = Dual Rear Wheels.

*All disclaimers and disclosures can be found on the inside back cover.

^APlease see the multimedia section for full details. Images shown are for illustration purposes only.

2012 RAM 3500/4500/5500 CHASSIS CAB

ST REGULAR CAB/CREW CAB	SLT REGULAR CAB/CREW CAB	LARAMIE CREW CAB
<ul style="list-style-type: none"> • 5.7L Hemi V8 Gas/6-speed automatic (26A) (3500 only) • 6.7L I-6 Cummins Diesel/6-speed manual (2EA) • 6.7L I-6 Cummins Diesel/6-speed automatic (2GA) <p>Standard Equipment:</p> <ul style="list-style-type: none"> • Instrument panel mounted switch bank • Heavy duty vinyl 40/20/40 split bench seat • Rear folding seat (Crew Cab) • Black vinyl floor covering • Mini floor console • Manual shift-on-the-fly transfer case (4x4) • 4.10 rear axle ratio (3500 and 4500) • 4.44 rear axle ratio (with manual 5500) • Anti-spin differential rear axle • Tinted glass and rear fixed windows • Power heated manual folding black trailer tow mirrors (Crew Cab) • Manual shift-on-the-fly transfer case (4x4) • 12-volt auxiliary power outlet • Power locks and front windows with one-touch up/down (Crew cab) • Rear dome and clearance lamps • Black front bumper, grille, and door handles • 196L (43.3 gallon) rear fuel tank • Engine block heater • Heavy duty engine cooling • Uconnect™ 130 • Front/rear heavy-duty shock absorbers • Front/rear stabilizer bar • LT235/80R17E BSW all-season tires (3500 models) • LT225/70R19.5G All POS front/rear traction (4500/5500) • Dual rear wheels • Seven-pin wiring harness • Electronic Vehicle Information Centre (4500/5500) • Black wheel flares (4500/5500) • Cruise control (4500/5500) • Tow hooks (4500/5500) • Instrument cluster with display (4500/5500) • Advanced driver/front-passenger air bags* • Four-wheel disc brakes with ABS • Enhanced Accident Response System (EARS) • SentryKey® anti-theft engine immobilizer <p>Options</p> <ul style="list-style-type: none"> • Cloth 40/20/40 bench seat (*V9) • DOT-certified roadside safety kit (ACL) • Heavy duty snowplow prep group (AHD) • Trailer brake control group (AHE) • Ambulance prep group (AH2) • ST décor group (AMP) • Single-rear-wheel group (3500 models) (AR9) • Smoker's Group (AWS) • 180-amp alternator (3500 models) (BAD) • 220-amp alternator (BAJ) • Driver air bag only (CGT) • Front-seat-area carpet (CKE) • Front and rear rubber floor mats (CLF) • Manual shift-on-the-fly transfer case (DK1) • 3.42 (DMR) or 4.10 (DMF) rear axle ratio (with manual) • 4.44 (DMK) rear axle ratio (with manual; 4500) • Rear sliding window (GFD) • Remote keyless entry (GXM) • Air conditioning (must have on Crew) (HAA) • 88(55), 96(60), 104(65), 112(70), 140(87) km/h (mph) max. speed (JJ2, JJ3, JJ4, JJ5, JJ6) • Power take-off prep group (LBN) • Cargo lamp (LPE) • Mopar® Chrome Tubular Side Steps (MRT) • Mopar Black Tubular Side Steps (MRU) • 83L (18.3 gallon) midship fuel tank (NFA) • Cruise control (3500 models) (NHM) • SiriusXM™ Satellite radio* (RSC) • Uconnect Hands-free Communication with Bluetooth** (RSP) • Full-size spare tire (TBB) • LT235/80R17E OWL on-/off-road tires (TP9) • LT265/70R17E OWL on-/off-road tires (TT5) • LT225/70R19.5G All-Traction tires (TUV) • Engine shutdown timer (XCL) • Winter front grille cover (XD6) • Tow hooks (3500 models) (XEA) • Transfer case skid plate shield (XEF) • Voltage monitoring auto idle-up system (XF6) • Trailer brake control (XHC) • Max tow package (4500/5500 models) (AHQ) • B-20 biodiesel capability (Fleet only) (XXJ) 	<ul style="list-style-type: none"> • 5.7L Hemi V8 Gas/6-speed automatic (26G) (3500 only) • 6.7L I-6 Cummins Diesel/6-speed manual (2EG) • 6.7L I-6 Cummins Diesel/6-speed automatic (2GG) <p>Differences/Upgrades over ST:</p> <ul style="list-style-type: none"> • Cloth 40/20/40 bench seat • Storage tray • Premium door trim with map pocket • Front-seat-area carpet • Front/rear floor mats • Overhead console • LED interior lighting • Remote keyless entry • Air conditioning • Instrument cluster with display • Instrument panel with colour-keyed bezel • Temperature and compass gauges • Electronic Vehicle Information Centre (3500) • Traveller/mini trip computer • Bright grille and front bumper • Cruise control (3500 model) • Six speakers • SiriusXM Satellite radio* with one-year subscription • Leather-wrapped steering wheel with audio controls <p>Options</p> <ul style="list-style-type: none"> • Premium cloth bucket seats (*MJ) • Premium cloth 40/20/40 bench seat (*V9) • DOT-certified roadside safety kit (ACL) • Light group (ADA) • Heavy duty snowplow prep group (AHD) • Ambulance prep group (AH2) • Single-rear-wheel group (3500 models) (AR9) • Power take-off prep group (LBN) • Smoker's Group (AWS) • 180-amp alternator (3500 models) (BAD) • 220-amp alternator (BAJ) • Black vinyl floor covering (CKJ) • Electronic shift-on-the-fly transfer case (DK3) • 3.42 (DMF) or 4.10 (DMR) rear axle ratio (with manual) • 4.44 (DMK) Rear Axle Ratio (with manual) (4500) • Rear sliding window (GFD) • 88(55), 96(60), 104(65), 112(70), 140(87) km/h (mph) max. speed (JJ2, JJ3, JJ4, JJ5, JJ6) • Security alarm (LSA) • Mopar Chrome Tubular Side Steps (MRT) • Mopar Black Tubular Side Steps (MRU) • 83L (18.3 gallon) midship fuel tank (NFA) • Uconnect 430 (RBZ) • Uconnect 430N (RHB) • Uconnect Hands-Free Communication with Bluetooth* (RSP) • Full-size spare tire (TBB) • LT235/80R17E OWL on-/off-road tires (TP9) • LT265/70R17E OWL on-/off-road tires (TT5) • LT225/70R19.5G All-Traction tires (4500/5500) (TUV) • Power adjustable pedal (XAP) • Remote start system (XBM) • Engine shutdown timer (XCL) • Tow hooks (3500 models) (XBA) • Transfer case skid plate shield (XEF) • Voltage monitoring auto idle-up system (XF6) • Trailer brake control (XHC) • Max tow package (4500/5500) (AHQ) • B-20 biodiesel capability (Fleet only) (XXJ) 	<ul style="list-style-type: none"> • 5.7L Hemi V8 Gas/6-speed automatic (26H) (3500 only) • 6.7L I-6 Cummins Diesel/6-speed manual (2EH) • 6.7L I-6 Cummins Diesel/6-speed manual (2GH) <p>Differences/Upgrades over SLT:</p> <ul style="list-style-type: none"> • Leather-faced 40/20/40 bench seat • Heated front seats • Rear 60/40 split-folding seat • Front centre seat cushion storage • 115-volt auxiliary power outlet • Power lumbar adjuster • 10-way power driver's seat with memory • 6-way power front passenger seat • Deluxe door trim panel • Electronic shift-on-the-fly transfer case (4x4) • Rear power sliding window • Sun visors with illuminated vanity mirrors • Auto-dimming rearview mirror • Power chrome trailer tow mirrors with memory • Dual-zone automatic temperature control • Instrument panel woodgrain bezel • Memory for radio/driver's seat/mirrors and pedals • Rear dome with on/off switch • Quad headlamps and fog lamps • Security alarm • Bright grille with bright billets • Body-colour/chrome door handles • Uconnect Hands-Free Communication with Bluetooth* • Remote USB port • Transfer case skid plate shield (4x4) <p>Options</p> <ul style="list-style-type: none"> • Leather-faced bucket seats (*GJ) • DOT-certified roadside safety kit (ACL) • Heavy duty snowplow prep group (AHD) • Ambulance prep group (AHZ) • Single-rear-wheel group (3500 models) (AR9) • Smoker's Group (AWS) • 180-amp alternator (3500 models) (BAD) • 220-amp alternator (BAJ) • Black vinyl floor covering (CKJ) • Front and rear rubber floor mats (CLF) • Electronic shift-on-the-fly transfer case (DK3) • 3.42 (DMF) or 4.10 (DMR) rear axle ratio (with manual) • 4.44 (DMK) rear axle ratio with manual (4500/5500) • 88(55), 96(60), 104(65), 112(70), 140(87) km/h (mph) max. speed (JJ2, JJ3, JJ4, JJ5, JJ6) • Power take-off prep group (LBN) • Cargo lamp (LPE) • Body-colour fender flares (MML) • Mopar Chrome Tubular Side Steps (MRT) • 83L (18.3 gallon) midship fuel tank (NFA) • Uconnect 430 (RBZ) • Uconnect 430N (RHB) • Full-size spare tire (TBB) • LT225/70R19.5G All-Traction tires (4500/5500) (TUV) • LT235/80R17E OWL On-/Off-Road tires (TP9) • LT265/70R17E OWL On-/Off-Road tires (TT5) • Power adjustable pedals with memory (XAM) • Engine shutdown timer (XCL) • Winter front grille cover (XD6) • Tow hooks (3500 models) (XEA) • Voltage monitoring auto idle-up system (XF6) • Trailer brake control (AHC) • Max Tow Package (4500/5500) (AHQ) • B-20 biodiesel capability (Fleet only) (XXJ)

*All disclaimers and disclosures can be found on the inside back cover.

RAM CARGO VAN



PRODUCT HIGHLIGHTS

- Canada's most capable Class 1 Cargo Van⁽¹⁾
- Best-in-Class⁽¹⁾ cargo space, payload, and towing capability
- Best-in-Class⁽¹⁾ power, torque, and driving range
- Best-in-Class⁽¹⁾ towing capability of 1633 kg (3600 lb)
- Best-in-Class⁽¹⁾ interior storage space of 4089 litres (144.4 cu ft)
- Combination of solid and glass panels, including choice of solid or glass backlighting
- Heavy duty commercial suspension and commercial-tuned ride
- Unique hydraulic power assist rack-and-pinion steering and front anti-sway bar
- Option of a flat, uninterrupted high-capacity load floor surface or through-the-floor access
- Class 1 commercial, vehicle-leading cargo payload capacity of 816 kg (1800 lb)
- 76-litre fuel tank and up to 7.9 L/100 km (36 mpg) highway fuel economy*
- Heavy duty radiator and transmission oil cooler



DID YOU KNOW?

- Ram Cargo Van has the capability to haul 4x8-foot sheets of building material (class-exclusive)⁽¹⁾
- Ram Cargo Van offers 147 more horsepower than its Class 1 competitors, while offering similar highway fuel economy and considerably more capability⁽¹⁾
- The Pentastar™ VVT V6 engine is one of Ward's "10 Best Engines" award winners
- Ram Cargo Van can tow up to 1633 kg (3600 lb) – the competition doesn't recommend towing with their vehicles
- Ram Cargo Van offers all the best features of a Class 1 Van with capability closer to a Class 2 Van
 - Ram Cargo Van vs. Class 2 Vans
 - Equivalent highway fuel economy⁽¹⁾
 - Best-in-Class⁽¹⁾ overall capability and powertrain
 - Ram Cargo Van vs. Class 2 Vans
 - Significantly more fuel efficient – (+14 mpg hwy) than Ford E-150⁽¹⁾



*All disclaimers and disclosures can be found on the inside back cover.

⁽¹⁾Based on 2012 Class 1 Small Minivan information available at time of printing

RAM CARGO VAN

PAINT



Billet Metallic



Brilliant Black
Crystal Pearl



Redline Pearl^{††}



Stone White



True Blue

FABRIC



Cloth - Black
Standard on Cargo Van



Cloth - Light Greystone
Optional on Cargo Van

WHEEL COVER



16-inch Wheel Cover
Standard on Ram Cargo Van
(W6G)



^{††} Late/Limited availability.

RAM CARGO VAN

POWER & FUEL ECONOMY*

Engine	Transmission	Horsepower	Torque (lb-ft)	L/100 km (mpg)*	
				City	Highway
3.6L VVT V6	6-speed automatic	283	260	12.2 (23)	7.9 (36)

SPECIFICATIONS[§]

Curb Weight	
Curb Weight kg (lb)	1882 (4150)
GVWR	
Gross Vehicle Weight Rating kg (lb)	2744 (6050)
Capacities	
Towing, Max, kg (lb)	1633 (3600)
Payload, Max, kg (lb)	816 (1800)
Fuel Tank – L (gallons)	76 (16.7)
Exterior	
Wheelbase	3078 (121.2)
Overall Height	1753 (69)
Front Track	1664 (65.5)
Rear Track	1646 (64.8)
Overall Width	1999 (78.7)
Overall Length	5144 (202.5)
Curb-to-Curb Turning Diameter Metres (ft)	11.04 (39)
Interior	
Front Head Room	1011 (39.8)
Front Leg Room	1031 (40.6)
Front Hip Room	1483 (58.4)
Front Shoulder Room	1618 (63.7)
Rear Cargo Length (load floor at centre of vehicle)	2436 (95.9)
Rear Cargo Width (load floor measured at wheelhouse)	1219 (48)
Rear Cargo Height (top of load floor to headliner at centerline of rear axle)	1118 (44)
Cargo Volume	
Total Passenger plus Cargo Volume, L (cu ft)	5544 (195.8)
Cargo Volume, Max, L (cu ft)	4089 (144.4)
Seating Capacity	2

*All dimensions are in millimetres (inches) unless otherwise noted.

MULTIMEDIA CENTRES^Δ



Uconnect™ 130 (RES)

- CD/MP3/AM/FM
- Auxiliary input jack



Uconnect 430N (RHB)

Uconnect 130 plus:

- Garmin® GPS Navigation*
- SiriusXM™ Satellite radio* with one-year subscription
- SiriusXM Replay, Game Zone™, favourite song/artist alert
- 28 GB hard drive



Uconnect 730N (RHR)

Uconnect 430N plus:

- Enhanced GPS navigation* with dead reckoning, split screen, and voice command*
- 20 GB hard drive (vs. 28 GB)
- Uconnect™ with voice command of phone, radio and music
- Bluetooth® streaming audio
- Remote USB port
- iPod® connectivity
- iPod/USB playback with radio controls

RAM CARGO VAN STANDARD EQUIPMENT



POWERTRAIN & PERFORMANCE

- 3.6L 24V Pentastar VVT V6/6-speed automatic (29C)
- Commercial wagon suspension
- Heavy duty engine cooling, transmission oil cooler and radiator
- 160 amp alternator and 730 amp maintenance-free battery
- Fuel optimizer calibration
- 76L (16.7 gal) fuel tank

INTERIOR AMENITIES

- Cloth low-back bucket seats
- Aluminum flat load floor with antiskid strips
- Solid rear doors/quarter panels and liftgate
- Uconnect 130 with 2 speakers
- Air conditioning with air filtering and dual zone temperature control
- Steering wheel-mounted audio controls
- Outside temperature display in odometer
- 12-volt DC front and rear power outlets
- Lamps - front courtesy, map, rear dome and liftgate
- Tilt/telescopic steering column
- Overhead console
- Front rubber floor covering

SAFETY & SECURITY

- Advanced multistage front air bags*
- Supplemental front-seat side air bags*
- Supplemental side curtain air bags (all rows)*
- Supplemental driver-side inflatable knee-bolster air bag*
- Reactive front head restraints
- Electronic Stability Control* with all-speed traction control
- Four-wheel disc antilock brakes with brake assist
- Trailer Sway Damping
- Sliding door alert warning
- Interior cargo observation mirror
- Sentry Key® anti-theft engine immobilizer
- Power door locks and front windows
- Power heated mirrors, manually folding
- Cruise control

EXTERIOR FEATURES

- 16-inch steel wheels with wheel covers
- P225/65R16 BSE All-Season Yokohama tires
- Power windows with driver one-touch down
- Black grille, door handles, and bodyside moulding
- Body-colour front and rear fascias

OPTIONS

- Uconnect Hands-Free Communication Group (AAJ)
- Trailer Tow Group (AHT)
- Cargo Interior Trim Delete Group (AS8)
- Power Window Group (AWH)
- Delete supplemental side curtain air bags (CJ8)
- Mopar® Cargo Compartment Floor Mat (CKL)
- Load floor delete (CMJ)
- Mopar Full Width Cargo Divider (CWC)
- Deluxe aluminum flat load floor with tie-down loops and three in-floor storage bins (CXU)
- Tinted glass windows (GAC)
- Glass on rear doors and liftgate (GC3)
- Glass on rear door, rear quarter windows, and liftgate (GC4)
- Power eight-way driver seat (JPR)
- Power windows, front/rear, front one-touch (JP5)
- Security alarm (LSA)
- Uconnect 430N with ParkView® Rear Back-up Camera (RHB)
- Uconnect 730N with ParkView Rear Back-up Camera (RHR)
- SiriusXM Satellite radio* (RSC)
- Mopar Liftgate Security Grid (XGC)
- Air Conditioning with three zone control (MAK)[‡]

INTERIOR COLOUR OPTIONS

- Light Greystone (CEP)
- Black (-X9)

*All disclaimers and disclosures can be found on the inside back cover.

[‡]Please see the multimedia section for full details. Images shown are for illustration purposes only.

RAM CARGO VAN

PACKAGE DETAILS

Uconnect™ Hands-Free Group (AA1)

- Leather-wrapped steering wheel
- Leather-wrapped shift knob
- Auto-dimming rearview mirror with microphone
- SiriusXM™ Satellite radio* with one-year subscription
- Bluetooth® Streaming audio
- Uconnect voice command with Bluetooth
- Remote USB port

Interior Delete Group (AS8)

- Delete C and D pillar and rear quarter panel trim
- Delete rear silencers
- Delete rear 12-volt power outlet

Power Window Group (AWH)

- Power quarter vented windows
- 2nd-row power windows
- Power front/rear windows

Liftgate Sunscreen Glass (GC2)

- Rear window defroster
- Rear window wiper/washer
- Solid rear doors and quarter panels

Rear Doors and Liftgate Sunscreen Glass (GC3)

- Rear window defroster
- Rear window wiper/washer
- Solid rear quarter panels

Rear Door/Quarter Panel and Liftgate Sunscreen Glass (GC4)

- Rear window defroster
- Rear window wiper/washer

Power Front/Rear Windows (IPS)

- Power quarter panel vented windows
- 2nd-row power windows

Heavy Duty Engine Cooling

- Engine oil cooler
- Heavy duty radiator
- Heavy duty transmission oil cooler


Smoker's Group (AWS)

- Cigar lighter
- Front and rear ashtrays

Trailer Tow Group (AHT)

- Trailer tow wiring harness
- Class II receiver hitch







POLICE/GO



VERNMENT



POLICE



GOVERNMENT

DODGE CHARGER ENFORCER



NOTABLE FEATURES

- New 5-year/160,000-kilometre extended service plan
- Best-in-Class⁽¹⁾ fuel economy with up to 39 mpg (6.8 L/100 km) highway*
- 160,000-kilometre spark plugs
- Rear-wheel drive for enhanced manoeuvrability, handling, acceleration and traction
- Stealth mode capability
- Street appearance package
- Interface module



SPECIAL PRODUCTION COLOURS[†]



Electric Blue Pearl



MSP Blue



Sheriff's Tan



White Gold

[†]In addition to Charger regular production paint colours.

WHEELS



18-inch Steel Wheel
Standard



18-inch Aluminum
Available with Street Appearance Group (WPB)

POWERTRAINS & FUEL ECONOMY*

	3.6L Pentastar VVT™ V6	5.7L HEMI® VVT V8
Horsepower	292 (@ 6350 rpm)	370 (@ 5250 rpm)
Torque	260 lb-ft (@ 4800 rpm)	395 lb-ft (@ 4200 rpm)
Transmission	5-speed Auto/Stick™ Rear-Wheel Drive	5-speed Auto/Stick Rear-Wheel Drive
0-100 kph Acceleration	8.65 Seconds	6.24 Seconds
100-0 kph Braking	40.6 metres (133.2 ft)	40.8 metres (133.9 ft)
City	11.7 (24)	13.5 (21)
Highway	7.3 (39)	8.0 (35)

SPECIFICATIONS[§]

	3.6L Pentastar VVT V6	5.7L HEMI VVT V8
Curb Weight, kg (lb)	1836 (4039)	1933 (4271)
GVWR, kg (lb)	2386 (5250)	2477 (5450)
Towing Capacity, max kg (lb)	454 (1000)	454 (1000)
Fuel Tank Capacity, L (gal)	72.2 (15.9)	72.2 (15.9)

Exterior

Wheelbase	3052 (120.2)	3052 (120.2)
Overall Height	1485 (58.4)	1484 (58.4)
Front Track	1611 (63.4)	1611 (63.4)
Rear Track	1620 (63.8)	1620 (63.8)
Overall Width (without mirrors)	1905 (75.0)	1905 (75.0)
Overall Length	5077 (199.9)	5077 (199.9)
Ground Clearance (minimum)	130 (5.1)	128 (5.1)

Interior

	Front	Rear
Head Room	981 (38.6)	931 (36.6)
Leg Room	1061 (41.8)	1019 (40.1)
Hip Room	1428 (56.2)	1425 (56.1)
Shoulder Room	1510 (59.5)	1472 (57.9)

Capacities

Cargo Volume, L (cu ft)	436 (16.5)
Interior Volume, L (cu ft)	3426 (122)
Seating Capacity	5

*All dimensions are millimetres (inches) unless otherwise noted.

*All disclaimers and disclosures can be found on the inside back cover.

⁽¹⁾Based on 2012 Ward's large/regular car segmentation.

DODGE CHARGER ENFORCER

STANDARD POLICE EQUIPMENT

- 18-inch steel wheels
- Electronic Stability Control* with All-Speed Traction Control and Hill Start Assist
- Police four-wheel disc heavy duty brakes with Brake Assist, Ready Alert Braking and Rain Brake Support
- New Black vinyl floor
- 220 amp alternator
- 800 amp maintenance-free battery
- 2.65 mm front final axle drive ratio
- 200 mm rear differential (3.6L engine)
- 215 mm rear differential (5.7L engine)
- 72.2L fuel tank
- Six-way power driver's seat
- Auxiliary power outlet and one remote USB Port located in the instrument panel centre stack
- Uconnect™ 4.3 with 4.3-inch touch-screen
- Column-mounted shifter
- Unique performance front and rear suspension systems with load-levelling/ NIVOMAT rear shocks
- Heavy duty cloth bucket front seats and fixed rear bench seat
- Severe duty engine cooling system
- Heavy duty transmission cooling system
- Heavy duty power steering cooling system
- Sentry Key® antitheft engine immobilizer
- Keyless Enter 'n Go™ with police strategy
- Dual zone temperature control
- Power accessory delay
- Power trunklid release
- P225/60R18 V-rated performance tires – Goodyear® or Firestone®
- Engine hour meter
- Stealth mode capability
- Unique dedicated fused circuits
- Supplemental side-curtain and front-seat side air bags*
- Advanced multistage driver and front-passenger air bags*
- Driver's knee blocker air bag*
- Defroster – electric rear-window
- Illuminated entry
- Lighting – exterior quad halogen headlamps with automatic-off feature, taillamps and centre high-mounted stop lamp
- Power exterior mirrors, manual folding
- Interior day/night rearview mirror
- Seat belts
 - Front, height-adjustable, outboard shoulder belts, three-point
 - Rear, non-height-adjustable shoulder belts, three-point
- Cruise control
- Steering column – tilt and telescopic
- Windows – power with driver one-touch up-and-down feature
- Windshield wipers – two-speed with speed-sensitive intermittent modes

PACKAGE GROUPS

5.7L HEMI® VVT V8 (29A)

- 5-speed automatic transmission
- 215 mm rear axle
- High-speed engine controller
- P225/60R18 BSW performance tires
- Performance exhaust

Connectivity Group (AAI)

- Auto-dimming rearview mirror with microphone
- Uconnect™ hands-free communication with Bluetooth® streaming audio*

Convenience Group I (AHM)

- Power adjustable pedals
- Power front driver/passenger seats
- Power driver and front passenger four-way lumbar adjust

Street Appearance Group (AEB)

- Full-length floor console
- Power heated mirrors, manual folding
- Front reading/map lamps
- Fog lamps
- Black grille with bright surround
- 18-inch aluminum wheels
- Front/rear climate control outlets
- Illuminated front cupholders
- Rear stabilizer bar

Base Police Package (AYE)

- Front and rear wire harness
- Power distribution centre
- Siren speaker and bracket
- Trunk tray and cooling fan

Patrol Package #1 (AYF)

- Front and rear wire harness
- Police floor console
- Power distribution centre
- Siren speaker and bracket
- Trunk tray and cooling fan
- Front and rear corner LED lamps

Patrol Package #2 (AYH)

- Front and rear wire harness
- Police floor console
- Power distribution centre
- Push bumper
- Siren speaker and bracket
- Trunk tray and cooling fan

Patrol Package #3 (AYM)

- Front and rear wire harness
- Front and rear corner LED lamps
- Police floor console
- Push bumper
- Siren speaker and bracket
- Trunk tray and cooling fan
- Power distribution centre

Slick Top Police Package #1 (AYN)

- Front and rear wire harness
- Power distribution centre
- Police floor console
- Siren speaker and bracket
- Trunk tray and cooling fan

Slick Top Police Package #2 (AYP)

- Front and rear wire harness
- Power distribution centre
- Siren speaker and bracket
- Trunk tray and cooling fan
- Front and rear corner LED lamps

Slick Top Police Package #3 (AYQ)

- Front and rear wire harness
- Power distribution centre
- Police floor console
- Siren speaker and bracket
- Trunk tray and cooling fan
- Plastic rear seat

Full Size Spare Tire (TBW)

- Vinyl trunk liner and cover

Stand-alone Options

Some options require additional equipment

- Police floor console (CUG)
- 18-inch wheel covers (W8A)
- Equipment mounting bracket (XFX)
- 3.06 rear axle ratio (must have 29A) (DMP)
- Base engine controller (NZE)
- Black vinyl floor coverings (CKJ)
- Black left spot lamp (LNF)
- Matching right spot lamp (LNA)
- Visor light (XGV)
- Spare tire relocation bracket (TBH)
- Side lights (LNZ)
- Rear deck lights (LN2)
- Rear deck full width lights (LN3)
- Rear corner LED lamps (LNU)
- Front corner LED lamps (LNB)
- Push bumper (MBR)

- Mirror lights (LNY)
- Overhead limited light bar (LN5)
- Grille lights (MEK)
- Overhead full-feature light bar (LN4)
- Deactivated rear doors/windows (CW6)
- Can-Control Siren System (JJK)
- Front Reading/Map Lamps (LBG)
- Goodyear, P225/60 R18 BSW performance tires (TWW)
- LED spot lamps (LNZ)
- 3.07 rear axle ratio (must have 27A) (DMM)
- Additional non-fleet alike fobs (GXQ)
- All weather floor mats (CLE)
- Black police graphics set (M2C)
- Deactivate rear doors/windows (CW6)
- Flexible fuel vehicle (must have 27A) (XKN)
- Front splash guards (MEJ)
- Power heated mirrors, manual folding (GUK)
- Push bumper (MBR)
- Rear splash guards (MEG)
- Mini centre console (CM8)
- Security alarm (LSA)
- Trailer hitch and harness (XFN)
- White police graphics set (M2B)

DODGE DURANGO SPECIAL SERVICES



NOTABLE FEATURES

- The 2012 Durango was a 2012 'Top Safety Pick' by the Insurance Institute for Highway Safety
- 800 amp maintenance free battery
- 3.6L Pentastar™ VVT V6 is one of *Ward's* '10 Best Engines' award winner for 2012
- Unsurpassed all-wheel-drive highway fuel efficiency and 32 mpg (8.8 L/100 km) highway
- Heavy duty four-wheel disc brakes
- Spot lamp wiring prep.



PAINT



Maximum Steel Metallic



True Blue Pearl



Mineral Grey Metallic



Redline Pearl



Bright Silver Metallic



Bright White



Brilliant Black Crystal Pearl



Deep Cherry Red Crystal Pearl



Rugged Brown Pearl

WHEELS



18-inch Aluminum Wheel
Standard
(WPB)

POWER AND FUEL ECONOMY*

				L/100 km (mpg)	
Engine	Transmission	Horsepower	Torque (lb-ft)	City	Highway
3.6L VVT V6	5-speed auto	290	260	13.0 (22)	8.8 (32)
5.7L VVT V8 with MDS	6-speed auto	360	390	16.6 (17)	10.0 (28)

SPECIFICATIONS^s

Curb Weight, kg (lb)	
3.6L engine	2247 (5014)
5.7L engine	2329 (5135)
GVWR, kg (lb)	
3.6L engine	2948 (6500)
5.7L engine	3221 (7100)
Towing Capacity max, kg (lb)	
3.6L	2812 (6200)
5.7L	3265 (7200)
Exterior	
Wheelbase	3042 (119.8)
Overall Height (at roof rail/ at antenna)	1801 (70.9) / 1818 (71.6)
Front Track	1623 (63.9)
Rear Track	1627 (64.1)
Overall Width (with mirrors)	2172 (85.5)
Overall Length	5075 (199.8)
Ground Clearance	207 (8.1)
Interior	
	Front Row
Head Room	1013 (39.9)
Leg Room	1025 (40.3)
Hip Room	1449 (57.0)
Shoulder Room	1486 (58.5)
	Second Row
Head Room	1011 (39)
Leg Room	981 (38.6)
Hip Room	1423 (56.0)
Shoulder Room	1481 (58.3)
Capacities	
Cargo, Behind 2nd-Row, L (cu ft)	1350 (47.7)
Cargo, Behind Front-Row with Rear Seats Folded, L (cu ft)	2392 (84.5)
Seating Capacity	5
Fuel Tank Capacity, L (gal)	93.1 (20.4)

*All dimensions are millimetres (inches) unless otherwise noted.

*All disclaimers and disclosures can be found on the inside back cover.

FOR UPFITTER INFO PLEASE VISIT FLEETCHRYSLER.CA | 1-800-463-3600

DODGE DURANGO SPECIAL SERVICES

STANDARD POLICE EQUIPMENT

- 3.6L Pentastar™ VVT V6
- 5-speed automatic
- 3.09 rear axle ratio
- 195 mm front and rear-axle
- 800 amp maintenance-free battery
- 220 amp alternator
- Single speed transfer case
- Power rack and pinion steering
- Engine block heater
- Cloth low-back bucket seats
- Fold-flat front passenger seat
- Second row 60/40 folding seat
- Removed third row seat
- Power eight-way driver's seat with four-way lumbar adjuster
- Uconnect™ 130 with six speakers and auxiliary input jack
- SiriusXM™ Satellite radio* with one year subscription
- Uconnect hands-free communication with Bluetooth® streaming audio*
- Leather-wrapped steering wheel with audio and cruise controls
- Auxiliary 12 volt power outlet
- Auxiliary 12 volt rear power outlet
- Power accessory delay
- Electronic Vehicle Information Centre
- Air conditioning
- Auto-dimming rearview mirror with microphone
- Rear window defroster
- Tilt/telescopic steering column
- Full-length floor console
- Overhead console
- Luxury front and rear floor mats
- Front and rear interior LED lamps
- Illuminated cupholders
- Illuminated entry
- Remote keyless entry
- Four key fobs
- Variable intermittent windshield wipers
- Body-colour power-heated exterior mirrors, manual folding
- Deep-tint sunscreen glass
- Acoustic laminated windshield and front door glass
- Supplemental front seat-side air bags*
- Supplemental front side curtain air bags*
- Advanced multistage driver and front passenger air bags*
- Reactive front head restraints*
- Electronic Stability Control* with Hill Start Assist, Ready Alert Braking, Trailer Sway Control, All-wheel Traction Control and Rain Brake Support
- Heavy duty four-wheel disc brakes
- Sentry Key® antitheft engine immobilizer
- Tire pressure monitoring warning lamp
- Enhanced accident response system
- Child seat anchor system (LATCH)
- P265/60R18 BSW on-/off-road tires
- 18-inch aluminum wheels
- Power locks and power front windows with one-touch up and down
- Body-colour fascias
- Automatic headlamps with black headlamp bezels
- Fog lamps
- High beam daytime running headlamps
- Power locking fuel filler door
- Spot lamp wiring prep
- Rear load levelling suspension

PACKAGE DETAILS

ParkView Rear Back-up Camera (XAC)

- 28 GB Hard drive
- 6.5-inch touch-screen
- Park-Sense® Rear Park Assist system
- Uconnect 430

Skid Plate Group (ADL)

- Tow hooks
- Fuel tank skid plate shield
- Transfer case skid plate shield
- Front suspension skid plate
- Underbody skid plate

Trailer Tow Group IV (AHX)

- Heavy duty engine cooling
- Full-size spare tire
- Class IV receiver hitch
- 7- and 4-pin wiring harness

Full Size Spare Tire (TBB)

- Steel spare wheel

*All disclaimers and disclosures can be found on the inside back cover.

RAM SPECIAL SERVICES



2012 Ram model shown

NEW 2013 RAM 1500

- 5.7L HEMI V8 with FuelSaver MDS Technology and VVT, 390 hp, 407 lb-ft of torque – Standard
- Six-speed automatic transmission – Standard
- Electronic Stability Control System – Standard
- Part-time four-wheel-drive system – Standard
- Upgraded 220 amp alternator – Standard
- Intelligent Deceleration Fuel Shut-off Control deactivates the fuel injectors during deceleration to save fuel – Standard
- New: 6'4" bed for Crew Cab models – Late Availability
- 17-inch steel wheels
- Remote Keyless Entry
- Engine Oil Cooler



The wide variety of vehicles from Chrysler Canada Inc. is ideal for the needs of federal, provincial and local government, large-scale business, and industrial fleets. Our vehicle line-up encompasses everything from sub-compacts to sedans, crossovers, trucks and minivans and our focus is simple: to make your fleet more efficient, versatile and powerful.

POLICE AND SAFETY VEHICLES

- Chrysler Canada offers a comprehensive line of vehicles to meet the needs of the law enforcement community

SEDANS

- The all-new Dodge Dart, blending Alfa Romeo DNA and unmistakable Dodge style and performance – setting the new standard of what a compact car can be
- The most affordable mid-size sedans in Canada: Chrysler 200 and Dodge Avenger⁽¹⁾
- The elegant Chrysler 300 with Best-in-Class mid-size fuel economy in a luxurious full-size sedan⁽²⁾
- Dodge Charger offers the total package: modern day muscle, legendary performance and styling, Best-in-Class mid-size fuel economy in a full-size sedan⁽²⁾
- Legendary power, performance, and styling with modern day technology in the Dodge Challenger

MINIVANS/CROSSOVER/SUV

- Dodge Journey is a rare combination of value, versatility and performance, offering a choice of 4- or 6-cylinder engines, front- and all-wheel-drive and five- or seven-passenger seating
- The seven-passenger, all-wheel-drive Dodge Durango is surrounded by sleek sheet metal and offers power, comfort and capability
- Jeep® Compass and Patriot: Best-in-Class off-road capability⁽³⁾, two of the most fuel-efficient and affordable SUVs in Canada⁽⁵⁾
- Jeep Wrangler, the epitome of fun, open-air freedom and iconic capability
- Jeep Grand Cherokee, luxurious capability infused with modern technology in an exquisitely designed package

TRUCKS/COMMERCIAL

- All-new Ram 1500 pickup featuring Best-in-Class fuel economy⁽⁴⁾, Pentastar™ VVT V6, segment-exclusive eight-speed automatic transmission⁽⁴⁾, legendary HEMI® power and impressive towing and payload capability
- 2012 (extended model year) Ram 2500 and 3500 heavy duty pickups feature the 6.7L Cummins® Turbo Diesel – Canada's Best-Selling and Most Durable diesel engine⁽⁵⁾ offering an unsurpassed 800 lb-ft of torque and 5-year/160,000-kilometre Powertrain Limited Warranty Ram 2500/3500 is the only HD pickup on the market that does not require diesel exhaust fluid (DEF)
- 2012 (extended model year) Ram 3500/4500/5500 Chassis Cabs are hard-working and feature Best-in-Class⁽⁶⁾ (50,000 lb) commercial-grade frame strength and a 19,500 pound maximum Gross Vehicle Weight Rating. Ram Chassis Cabs offer the proven performance and reliability of the legendary HEMI V8 and 6.7L Cummins Turbo Diesel powertrains and feature an easy-to-up-fit frame that make easy work of after-market up-fitting without extensive modifications
- Class exclusive Stow 'n Go on Dodge Grand Caravan and Town & Country offers unmatched passenger and cargo flexibility, a leader in the minivan segment for over 28 years
- Ram Cargo Van, designed to be nothing less than class-leading almost everywhere you look

FLEET INFORMATION CENTRE AND WEB SITE

You can reach the Fleet Information Centre at 1-800-463-3600, Monday–Friday, from 8 a.m. to 6 p.m. ET. For information 24/7, visit our web site at fleetchrysler.ca or eMail us at: fleetinfo@chrycan.com.

⁽¹⁾Based on 2012 Ward's upper/middle sedan segmentation

⁽²⁾Based on 2012 Ward's large regular vs. middle/upper car segmentation. Excludes other vehicles designed and manufactured by Chrysler Group LLC.

⁽³⁾Based on 2012 Ward's small/cross utility segmentation, when properly equipped with Freedom Drive II®

⁽⁴⁾Based on 2012 Ward's Large pickup segmentation

⁽⁵⁾Best-selling based on R.L. Polk Canada Inc. 2010 and 2011 CY. Durability based on longevity. Based on R.L. Polk Canadian vehicle in operation data as of July 1, 2010, for model years 1988-2011

⁽⁶⁾Based on class 3-5 conventional chassis cab Pickup



*Disclaimers and Disclosures:

Adaptive Cruise Control (ACC) | ACC is a driver convenience system, not a substitute for active driver involvement. The driver must remain aware of traffic conditions and be prepared to use the brakes to avoid collisions.

Blind-Spot Monitoring | Always check visually for vehicles prior to changing lanes.

Blue&Me™ Hands-Free Communication | Always use Blue&Me™ in a safe manner, with eyes on the road and hands on the wheel at all times.

Dual Sliding Doors with obstacle detection | Detects most obstacles. Always use care.

Electronic Stability Control (ESC) | No system can repeal the laws of physics or overcome careless driving actions. Performance is limited by available traction, which snow, ice and other conditions can affect. When the ESC warning lamp flashes, the driver needs to use less throttle and adapt speed and driving behaviour to prevailing road conditions.

EnerGuide | *Based on 2012 EnerGuide highway fuel consumption ratings. Government of Canada test methods used. Your actual fuel consumption may vary based on driving habits and other factors. Ask your dealer for the EnerGuide information.

Five Star Rating | Star ratings are part of the U.S. Government's National Highway Safety Administration's (NHTSA's) New Car Assessment Program (www.safercar.gov).

Forward Collision Warning (FCW) | FCW is solely an alert system for the front of the vehicle which does not take any actions to change vehicle dynamics to avoid a collision; not a substitute for active driver involvement.

Front Park Assist | Always check entire surroundings before manoeuvring your vehicle.

Front, Side Curtain, Front-Seat Side and Knee Blocker Air Bags | The advanced front air bags in this vehicle are certified to the federal regulations for advanced air bags. Children 12 years old and younger should always ride buckled up in a rear seat. Infants in rear-facing child restraints should never ride in the front seat of a vehicle with a passenger front air bag. All occupants should always wear their lap and shoulder belts properly.

Integrated Booster Seats | Integrated booster seats are only for children between 120 and 145 centimetres (47 and 57 inches) in height, weighing between 22 and 38 kilograms (48 and 85 pounds). Always fasten seat belts properly.

Uconnect 430N or 730N | Never program while driving. GPS mapping may not be detailed in all areas or reflect current road regulations.

Motor Trend | *Motor Trend* is a registered trademark of Source Interlink Magazines.

Park-Sense® Rear Park Assist | Always check entire surroundings before manoeuvring your vehicle.

ParkView® Back-Up Camera | Always check entire surroundings before manoeuvring your vehicle.

Reactive Front Head Restraint | Always sit properly with the head restraint properly adjusted. Never place anything in front of the head restraint.

Rear Cross-Path Detection | Always check entire surroundings before manoeuvring your vehicle.

Remote Start | Only available with automatic transmissions.

Removable Doors | Be sure to follow all instructions in Owner's Manual for removal of top, doors and lowering of windshield. Driving with doors off and windshield down is for off-road use only.

SiriusXM™ Satellite Radio | Requires SiriusXM™ radio subscriptions governed by SIRIUS™ terms and conditions available at siriuscanada.ca.

TomTom® Navigation with Blue&Me Hands-Free Communication | Consult local ordinances on affixing TomTom navigation in appropriate location. Never program while driving.

Towing | When properly equipped.

Top Safety Pick | Top Safety Pick is an award issued by the Insurance Institute for Highway Safety.

Uconnect™ Hands-Free Communication | Must use Bluetooth® compatible phone. Driving while distracted can result in loss of vehicle control. Only use mobile phones and other devices, even with voice commands, when it is safe to do so.

Uconnect 8.4N | Never program while driving. GPS mapping may not be detailed in all areas or reflect current road regulations.

Universal Garage Door Opener | Not compatible with all garage door openers.

Water Fording | Do not attempt water fording unless depth is known to be less than 51 cm (20 inches). Traversing water can cause damage that may not be covered by the new-vehicle warranty. Always off-road responsibly in approved areas.

Chrysler | Chrysler, Jeep, Dodge, Ram, Town & Country, Stow 'n Go, 300C, 300 Limited, SRT, HEMI, Mopar, Park-Sense, ParkView and Sentry Key are registered trademarks; and Uconnect, Pentastar, SafetyTec and Stow 'n Place are trademarks of Chrysler Group LLC. Alpine and the Alpine logo are registered trademarks of Alpine Electronics, Inc. Garmin and the Garmin logo are registered trademarks of Garmin, Ltd or its subsidiaries and are registered in one or more countries. All rights reserved. iPod is a registered trademark of Apple Inc. All rights reserved. Boston Acoustics and the Boston Acoustics logo are registered trademarks of Boston Acoustics, Inc. All rights reserved. SmartBeam is a trademark of Gentex Corporation. Sirius, XM and related marks and logos are trademarks of SiriusXM Radio Inc. Bluetooth is a registered trademark of Bluetooth SIG, Inc. HomeLink is a registered trademark owned by Johnson Controls, Inc. All rights reserved. Bridgestone and any Bridgestone products or service names are trademarks or registered. Michelin is a registered trademark of Michelin North America, Inc. Quiet Steel is a registered trademark of Material Sciences Corporation. Auto/Stick is a trademark of Hurst Performance.

Jeep | Chrysler, Jeep, Dodge, Ram, the Jeep grille, Grand Cherokee, CommandView, Mopar, Overland, Park-Sense, ParkView, Sentry Key, Tru-Lok, Rock-Trac, Rubicon, Freedom Top, Command-Trac, Trail Rated, SRT, Sentry Key and VES are registered trademarks; and Uconnect, Pentastar, Quadra-Trac I, Quadra-Trac II, Quadra-Drive II, Quadra-Lift and Selec-Terrain are trademarks of Chrysler Group LLC. Sunrider is a registered trademark of Bestop, Inc. BFGoodrich is a registered trademark of Goodrich Corporation. Alpine and the Alpine logo are registered trademarks of Alpine Electronics, Inc. Garmin and the Garmin logo are registered trademarks of Garmin, Ltd or its subsidiaries and are registered in one or more countries. All rights reserved. iPod is a registered trademark of Apple Inc. All rights reserved. Boston Acoustics and the Boston Acoustics logo are registered trademarks of Boston Acoustics, Inc. All rights reserved. SmartBeam is a trademark of Gentex Corporation. Dana and Trac-Lok are registered trademarks of Dana Corporation. HomeLink is a registered trademark owned by Johnson Controls, Inc. All rights reserved. ∞Infinity is a registered trademark of Harman Industries, Inc. Katzkin and the Katzkin logo are registered trademarks of Katzkin Leather Interiors, Inc. Bridgestone and any Bridgestone products or service names are trademarks or registered. Michelin is a registered trademark of Michelin North America, Inc. Quiet Steel is a registered trademark of Material Sciences Corporation. Auto/Stick is a trademark of Hurst Performance. Sirius, XM and related marks and logos are trademarks of SiriusXM Radio Inc.

Dodge | Chrysler, Jeep, Dodge, Ram, SRT, Stow 'n Go, Park-Sense, Journey, ParkView, Sentry Key, R/T, Grand Caravan, SRT, Flip 'n Stow, and Sentry Key are registered trademarks and Uconnect, Stow 'n Place and Pentastar are trademarks of Chrysler Group LLC. Alpine and the Alpine logo are registered trademarks of Alpine Electronics, Inc. Garmin and the Garmin logo are registered trademarks of Garmin, Ltd or its subsidiaries and are registered in one or more countries. iPod is a registered trademark of Apple Inc. All rights reserved. Boston Acoustics and the Boston Acoustics logo are registered trademarks of Boston Acoustics, Inc. All rights reserved. SmartBeam is a trademark of Gentex Corporation. Sirius, XM and related marks and logos are trademarks of SiriusXM Radio Inc. Bluetooth is a registered trademark of Bluetooth SIG, Inc. HomeLink is a registered trademark owned by Johnson Controls, Inc. All rights reserved. ∞Infinity is a registered trademark of Harman Industries, Inc. Katzkin and the Katzkin logo are registered trademarks of Katzkin Leather Interiors, Inc. Bridgestone and any Bridgestone products or service names are trademarks or registered. Dana and Trac-Lok are registered trademarks of Dana Corporation. Michelin is a registered trademark of Michelin North America, Inc. Quiet Steel is a registered trademark of Material Sciences Corporation. Auto/Stick is a trademark of Hurst Performance. Tremec is a registered trademark used for Transmissions for land Vehicles and parts therefore and owned by Transmisiones Y Equios Mecanicos, S.A.De C.V.

Ram | Chrysler, Jeep, Dodge, Ram, Laramie, Big Horn, Quad Cab, RamBox, HEMI, Mega Cab, Mopar, Park-Sense, ParkView, Power Wagon, Sentry Key and Tru-Lok are registered trademarks and Uconnect is a trademark of Chrysler Group LLC. Cummins is a registered trademark of Cummins, Inc. Warn is a registered trademark of Warn Industries, Inc. Alpine and the Alpine logo are registered trademarks of Alpine Electronics, Inc. Garmin and the Garmin logo are registered trademarks of Garmin, Ltd or its subsidiaries and are registered in one or more countries. All rights reserved. iPod is a registered trademark of Apple Inc. All rights reserved. Boston Acoustics and the Boston Acoustics logo are registered trademarks of Boston Acoustics, Inc. All rights reserved. SmartBeam is a trademark of Gentex Corporation. SiriusXM™, XM and related marks and logos are trademarks of Sirius XM Radio Inc. Bluetooth is a registered trademark of Bluetooth SIG, Inc. HomeLink is a registered trademark owned by Johnson Controls, Inc. All rights reserved. ∞Infinity is a registered trademark of Harman Industries, Inc. Katzkin and the Katzkin logo are registered trademarks of Katzkin Leather Interiors, Inc. Bridgestone and any Bridgestone products or service names are trademarks or registered. Trac-Lok is a registered trademark of Dana Corporation. Michelin is a registered trademark of Michelin North America, Inc. Quiet Steel is a registered trademark of Material Sciences Corporation. Auto/Stick is a trademark of Hurst Performance.

FIAT | ©2011 Chrysler Canada LLC. FIAT is a registered trademark of FIAT Group Marketing and Corporate Communications SpA, used under license by Chrysler Group LLC. iPod® is a registered trademark of Apple Inc. BOSE and BOSE logo are registered trademarks of Bose Corporation or its affiliated companies. Sirius, XM and related marks and logos are trademarks of Sirius XM Radio Inc. ABARTH scorpion design is a trademark used under license by Chrysler Group LLC.

Warranty disclaimer | 2013 Chrysler, Jeep, Dodge and Ram vehicles are backed by a 5-year or 100,000-kilometre* fully transferable Powertrain Limited Warranty with \$0 deductible plus 24-hour roadside assistance.+ Basic Warranty coverage is for 3 years or 60,000 kilometres.* Rust-through coverage on all body sheet metal is for 3 years. The Cummins Turbo Diesel engine is protected by a separate Limited Warranty, covering the engine for 5 years or 160,000 kilometres.*

* Whichever comes first. +Some conditions may apply. The 5-year/ 100,000-kilometre Powertrain Limited Warranty does not apply to vehicles sold for certain commercial uses or to SRT models. See your retailer for full details.

ABOUT THIS CATALOGUE | Since the time of printing, some of the information you'll find in this catalogue may have been updated. Ask your retailer for details. Some of the equipment shown or described throughout this catalogue is available at extra cost. Specifications, descriptions, illustrative materials, and all competitive comparisons contained herein are as accurate as known at the time this publication was approved for printing. Chrysler Canada Inc. reserves the right to make changes at any time without notice and without incurring obligation. For the price of the model with the equipment you desire, or verification of specifications contained herein, see your Chrysler, Jeep, Dodge, Ram, FIAT and SRT retailer.



CANADA FLEET OPERATIONS