


CHRYSLER FLEET BUYER'S GUIDE

2015

2015



INTRODUCTION

- 4 Fleet Team Contacts
- 6 Powertrain Factor
- 10 Innovations in Technology
- 12 Safety & Security
- 16 Jeep® 4WD Systems
- 18 Exterior Paint

PASSENGER CARS

- 22 Passenger Car Comparisons
- 24 FIAT® 500 / 500 Cabrio
- 28 FIAT 500L
- 32 Dodge Dart
- 36 Chrysler 200
- 40 Dodge Charger
- 42 2014 Chrysler 300
- 46 Dodge Challenger

SPORT UTILITY

- 50 Sport Utility Comparisons
- 52 Jeep Renegade
- 54 Jeep Compass
- 58 Jeep Patriot
- 62 Jeep Wrangler
- 66 Dodge Durango
- 70 Jeep Cherokee
- 74 Jeep Grand Cherokee

MINIVANS & CROSSOVERS


- 81 Minivan & Crossover Comparisons
- 82 Dodge Journey
- 86 Dodge Grand Caravan
- 90 Chrysler Town & Country

RAM COMMERCIAL

- 96 Ram Commercial Comparisons
- 98 Ram 1500
- 108 Ram 2500 / 3500
- 114 Ram 2500 CNG
- 116 Ram 3500 / 4500 / 5500 Chassis Cab
- 120 Ram ProMaster™ City
- 122 Ram ProMaster
- 126 Ram Cargo Van

POLICE/GOVERNMENT

- 130 2014 Dodge Charger Enforcer
- 132 Dodge Durango Special Service
- 134 Ram Special Service
- 136 Government Vehicles



CHRYSLER

CANADA FLEET OPERATIONS

To our valued Fleet colleagues,

For the 2015 model year, meet a Chrysler Canada Inc. Fleet portfolio with **the most complete and fuel-efficient lineup in our history**, further bolstered with state-of-the-art telematics and cutting-edge commercial vehicles. Add numerous best-in-class accolades, and you've got a selection both Fleet-friendly and driver-centric.


We're kicking off the year with ongoing innovations across the board. The breakthrough **Chrysler 200 mid-size sedan** combines style, comfort, safety and value, with **6.4 L/100 km (44 mpg) fuel efficiency** and a new All-Wheel-Drive version. Upgrades to the **Dodge Charger** and the **full-size Ram ProMaster™ Cargo Van** (a Vincentric "Best Fleet Value in America," a ringing endorsement) further prove we're on the right track.

We know Fleet: it's all about the economy and the people. Our focus on fuel-efficient performance is reflected in **eight- and nine-speed transmissions, MultiAir® technology and EcoDiesel engines** – and look for more contributions as the year progresses.

Most important to your success is service. Chrysler Canada Inc. supports you with the most responsive team in the industry. It's quality service to match quality vehicles – each backed with our **5-Year/100,000-Kilometre Powertrain Limited Warranty**.

We never take your business for granted. Please visit fleetchrysler.ca or contact one of our sales representatives listed on pages 4–5 with any feedback. Your ideas – and your respect – are critical. As always, *thank you*.

Sincerely,



Ken Tuckey
Senior Manager, National Fleet and Commercial Vehicles
Chrysler Canada Inc.

EnerGuide fuel economy ratings for 2015 models have been calculated using the NEW (5-cycle) Government of Canada test method. This NEW test method will apply to all **2015** model-year vehicles sold in Canada. For comparison purposes only, ratings for the all-new 2015 Chrysler 200 using the NEW (5-cycle) and OLD (2-cycle) Government of Canada test methods would be:

NEW: 10.2 L/100 km (28 mpg) city, 6.4 L/100 km (44 mpg) highway
OLD: 8.9 L/100 km (32 mpg) city, 5.3 L/100 km (53 mpg) highway

For more information please visit the Government of Canada Web site: www.vehicles.nrcan.gc.ca



2014 and 2015 Chrysler, Jeep®, Dodge and Ram vehicles are backed by a 5-year or 100,000-kilometre fully transferable Powertrain Limited Warranty* with \$0 deductible plus 24-hour roadside assistance. SRT® vehicles are backed by a 3-year or 60,000-kilometre fully transferable Powertrain Limited Warranty* with \$0 deductible plus 24-hour roadside assistance. Basic Warranty coverage is for 3 years or 60,000 kilometres.† Rust-through coverage on all body sheet metal is for 3 years. The Cummins® Turbo Diesel engine is protected by a separate Limited Warranty, covering the engine for 5 years or 160,000 kilometres.* The EcoDiesel engine is backed by a 5-year or 100,000-kilometre fully transferable Powertrain Limited Warranty* with \$0 deductible plus 24-hour roadside assistance.†

*Whichever comes first. Some conditions may apply. †The 5-year/100,000-kilometre Powertrain Limited Warranty does not apply to vehicles sold for certain commercial uses. See your retailer for full details.

NATIONAL FLEET SALES TEAM

NATIONAL OFFICE 6500 MISSISSAUGA ROAD NORTH, MISSISSAUGA, ONTARIO L5N 1A8 FAX: (905) 821-6020



Ken Tuckey

*Senior Manager,
National Fleet and
Commercial Vehicles*
(905) 821-6040
kwt1@chrysler.com



Bernie Moorcroft

*National Daily
Rental Sales Manager*
(905) 821-6035
bm20@chrysler.com



Norm Lyle

*National Fleet
and Commercial
Marketing Manager*
(905) 821-6036
nsl@chrysler.com



Sujata Yerrow

*National Government
Sales and Fleet
Marketing Manager*
(905) 821-6043
scd2@chrysler.com



Claude Malette

*Law Enforcement
Account Manager*
(905) 821-6091
chm2@chrysler.com



Al Coulas

Technical Sales Manager
(905) 821-6007
ac50@chrysler.com



Randy Klein

*National Fleet
and Commercial
Operations Manager*
(519) 973-2060
rsk@chrysler.com



**Annamaria
Battista**

*Fleet, Commercial and
Daily Rental Coordinator*
(905) 821-6198
asb3@chrysler.com



**Gloria
Bustamante-Fast**

Administrative Analyst
(905) 821-6176
gb31@chrysler.com



Andy Gardin

*Fleet Financial
Control Manager*

VEHICLE REMARKETING



Eric Janca

*National Vehicle
Remarketing Manager*
(905) 821-6073
emj4@chrysler.com



Fernando Amilpa

*Vehicle Remarketing
Operations Manager*
(905) 821-6090
fa38@chrysler.com



Maurice Leblanc

*Vehicle Remarketing
Manager, Halifax*
(905) 873-4400
mbl1@chrysler.com



Jim Rorison

*Vehicle Remarketing
Manager, Calgary*
(403) 912-4400
jr31@chrysler.com



Raphael Gentile

*Vehicle Remarketing
Manager, Montreal*
(450) 472-4400
rg36@chrysler.com

FLEET AND COMMERCIAL SALES



Bill Fisher
ONTARIO and ATLANTIC
Fleet and Commercial
Account Executive
(905) 821-6066
wf3@chrysler.com



Mike Young
ONTARIO
Fleet and Commercial
Account Executive
(905) 821-6096
my1@chrysler.com



Eric Gauthier
QUEBEC
Fleet and Commercial
Account Manager
(514) 630-2538
ebg@chrysler.com



Mike Weatherby
ALBERTA
Fleet and Commercial
Account Executive
(403) 299-2910
mpw7@chrysler.com



Lindsay White
ALBERTA
Fleet and Commercial
Account Executive
(403) 299-2943
lrw29@chrysler.com



Ed Garrick
*BRITISH COLUMBIA
and PRAIRIES*
Fleet and Commercial
Account Executive
(604) 556-9062
ejg@chrysler.com

FLEET BUSINESS CENTRES

EASTERN BUSINESS CENTRE

6500 Mississauga Road North
Mississauga, Ontario L5N 1A8
Fax: (905) 821-6020

INCLUDES: Ontario, New Brunswick,
Newfoundland, Nova Scotia and Prince
Edward Island

WESTERN BUSINESS CENTRE

Suite 200, Southland Plaza
10201 Southport Road SW
Calgary, Alberta T2W 4X9
Fax: (403) 299-2922

INCLUDES: British Columbia, Alberta,
Saskatchewan, Manitoba, Nunavut, Yukon
and Northwest Territories

QUEBEC BUSINESS CENTRE


3000 Trans-Canada Highway
Pointe-Claire, Quebec H9R 1B1
Fax: (514) 630-2558

INCLUDES: Quebec

FLEET AND COMMERCIAL SERVICE



Jeff Pollen
National Manager, Service
Technical Operations
(519) 973-2530
jbp1@chrysler.com



Steve Brookfield
Fleet Service Manager,
Eastern and Western
(416) 347-5300
sgb21@chrysler.com



André Dostie
National Fleet Service
Manager, Quebec
(514) 219-0113
ad5@chrysler.com

CHRYSLER FLEET HEADQUARTERS (800) 463-3600 FLEETINFO@CHRYCAN.COM

Anne Prieur *Fleet Team Leader*

Alyssa Akagi *Customer Care Representative*

Annette Curtis *Customer Care Representative*

Brent Elgie *Customer Care Representative*

Daulton Trudell *Customer Care Representative*

Dawn Sutherland *Customer Care Representative*

Jennifer Wood *Customer Care Representative*

Kimberly O'Neil *Customer Care Representative*

Linda LePatourel *Customer Care Representative*

Linda Skowby *Rebate Incentive and Fleet SME*


Suzanne O'Rourke *Customer Care Representative*

Tracy Wood *Customer Care Representative*



POWERTRAIN FACTOR

CONTINUOUSLY VARIABLE TRANSMISSION (CVT)



Unlike conventional automatic (and manual) transmissions which have fixed gears and gear ratios, the Continuously Variable Transmission (CVT) offers the equivalent of “gear changes” — but in a dramatically “stepless” manner that encompasses an infinite number of effective gear ratios. The principal effect is flexibility: the engineering allows the driveshaft to maintain a constant angular velocity over a range of output velocities. By allowing the engine to run at the most efficient revolutions per minute (rpm) over a wide range of speeds and conditions, the CVT can provide excellent fuel economy to maximize the overall performance of a vehicle. The CVT is currently applied in Jeep® Compass and Patriot Trail Rated® 4x4 models.

8-SPEED AUTOMATIC TRANSMISSION



Chrysler is pleased to be the first North American automaker to implement 8-speed automatic transmissions.

Working with ZF, a world leader in innovative transmission engineering, select models in the Chrysler, Jeep, Dodge and Ram lineups offer this exceptional longitudinal transmission. Key features include filled-for-life transmission fluid, nearly imperceptible gear changes and a wide gear ratio spread with close steps allowing for more time at lower engine rpm, as well as electronic shift mapping, with more than 40 individual shift maps that optimize shift quality in varying road and driving conditions. The result is an automatic transmission that delivers an exceptional blend of fuel economy and the performance requirements of almost any driving demand.

9-SPEED AUTOMATIC TRANSMISSION



Available on the Jeep Cherokee and all-new 2015 Chrysler 200, this transmission provides exceptional figures for performance and fuel economy. In each of these critical areas, the ZF 9-speed automatic is measuring up with brilliance and sophistication. In particular, fuel economy figures attain truly exceptional levels: Chrysler 200 models with the 9-speed reach up to a 26 percent improvement in fuel economy over previous I-4 iterations; Jeep Cherokee models so equipped deliver groundbreaking figures: up to 7.7 L/100 km (37 mpg) hwy (new test method), 6.4 L/100 km (44 mpg) hwy (old test method)! This is one powertrain component that will quickly separate Chrysler Canada Inc. Fleet vehicles from the rest of the pack.

[†]See page 71 for full details.

ALTERNATIVE FUELS

Our insistence on finding effective and efficient means of generating power is amply evident in powertrain design.

Chrysler Group LLC has introduced an advanced, low-emission diesel engine for light-duty vehicles that significantly reduces CO₂ while still meeting strict NO_x particulate matter emissions requirements.

Flexible-fuel vehicles can run on E85, which contains 85% ethanol. In addition, Chrysler Group LLC is the only manufacturer in North America to offer a factory-built natural gas pickup truck, the Ram 2500 Heavy Duty CNG. The truck offers cost and emissions benefits, using an abundant, domestically sourced fuel as its primary fuel source.



3.0-LITRE ECODIESEL V6 ENGINE



The distinctive 3.0L EcoDiesel V6 is a turbocharged 60-degree, dual overhead cam (DOHC) 24-valve V6 that delivers 420 lb-ft of V8-like torque at only 2000 rpm. Key features include a 29,000-psi Common Rail Fuel-Injection System enhanced with Multi-Jet II Shaping Technology enabling up to eight fuel injections per combustion event. Principal engine features encompass a cylinder block and bedplate of high-strength alloy pistons, heat-treated aluminum cylinder heads and oil squirters for each piston. Further advantages include an electronically controlled and water-cooled variable-geometry turbocharger providing critical turbine power at low engine speeds and helping ensure optimal power and performance at all times; a dual-fuel filtration system that enables exceptional separation of water from fuel for enhanced protection; a state-of-the-art Selective Catalytic Reduction System to reduce emissions; and the standard engine oil cooler — keeping the oil at peak operating temperatures and contributing to oil change intervals that can stretch up to 16,000 km.

Capable of running environmentally friendly and renewable biodiesel fuels up to a B-20 blend, the EcoDiesel V6 is offered on the 2015 Ram 1500 pickup and Jeep® Grand Cherokee.

6.7-LITRE CUMMINS® I-6 TURBO DIESEL ENGINE



Canada's best-selling⁽¹⁾ and most durable⁽²⁾ diesel pickup in 2010, 2011, 2012 and 2013.

Cummins powered Ram Trucks boast capabilities and features that include up to 850 lb-ft of torque, segment-exclusive dual-inlet Ram Active Air™ intake,⁽³⁾ a standard Smart Diesel Exhaust Brake and an unsurpassed 5-Year/160,000-Kilometre Diesel Powertrain Limited Warranty.⁽⁴⁾ All Cummins Turbo Diesel engines feature a state-of-the-art Diesel Exhaust Fluid/Selective Catalytic Reduction System that helps enhance fuel economy and deliver oil change intervals of up to 24,000 km.⁽⁵⁾ Available on Ram Heavy Duty and Ram Chassis Cabs.

3.6-LITRE PENTASTAR™ VARIABLE VALVE TIMING (VVT) V6 ENGINE



A three-time winner of *Ward's Automotive* "10 Best Engines."

Offering exceptional refinement, impressive fuel economy and responsive power, the 3.6L Pentastar VVT V6 engine offers an elegant and simple design with outstanding drivability and responsiveness — without the need for premium fuel. Further advantages are a canister-free oil filter system that eliminates oil spills and contains an incinerable filter element for more efficient disposal than typical oil filters. Long-life spark plugs and a high-energy coil-on-plug ignition system help to reduce maintenance costs, making this a premium engine that runs on unleaded regular, E85 ethanol (most models) or any combination of the two.



INNOVATIONS IN TECHNOLOGY

STOP/START TECHNOLOGY

This feature is characteristically reserved for hybrid/electric vehicles – but once again, Chrysler Group LLC is changing the rules. During lengthier stops – red lights or busy intersections – Stop/Start Technology, available on the 2015 Jeep® Cherokee, and Ram 1500, saves fuel by stopping the engine until the driver pushes the accelerator to instantly re-engage it for seamless acceleration. All interior features remain active (i.e., air conditioner, lights, etc.).

ACTIVE-LEVEL™ FOUR-CORNER AIR SUSPENSION

Available on Ram 1500, the segment-exclusive⁽¹⁾ Four-corner Air Suspension helps achieve greater ride comfort, capability and fuel economy by providing five separate modes of suspension operation: two off-road modes; normal driving mode, for city and suburban streets; aero mode, for highway speeds; and entry/exit mode, which lowers the vehicle for easier ingress/egress. The Four-corner Air Suspension is intuitive: when the cargo bed is loaded, Ram 1500 automatically self-levels to keep an even, horizontal profile – and to avoid shining headlights into the eyes of oncoming drivers.

AUTO-LEVEL REAR AIR SUSPENSION

Available on Ram 2500/3500 Heavy Duty models, the segment-exclusive⁽²⁾ Auto-Level Rear Air Suspension System gives you outstanding ride comfort and unparalleled control. Comprised of two driver-activated operational modes for Payload (for enhanced load levelling) and Towing (for enhanced rake appearance), this ingenious suspension system redefines capability for today's pickup owner.

In Payload mode, the system continually monitors ride heights on both sides of the vehicle and adjusts for load shifting or changes in road surfaces; a level load – even under extreme hauling assignments – is assured. In the Trailer/Tow mode, the system lowers the rear suspension approximately 25 mm (1 inch), ensuring a constant and correct alignment between hitch and trailer tongue; Trailer/Tow ensures a level load and creates a parallel and even rake from the front of the pickup through the rear of the trailer.

QUADRA-LIFT® AIR SUSPENSION

This revolutionary suspension system, available on Jeep Grand Cherokee, allows you to easily raise your vehicle for up to 274 mm (10.8 inches) of ground clearance, or to lower it by 40 mm (1.6 inches) for easier entry, exit and loading. The system also raises the vehicle from back to front to help keep headlights safely focused downward on the road ahead.

ACTIVE GRILLE SHUTTERS

To improve aerodynamics and help improve fuel economy, active grille shutters automatically open and close depending on the vehicle's speed, engine temperature, engine load and ambient outside temperature. Available on Chrysler 200, Dodge Dart, Ram 1500 and Jeep Cherokee.

7-INCH CUSTOMIZABLE IN-CLUSTER DISPLAY CENTRE

The premium 7-inch customizable in-cluster display is available on select vehicles, and delivers real-time information on performance, navigation* and vehicle status in full colour. Features include a digital speedometer, current and average fuel economy, tire pressure monitoring and available turn-by-turn navigation, all using rich graphics, just to name a few.

SELEC-TERRAIN® SYSTEM

In on- or off-road situations, five selectable settings – Auto, Snow, Mud, Sand and Rock – are available in a rotary dial on the centre console. Twelve different vehicle management systems are electronically coordinated to adjust the traction control to match the road or trail ahead and actively manage torque distribution. Standard on Jeep Grand Cherokee Limited, Overland® and Summit® models. Available on Laredo.

On Jeep Cherokee models, the Selec-Terrain System is modified. In this application, it combines the Sand/Mud modes and adds a Rock mode on Trailhawk® models. In addition to these modes, drivers can dial in to Auto, Snow or Sport mode.

STOW 'N GO® SEATING AND STORAGE SYSTEM

Available exclusively on Dodge Grand Caravan and Chrysler Town & Country, this ingenious feature is all about maximizing all your cargo and passenger-carrying needs. With one simple motion, the seats can be folded into the floor providing up to 4072 L (143.8 cu ft) of maximum cargo volume and a flat load floor at your disposal in seconds. When seats are upright, your cargo can be secured in the in-floor storage bins.

ECO MODE

ECO mode helps improve fuel economy by adjusting the transmission shift schedule, idle speed and interactive Deceleration Fuel Shut-Off. In V8 models it controls the FuelSaver cylinder deactivation. Engaged upon vehicle startup, it also activates the available Quadra-Lift Air Suspension System, lowering it when vehicle speed exceeds 88 km/h. Standard on Jeep Grand Cherokee.

*All disclaimers and disclosures can be found on the inside back cover. ⁽¹⁾Based on *Automotive News* Large Pickup segmentation and competitive information available at time of printing. ⁽²⁾Based on 2500/250 and 3500/350 full-size pickups.

FLEET AND COMMERCIAL SALES



Bill Fisher
ONTARIO and ATLANTIC
Fleet and Commercial
Account Executive
(905) 821-6066
wf3@chrysler.com



Mike Young
ONTARIO
Fleet and Commercial
Account Executive
(905) 821-6096
my1@chrysler.com



Eric Gauthier
QUEBEC
Fleet and Commercial
Account Manager
(514) 630-2538
ebg@chrysler.com



Mike Weatherby
ALBERTA
Fleet and Commercial
Account Executive
(403) 299-2910
mpw7@chrysler.com



Lindsay White
ALBERTA
Fleet and Commercial
Account Executive
(403) 299-2943
lrw29@chrysler.com



Ed Garrick
*BRITISH COLUMBIA
and PRAIRIES*
Fleet and Commercial
Account Executive
(604) 556-9062
ejg@chrysler.com

FLEET BUSINESS CENTRES

EASTERN BUSINESS CENTRE

6500 Mississauga Road North
Mississauga, Ontario L5N 1A8
Fax: (905) 821-6020

INCLUDES: Ontario, New Brunswick,
Newfoundland, Nova Scotia and Prince
Edward Island

WESTERN BUSINESS CENTRE

Suite 200, Southland Plaza
10201 Southport Road SW
Calgary, Alberta T2W 4X9
Fax: (403) 299-2922

INCLUDES: British Columbia, Alberta,
Saskatchewan, Manitoba, Nunavut, Yukon
and Northwest Territories

QUEBEC BUSINESS CENTRE


3000 Trans-Canada Highway
Pointe-Claire, Quebec H9R 1B1
Fax: (514) 630-2558

INCLUDES: Quebec

FLEET AND COMMERCIAL SERVICE



Jeff Pollen
National Manager, Service
Technical Operations
(519) 973-2530
jbp1@chrysler.com



Steve Brookfield
Fleet Service Manager,
Eastern and Western
(416) 347-5300
sgb21@chrysler.com



André Dostie
National Fleet Service
Manager, Quebec
(514) 219-0113
ad5@chrysler.com

CHRYSLER FLEET HEADQUARTERS (800) 463-3600 FLEETINFO@CHRYCAN.COM

Anne Prieur *Fleet Team Leader*

Alyssa Akagi *Customer Care Representative*

Annette Curtis *Customer Care Representative*

Brent Elgie *Customer Care Representative*

Daulton Trudell *Customer Care Representative*

Dawn Sutherland *Customer Care Representative*

Jennifer Wood *Customer Care Representative*

Kimberly O'Neil *Customer Care Representative*

Linda LePatourel *Customer Care Representative*

Linda Skowby *Rebate Incentive and Fleet SME*


Suzanne O'Rourke *Customer Care Representative*

Tracy Wood *Customer Care Representative*



POWERTRAIN FACTOR

CONTINUOUSLY VARIABLE TRANSMISSION (CVT)



Unlike conventional automatic (and manual) transmissions which have fixed gears and gear ratios, the Continuously Variable Transmission (CVT) offers the equivalent of “gear changes” — but in a dramatically “stepless” manner that encompasses an infinite number of effective gear ratios. The principal effect is flexibility: the engineering allows the driveshaft to maintain a constant angular velocity over a range of output velocities. By allowing the engine to run at the most efficient revolutions per minute (rpm) over a wide range of speeds and conditions, the CVT can provide excellent fuel economy to maximize the overall performance of a vehicle. The CVT is currently applied in Jeep® Compass and Patriot Trail Rated® 4x4 models.

8-SPEED AUTOMATIC TRANSMISSION



Chrysler is pleased to be the first North American automaker to implement 8-speed automatic transmissions.

Working with ZF, a world leader in innovative transmission engineering, select models in the Chrysler, Jeep, Dodge and Ram lineups offer this exceptional longitudinal transmission. Key features include filled-for-life transmission fluid, nearly imperceptible gear changes and a wide gear ratio spread with close steps allowing for more time at lower engine rpm, as well as electronic shift mapping, with more than 40 individual shift maps that optimize shift quality in varying road and driving conditions. The result is an automatic transmission that delivers an exceptional blend of fuel economy and the performance requirements of almost any driving demand.

9-SPEED AUTOMATIC TRANSMISSION



Available on the Jeep Cherokee and all-new 2015 Chrysler 200, this transmission provides exceptional figures for performance and fuel economy. In each of these critical areas, the ZF 9-speed automatic is measuring up with brilliance and sophistication. In particular, fuel economy figures attain truly exceptional levels: Chrysler 200 models with the 9-speed reach up to a 26 percent improvement in fuel economy over previous I-4 iterations; Jeep Cherokee models so equipped deliver groundbreaking figures: up to 7.7 L/100 km (37 mpg) hwy (new test method), 6.4 L/100 km (44 mpg) hwy (old test method)! This is one powertrain component that will quickly separate Chrysler Canada Inc. Fleet vehicles from the rest of the pack.

¹See page 71 for full details.

ALTERNATIVE FUELS

Our insistence on finding effective and efficient means of generating power is amply evident in powertrain design.

Chrysler Group LLC has introduced an advanced, low-emission diesel engine for light-duty vehicles that significantly reduces CO₂ while still meeting strict NO_x particulate matter emissions requirements.

Flexible-fuel vehicles can run on E85, which contains 85% ethanol. In addition, Chrysler Group LLC is the only manufacturer in North America to offer a factory-built natural gas pickup truck, the Ram 2500 Heavy Duty CNG. The truck offers cost and emissions benefits, using an abundant, domestically sourced fuel as its primary fuel source.



3.0-LITRE ECODIESEL V6 ENGINE



The distinctive 3.0L EcoDiesel V6 is a turbocharged 60-degree, dual overhead cam (DOHC) 24-valve V6 that delivers 420 lb-ft of V8-like torque at only 2000 rpm. Key features include a 29,000-psi Common Rail Fuel-Injection System enhanced with Multi-Jet II Shaping Technology enabling up to eight fuel injections per combustion event. Principal engine features encompass a cylinder block and bedplate of high-strength alloy pistons, heat-treated aluminum cylinder heads and oil squirters for each piston. Further advantages include an electronically controlled and water-cooled variable-geometry turbocharger providing critical turbine power at low engine speeds and helping ensure optimal power and performance at all times; a dual-fuel filtration system that enables exceptional separation of water from fuel for enhanced protection; a state-of-the-art Selective Catalytic Reduction System to reduce emissions; and the standard engine oil cooler — keeping the oil at peak operating temperatures and contributing to oil change intervals that can stretch up to 16,000 km.

Capable of running environmentally friendly and renewable biodiesel fuels up to a B-20 blend, the EcoDiesel V6 is offered on the 2015 Ram 1500 pickup and Jeep® Grand Cherokee.

6.7-LITRE CUMMINS® I-6 TURBO DIESEL ENGINE



Canada's best-selling⁽¹⁾ and most durable⁽²⁾ diesel pickup in 2010, 2011, 2012 and 2013.

Cummins powered Ram Trucks boast capabilities and features that include up to 850 lb-ft of torque, segment-exclusive dual-inlet Ram Active Air™ intake;⁽³⁾ a standard Smart Diesel Exhaust Brake and an unsurpassed 5-Year/160,000-Kilometre Diesel Powertrain Limited Warranty.⁽⁴⁾ All Cummins Turbo Diesel engines feature a state-of-the-art Diesel Exhaust Fluid/Selective Catalytic Reduction System that helps enhance fuel economy and deliver oil change intervals of up to 24,000 km.⁽⁵⁾ Available on Ram Heavy Duty and Ram Chassis Cabs.

3.6-LITRE PENTASTAR™ VARIABLE VALVE TIMING (VVT) V6 ENGINE



A three-time winner of *Ward's Automotive* "10 Best Engines."

Offering exceptional refinement, impressive fuel economy and responsive power, the 3.6L Pentastar VVT V6 engine offers an elegant and simple design with outstanding drivability and responsiveness — without the need for premium fuel. Further advantages are a canister-free oil filter system that eliminates oil spills and contains an incinerable filter element for more efficient disposal than typical oil filters. Long-life spark plugs and a high-energy coil-on-plug ignition system help to reduce maintenance costs, making this a premium engine that runs on unleaded regular, E85 ethanol (most models) or any combination of the two.

POWERTRAIN FACTOR

3.2-LITRE PENTASTAR™ VARIABLE VALVE TIMING (VVT) V6 ENGINE



The first derivative of the celebrated 3.6-litre Pentastar VVT V6, the 3.2-litre Pentastar V6, is a dual overhead cam (DOHC) engine that churns out 271 horsepower and 239 lb-ft of torque – 84.2 hp per litre.

Brilliant technology helps minimize environmental impact and cost of ownership: a centrifugal oil separator to reduce oil consumption and operating costs, with a paper cartridge that can be incinerated. Dual-platinum spark plugs offer a service life of up to 160,000 kilometres without degradation before replacement.

5.7-LITRE HEMI® VVT V8 ENGINE



The legendary 5.7-litre HEMI VVT V8 engine generates outstanding horsepower and torque while delivering optimal efficiency under a wide range of conditions. It boasts multiple advantages, including a high compression ratio for more effective burning of fuel, Variable Valve Timing (VVT) and the available brilliant FuelSaver Multi-Displacement System (MDS) technology.

VVT opens and closes valves to varying degrees depending on rpm, giving the engine low-speed torque while maximizing fuel efficiency.

FuelSaver MDS technology seamlessly deactivates four of the eight cylinders, transforming this mighty V8 into a fuel-sipping four-cylinder.

6.4-LITRE HEMI V8 ENGINE



The 6.4-litre HEMI V8 delivers a stunning combination of horsepower, torque and tremendous capability. The 6.4-litre HEMI features an active intake manifold with variable-length runners; switching between short and long runners based on engine speed translates into a wider functional rpm range and optimal peak torque. Standard on most models, the Multi-Displacement System seamlessly transforms this mighty V8 into a fuel-sipping four-cylinder at highway cruising speeds. Models that offer the 6.4-litre HEMI V8 include Ram 2500/3500 pickups, Ram Chassis Cabs, Dodge Charger and Challenger SRT®, Chrysler 300 SRT and Jeep® Grand Cherokee SRT.

1.4-LITRE MULTIAIR® I-4 ENGINE



The engineering partnership between FIAT® and the Chrysler engineering team brings a phenomenally efficient and robust engine to the powertrain portfolio. When compared to naturally aspirated engines, our 1.4-litre MultiAir 4-cylinder demonstrates improved power, torque, and fuel economy, with a 10 percent increase in power over similar engines – and a similar 10 percent reduction of emissions. Key engineering features include electrohydraulic valves – technology that offers a greater dynamic for performance, and direct control of air and combustion.

2.0-LITRE TIGERSHARK™ DOHC I-4 ENGINE



The 2.0-litre Tigershark I-4 engine generates 160 horsepower and 148 lb-ft of torque. This engine features an aluminum block and cylinder heads, making it lighter and improving vehicle performance and fuel economy. For superior smoothness and high output, this engine incorporates four valves per cylinder with inverted-tooth-timing drive chain technology standard on Dodge Dart. The 2.0-litre engine also employs VVT.

1.4-LITRE MULTIAIR® I-4 TURBO ENGINE



The 1.4-litre MultiAir I-4 Turbo engine delivers 160 horsepower and 184 lb-ft of torque on the Dodge Dart and FIAT® 500L (170 lb-ft on FIAT 500 Abarth®). MultiAir is based on the direct control of the intake air supply. This technology is designed to vary the amount of time the intake valves are open and the amount of air/fuel charge that is let into the cylinder, particularly at low speeds or in partial-load driving conditions. This engine also features a low-inertia turbocharger with electric surge valve that further enhances responsiveness and performance.

2.4-LITRE TIGERSHARK™ MULTIAIR SOHC I-4 ENGINE



The 2.4-litre Tigershark MultiAir I-4 engine delivers 184 horsepower and 171 lb-ft of torque. The engine features an aluminum block and cylinder heads for improved performance and fuel economy, and has a glass-filled nylon intake manifold for low weight, smooth surface and less heat transfer when compared to aluminum. This engine also features a coil-on-plug ignition system delivering high-energy spark and the most precise timing available. Available on Dodge Dart, and standard on Chrysler 200 and Jeep® Cherokee.

2.0-LITRE AND 2.4-LITRE WORLD 4-CYLINDER ENGINES



The World Engines found in our Jeep Compass and Jeep Patriot are the 4-cylinder answer to our customers' demand for affordably priced, high-technology, fuel-efficient and durable engines. In most cases, they combine dual VVT and intake manifold flow-control valves with dual overhead camshafts, four valves per cylinder and high compression ratios. The result of these technologies: exceptional fuel economy and smooth, quiet operation. Other significant features include acoustic cylinder head covers on both displacements plus dual counter-rotating balance shafts and an acoustic oil pan on the 2.4-litre version.



⁽¹⁾Based on IHS Automotive: Polk Canadian new vehicle registrations through October 2013 for large diesel pickups under 14,000-lb GVW. ⁽²⁾Based on longevity of entire Ram Large Pickup segment compared to all competitive large pickups on the road since 1988. Longevity based on IHS Automotive: Polk Canadian Vehicles In Operation data as of July 1, 2013, for model years 1994-2013 for all large pickups sold and available in Canada over the last 20 years. ⁽³⁾Based on Class 2500/250 and 3500/350 full-size pickups. Specific models and optional equipment may be required to achieve maximum ratings. Please see your retailer for full details. ⁽⁴⁾See your retailer for complete details and a copy of the 5-Year/100,000-Kilometre or 5-Year/160,000-Kilometre Powertrain Limited Warranty. The AISIN 3-year or 290,000-kilometre warranty is a separate transmission limited warranty. See your Ram retailer for a copy of this limited warranty. ⁽⁵⁾Based on Class 2500/250 and 3500/350 full-size pickups. Specific models and optional equipment may be required to achieve maximum ratings. Please see your retailer for full details. Oil change intervals will vary based on excessive engine run times, operating conditions, maintenance schedules and driving habits. Excludes biodiesel fuel operation with the Cummins Turbo Diesel engine. See your retailer for full details.



INNOVATIONS IN TECHNOLOGY

STOP/START TECHNOLOGY

This feature is characteristically reserved for hybrid/electric vehicles – but once again, Chrysler Group LLC is changing the rules. During lengthier stops – red lights or busy intersections – Stop/Start Technology, available on the 2015 Jeep® Cherokee, and Ram 1500, saves fuel by stopping the engine until the driver pushes the accelerator to instantly re-engage it for seamless acceleration. All interior features remain active (i.e., air conditioner, lights, etc.).

ACTIVE-LEVEL™ FOUR-CORNER AIR SUSPENSION

Available on Ram 1500, the segment-exclusive⁽¹⁾ Four-corner Air Suspension helps achieve greater ride comfort, capability and fuel economy by providing five separate modes of suspension operation: two off-road modes; normal driving mode, for city and suburban streets; aero mode, for highway speeds; and entry/exit mode, which lowers the vehicle for easier ingress/egress. The Four-corner Air Suspension is intuitive: when the cargo bed is loaded, Ram 1500 automatically self-levels to keep an even, horizontal profile – and to avoid shining headlights into the eyes of oncoming drivers.

AUTO-LEVEL REAR AIR SUSPENSION

Available on Ram 2500/3500 Heavy Duty models, the segment-exclusive⁽²⁾ Auto-Level Rear Air Suspension System gives you outstanding ride comfort and unparalleled control. Comprised of two driver-activated operational modes for Payload (for enhanced load levelling) and Towing (for enhanced rake appearance), this ingenious suspension system redefines capability for today's pickup owner.

In Payload mode, the system continually monitors ride heights on both sides of the vehicle and adjusts for load shifting or changes in road surfaces; a level load – even under extreme hauling assignments – is assured. In the Trailer/Tow mode, the system lowers the rear suspension approximately 25 mm (1 inch), ensuring a constant and correct alignment between hitch and trailer tongue; Trailer/Tow ensures a level load and creates a parallel and even rake from the front of the pickup through the rear of the trailer.

QUADRA-LIFT® AIR SUSPENSION

This revolutionary suspension system, available on Jeep Grand Cherokee, allows you to easily raise your vehicle for up to 274 mm (10.8 inches) of ground clearance, or to lower it by 40 mm (1.6 inches) for easier entry, exit and loading. The system also raises the vehicle from back to front to help keep headlights safely focused downward on the road ahead.

ACTIVE GRILLE SHUTTERS

To improve aerodynamics and help improve fuel economy, active grille shutters automatically open and close depending on the vehicle's speed, engine temperature, engine load and ambient outside temperature. Available on Chrysler 200, Dodge Dart, Ram 1500 and Jeep Cherokee.

7-INCH CUSTOMIZABLE IN-CLUSTER DISPLAY CENTRE

The premium 7-inch customizable in-cluster display is available on select vehicles, and delivers real-time information on performance, navigation* and vehicle status in full colour. Features include a digital speedometer, current and average fuel economy, tire pressure monitoring and available turn-by-turn navigation, all using rich graphics, just to name a few.

SELEC-TERRAIN® SYSTEM

In on- or off-road situations, five selectable settings – Auto, Snow, Mud, Sand and Rock – are available in a rotary dial on the centre console. Twelve different vehicle management systems are electronically coordinated to adjust the traction control to match the road or trail ahead and actively manage torque distribution. Standard on Jeep Grand Cherokee Limited, Overland® and Summit® models. Available on Laredo.

On Jeep Cherokee models, the Selec-Terrain System is modified. In this application, it combines the Sand/Mud modes and adds a Rock mode on Trailhawk® models. In addition to these modes, drivers can dial in to Auto, Snow or Sport mode.

STOW 'N GO® SEATING AND STORAGE SYSTEM

Available exclusively on Dodge Grand Caravan and Chrysler Town & Country, this ingenious feature is all about maximizing all your cargo and passenger-carrying needs. With one simple motion, the seats can be folded into the floor providing up to 4072 L (143.8 cu ft) of maximum cargo volume and a flat load floor at your disposal in seconds. When seats are upright, your cargo can be secured in the in-floor storage bins.

ECO MODE

ECO mode helps improve fuel economy by adjusting the transmission shift schedule, idle speed and interactive Deceleration Fuel Shut-Off. In V8 models it controls the FuelSaver cylinder deactivation. Engaged upon vehicle startup, it also activates the available Quadra-Lift Air Suspension System, lowering it when vehicle speed exceeds 88 km/h. Standard on Jeep Grand Cherokee.

*All disclaimers and disclosures can be found on the inside back cover. ⁽¹⁾Based on Automotive News Large Pickup segmentation and competitive information available at time of printing. ⁽²⁾Based on 2500/250 and 3500/350 full-size pickups.

THE SHAPE OF TECHNOLOGY TO COME

While innovation occurs at every level and in every vehicle of our company, vehicles like the legendary Jeep® Grand Cherokee, Jeep Cherokee, Chrysler 300, Dodge Charger, Dodge Dart, Ram pickups and the all-new 2015 Chrysler 200 are just the beginning of our impetus to develop cutting-edge features that put the competition in the rearview mirror.

MULTIMEDIA CENTRES

Uconnect® AT A GLANCE

Uconnect seeks to enhance the driver's experience without ever getting in the way of driving or the pure joy of being on the road. That's why our engineers and designers look at every Uconnect feature through the eyes of the driver, and that's why we test and retest every feature until we find the perfect balance of innovation and simplicity.



RADIO AND ENTERTAINMENT

SiriusXM satellite radio* gives our drivers **over 120 music, news, entertainment, sports and talk channels**. Most automotive manufacturers offer a 3- or 6-month trial of satellite radio. We are one of the few that offer a 12-month subscription with a new vehicle purchase.

MEDIA

Bluetooth® streaming audio — Skip the cables and wirelessly stream your phone's music over Bluetooth. Pair up to 10 phones (depending on the model) and prioritize them. **USB port** — Connect a media device through the USB port to play music through the vehicle's sound system, or download compatible music to the available Uconnect internal memory. **Auxiliary input jack** — Passengers can plug in a fully compatible device and share their favourite music through the sound system. **CD or DVD** — Play CDs and movies in crystal-clear surround sound or HD quality.

CONTROLS

Many of our vehicles allow for three different ways of controlling cabin environment: **steering wheel-mounted controls** allow drivers to answer the phone*, change a radio station, change audio volume, set cruise control and view pages on the Electronic Vehicle Information Centre. **Hand controls**, the good-old-fashioned knobs and buttons on the centre stack, give drivers the flexibility to choose how they control many aspects of the cabin environment. **Soft controls** on the touch screen provide the driver with convenience and ease of use, and allow for a more comprehensive assortment of controls while requiring less space than traditional buttons and knobs.

VOICE COMMAND

One-step voice destination entry* allows simple destination entry by stating the entire address. **Hands-free texting***: Uconnect can read or send new text messages on your compatible MAP-enabled mobile phone. Voice text reply allows you to forward your choice of 18 pre-set SMS messages such as "Be there in 15 minutes," without touching your phone. **Hands-free calling*** means answering and making calls with the touch of a button, and the sound of your voice.

NAVIGATION

Garmin® navigation* — Includes maps of most of Canada, the United States and Mexico. **Lane-assist technology** makes unfamiliar intersections and highway exits easy to navigate. **Points of interest** help drivers identify and locate restaurants, hospitals, shopping, fuelling stations and more with simple, intuitive directions. **Enhanced navigation*** — Enhances the basic navigation with features such as 3D* landmarks, city models and terrain that help drivers identify points of interest more easily. Dead reckoning ensures your location isn't lost when a satellite connection is cut off. (Example: going through a tunnel.) **Dealer-activated navigation*** — In many of our new vehicles, customers can now choose to activate their navigation system after the purchase.

PHONE CONNECTIVITY

Voice Command* allows drivers the ability to "Call Jason" and syncs with contacts in your compatible phone's address book every time you get in your vehicle. **Hands-free texting and calling*** are simple, intuitive tasks that can be done without taking your eyes off the road or your hands off the wheel.



SAFETY & SECURITY

ELECTRONIC STABILITY CONTROL (ESC)*

ESC* is an accident-avoidance and vehicle-control feature designed to electronically detect and automatically assist the driver during critical driving situations and under adverse conditions. ESC technology works by constantly comparing the driver's intended course with the vehicle's actual course, detecting differences between the two, and applying the brakes to individual wheels while controlling engine power to help keep the vehicle on its intended path. The ESC System found on many Chrysler Group LLC vehicles is further enhanced with varying combinations of supplementary accident-avoidance systems such as Electronic Roll Mitigation, Brake Assist, Rain Brake Support, Ready Alert Braking, Hill Descent Control, Hill Start Assist, All-Speed Traction Control and Trailer Sway Control.

ENHANCED ACCIDENT RESPONSE SYSTEM (EARS)

In order to help protect vehicle occupants after an accident occurs, EARS instantly engages after air bags* deploy. EARS makes it easier for emergency personnel to see and assist occupants in the event of an accident by turning on the interior lighting, unlocking all doors, turning on hazard flashers and shutting off the flow of fuel to the engine.

HILL DESCENT CONTROL

Allows a smooth and controlled hill descent on rough or slippery terrain without requiring the driver to touch the brake pedal. When activated, this system applies the brakes to each wheel individually to reduce forward motion while descending steep grades. Hill Descent Control is intended for low-speed off-road driving while in 4WD low range.

SELEC-SPEED™ CONTROL

Selec-Speed adds Hill Ascent Control to the familiar Hill Descent Control. Hill Ascent Control engages the throttle to help provide stable low-range control when going uphill, where Hill Descent Control uses engine and physical braking to aid in vehicle control when going downhill. Selec-Speed Control is intended for off-road driving while in 4WD low range.

TRAILER SWAY CONTROL (TSC)

TSC is part of the ESC* system and recognizes trailer sway when exposed to adverse towing conditions. TSC applies individual wheel brakes and/or reduces engine power in an effort to eliminate the trailer sway. Using yaw detectors, the system can determine when the increasing yaw amplitude is not a result of the driver steering input, and will apply brake pressure at all four wheels to slow the vehicle, and increase the pressure on one front wheel to counteract the yaw induced by the trailer. As the trailer sways to the other side, TSC will increase brake pressure on the opposite side and will continue to do so until the trailer is under control.

LANE DEPARTURE WARNING WITH LANE KEEP ASSIST*

Lane Departure Warning with Lane Keep Assist* uses a camera to detect and measure a vehicle's position within the driving lane. If the vehicle drifts to the edge of the lane without the turn signal on, the vehicle interprets this as an unintentional drift. The system then alerts the driver with a visual warning and feedback through the steering wheel. If nothing is done to correct the drift, the system will automatically align the vehicle to its correct lane position. Available on Jeep® Cherokee, Dodge Charger and the all-new 2015 Chrysler 200.

BLIND-SPOT MONITORING*

Uses two radar-based sensors, located inside the rear bumper, to detect vehicles entering the driver's blind spot to assist when changing lanes. The detection zone covers approximately one lane over on both sides of the vehicle and notifies the driver with illuminated icons on the sideview mirror and with a driver-selected audible chime.

REAR CROSS-PATH DETECTION*

This system activates any time the vehicle is in Reverse and warns drivers of traffic moving toward their vehicle while backing out of parking spaces. Drivers are notified of vehicle(s) crossing behind their vehicle via illuminated icons on the sideview mirror and with a driver-selected audible chime.

*All disclaimers and disclosures can be found on the inside back cover.

At Chrysler Group LLC, providing our customers with advanced vehicle technologies is part of the process – an emphasis that gives your fleet enormous advantages for the safety and security of drivers and passengers. Our 2015 lineup incorporates improved handling, accident avoidance and advanced crash-protection features.

Through existing and emerging technologies, we are constantly incorporating and improving the outstanding safety and security features in our vehicles.

FORWARD COLLISION WARNING*

This system uses radar to monitor the roadway in front of the vehicle, discerning distance, horizontal direction and angle, and relative speed between the vehicle and any object or vehicle ahead, and warns the driver of a potential collision risk with an audible chime. No automatic action is taken, and the driver must remain responsible for the safe operation of the vehicle, using steering and braking, if safe to do so, to avoid a crash.

FORWARD COLLISION WARNING WITH CRASH MITIGATION*

Crash Mitigation is a modification to the Forward Collision Warning* system to address traffic-gap changes when Adaptive Cruise Control with Stop and Go* is inactive. When radar and video sensors detect a fast-closing obstacle ahead, the system pre-fills the brakes to prepare for emergency driver intervention. If a collision risk remains, Forward Collision Warning with Crash Mitigation* correspondingly ratchets up the response with audible and visual warnings, followed by a brief brake deployment to alert the driver, then a 1.5-second brake deployment to quicken the driver's reaction time and, if the driver is not braking aggressively enough, deployment of the Advanced Brake Assist (ABA) system is engaged to increase the braking.

FORWARD COLLISION WARNING (FCW) WITH ACTIVE BRAKING*

This system on the 2015 Chrysler 200 and Jeep® Cherokee models operates in both High-Speed and Low-Speed modes.

High Speed – At speeds above 32 km/h, FCW warns the driver of an impending collision and reduces vehicle speed. In the Pre-fill stage, it prepares the brakes for emergency braking. The audible and visual warnings of the system include brake jerk – a short deceleration to alert the driver; Collision Mitigation System, up to 2.5 seconds of braking to give the driver additional reaction time; and ABA: should the driver not brake enough, ABA will increase the braking to avoid/mitigate the impact.

Low Speed – If an FCW event begins at a speed below 32 km/h, the system may provide the maximum braking possible to mitigate the potential forward collision. If the FCW event stops the vehicle completely, the system will hold the vehicle at standstill for two seconds and then release the brakes.

Forward Collision Warning with Active Braking* uses mitigated braking to avoid accidents, but will not completely stop the vehicle in all scenarios if an impact is imminent – the purpose of the system is to warn and assist the driver. Drivers must remain aware of their surroundings and be prepared to take corrective action.

ADVANCED BRAKE ASSIST (ABA)

ABA senses emergency braking by detecting the rate of brake application, then boosting braking power as needed. Under certain conditions, it may activate the antilock brake system more quickly and easily (than in vehicles without the feature), potentially reducing overall stopping distance by eliminating the delay caused by not braking hard enough in time.

PARALLEL AND PERPENDICULAR PARK ASSIST*

Using ultrasonic parking sensors on the front and rear bumpers, the system will find and guide the operator into a parking space when the driver initiates a parking manoeuvre. The parking guidance system controls the steering angle automatically; the driver controls the gear position, brake and accelerator. Parallel parking is possible on either side of the car; during perpendicular parking, the vehicle is backed into the available space. Available on Jeep Cherokee and the all-new 2015 Chrysler 200.

PARK-SENSE® FRONT/REAR PARK ASSIST*

Park-Sense ultrasonic sensing technology assists you at low speeds when you are backing up your vehicle, or during parking manoeuvres, sensing objects up to 1.83 metres (6 ft) away. Ultrasonic sensors are discreetly integrated into each of the front and rear bumpers of the vehicle, and serve to activate audible warnings and a visual display in the Electronic Vehicle Information Centre when the vehicle is close to encountering an object. The signals increase in intensity as the vehicle nears the object. Depending on the vehicle, certain Park Assist Systems work only as a Rear Park Assist.

PARKVIEW® REAR BACK-UP CAMERA*

This available feature provides a wide-angle view of the area immediately behind the vehicle, giving the driver greater peace of mind before reversing at low speeds. Available active grid lines adjust the guide paths as the steering wheel is turned to aid the driver when manoeuvring into parking spaces or narrow areas, and also aid in lining up a trailer to the vehicle's trailer hitch (when so equipped). The image is displayed on the Uconnect® multimedia centre screen when the transmission is shifted into Reverse.

SAFETY & SECURITY

READY ALERT BRAKING

Ready Alert Braking anticipates situations when the driver may initiate an emergency stop by sensing if the driver lifts his/her foot off the accelerator and applying a slight amount of brake pressure (not enough to slow the vehicle). This sets brake pads against discs, helping to maximize stopping power in a shorter period of time.

AUTOMATIC HIGH-BEAM HEADLAMP CONTROL/AUTO-LEVELLING FEATURE


This system provides increased forward lighting at night by automating the high beams ("brights") through the use of a digital camera mounted on the inside rearview mirror. This camera detects vehicle-specific light and automatically switches from high beams to low beams until the approaching vehicle is out of view. The result is an intelligent, high-beam headlamp control system that greatly improves nighttime-driving safety. To make the transition from low to high beams and back again less distracting and more aesthetically pleasing, the system is designed to slowly fade the high beams on and off; it also ignores ambient lighting, such as roadside illumination and advertising signage. However, if traffic suddenly appears – such as when cresting a hill or rounding a corner – the system will immediately turn off the high beams. The auto-levelling feature maintains lamp focus down on the road ahead.

ADAPTIVE CRUISE CONTROL (ACC) WITH STOP AND GO*

The available ACC* adapts speeds based on traffic movement in front of the vehicle. The Stop and Go functionality brings the vehicle to a complete stop when the car ahead comes to a stop; when traffic resumes motion, the system prompts the vehicle to resume moving forward. This system does not perform panic stops. Available on the Jeep® Cherokee and the all-new Chrysler 200.

ALL-WHEEL DRIVE (AWD)

The all-new 2015 Chrysler 200 exemplifies our ongoing application of innovation to meld power, control and fuel-efficient performance. Powered by the 3.6L Pentastar™ and mated to an all-new 9-speed automatic transmission, the Chrysler 200 breaks new ground by offering an all-wheel-drive version. The available AWD system is always active, seamlessly engaging AWD at any speed and automatically disengaging power to the rear axle when not needed. The AWD system provides excellent traction and built-in efficiencies, with dynamic performance assured under a wide variety of conditions.



*All disclaimers and disclosures can be found on the inside back cover.

FEATURE

DESCRIPTION

VEHICLE

Advanced multistage front air bags*

Inflate with a force appropriate to the severity of the impact. Meet federal advanced air bag requirements for smaller occupants and out-of-position occupants.

Chrysler: 200, 300 and Town & Country; Dodge: Challenger, Charger, Dart, Durango, Journey and Grand Caravan; Jeep®: Compass, Grand Cherokee, Patriot, Cherokee and Wrangler; Ram: 1500, 2500 and 3500 pickups, Ram Chassis Cabs and Ram Cargo Van; FIAT®: 500, 500c, 500 Abarth® and 500L

Advanced single-stage front air bags*

Driver and front-seat passenger air bags incorporate single-stage technology. When triggered, an inflator releases compressed gas that is rapidly heated to deploy each air bag. A steering-wheel or instrument panel cover is provided for optimal deployment.

Ram: ProMaster™

Supplemental front-seat-mounted side air bags*

Designed to enhance protection of the driver and front outboard passenger in certain impacts. Each side air bag has its own impact sensor in order to autonomously trigger the air bag on the side where the impact occurs. Supplemental side-seat air bags are housed in the outboard side of each front seat.

Chrysler: 200, 300 and Town & Country; Dodge: Challenger, Charger, Dart, Durango, Journey and Grand Caravan; Ram: 1500 and 3500 pickups, Ram Cargo Van and ProMaster; FIAT: 500, 500c, 500 Abarth and 500L

Supplemental side-curtain air bags*

Designed to extend protection to both the front and rear outboard passengers. Each side air bag has its own impact sensor in order to autonomously trigger the air bag on the side where the impact occurs. This type of air bag is housed in the headliner just above the side windows.

Chrysler: 200 and 300; Dodge: Challenger, Charger and Dart; Ram: ProMaster; FIAT: 500, 500c, 500 Abarth and 500L

Supplemental side-curtain air bags* with roll-sensing technology

Side-curtain air bags with roll-detection system deploy in certain rollover scenarios and side-impact events. They utilize multiple sensors to determine the severity of the impact.

Chrysler: Town & Country; Dodge: Durango, Journey and Grand Caravan; Jeep: Compass, Grand Cherokee, Patriot and Cherokee; Ram: 1500, 2500, 3500 pickups and Ram Cargo Van

Inflatable driver's knee blocker air bag*

The inflatable knee blocker is an air bag for the driver's knees, and deploys whenever the driver's side air bag deploys. The knee blocker increases driver-impact protection by offering upper leg protection, as well as helping position the driver relative to the front air bag.

Chrysler: 200, 300 and Town & Country; Dodge: Challenger, Charger, Dart, Durango, Journey and Grand Caravan; Jeep: Grand Cherokee and Cherokee; Ram: Ram Cargo Van; FIAT: 500, 500c, 500 Abarth and 500L

Inflatable passenger's knee blocker air bag*

The inflatable knee blocker is an air bag for the passenger's knees, and deploys whenever the passenger's side air bag deploys. The knee blocker increases passenger-impact protection by offering upper leg protection, as well as helping position the passenger relative to the front air bag.

Chrysler: 200; Dodge: Dart; Jeep: Cherokee

Rear-seat-mounted pelvic side air bags*

Designed to enhance protection of the rear outboard passengers in certain impacts. Impact sensors trigger the air bag on the side where the impact occurs.

Dodge: Dart; Jeep: Cherokee

JEEP® 4WD SYSTEMS



QUADRA-TRAC®

STANDARD: GRAND CHEROKEE SRT®

The Grand Cherokee SRT uses a full-time SRT 4WD system for superior driving performance under any conditions. The strongest transfer case ever designed by the Jeep® brand handles the massive horsepower and torque produced by the mighty 6.4-litre V8 engine. The 4WD system features a mechanical "wet" clutch and Electronic Limited-Slip Differential in the rear which allow 100% of the drive torque to be sent to one rear wheel if required. Management of torque split and suspension damping is accomplished with a dial on the five-mode Selec-Track™ system.



QUADRA-TRAC I®

STANDARD: GRAND CHEROKEE LAREDO

Quadra-Trac I 4WD is always engaged, for all-weather capability. The system is engineered with a Brake-Lock Differential for total "command of the road" confidence.

ACTIVE DRIVE I

STANDARD: CHEROKEE SPORT, NORTH EDITION AND LIMITED 4x4

This single-speed Power Transfer Unit (PTU) 4WD system is fully automatic, balancing torque distribution with brake traction control; includes Selec-Terrain® and a disconnecting driveline system to maximize fuel economy.



QUADRA-TRAC II®

STANDARD: GRAND CHEROKEE LIMITED, OVERLAND® AND SUMMIT®

AVAILABLE: GRAND CHEROKEE LAREDO

This sophisticated two-speed transfer case deals with tire slippage by sending as much as 100% of the available torque to the axle with the most traction. Five modes in the Selec-Terrain System provide superb control: Auto, Snow, Sand, Mud and Rock – or Sport on the E-shifter.

ACTIVE DRIVE II

AVAILABLE: CHEROKEE NORTH AND LIMITED 4x4

A dual-range 4WD system that provides a neutral position for flat towing and a 4WD low range forcing the front and rear tires to rotate at the same speed, resulting in extra traction on loose/slippery road surfaces. While in 4WD low range, the Rear Electronic Locker system can be engaged for further grip. This system also includes Selec-Terrain with Auto, Snow, Sport and Sand/Mud settings.



COMMAND-TRAC™

STANDARD: WRANGLER RUBICON® AND WRANGLER UNLIMITED SAHARA® AND SPORT MODELS

Made to conquer. And if four-wheel power is required, like when off-roading in slick conditions where more traction is required, the Command-Trac 4WD system with NV241 GII transfer case kicks into action to help you get through with ease. Command-Trac is a proven shift-on-the-fly system with a 2.72:1 low range for rock crawling and neutral for flat towing. A Wrangler with a Command-Trac 4WD system is purpose-built for fun and the freedom to go wherever adventure begins.





FREEDOM DRIVE I®

STANDARD: COMPASS 4x4 AND PATRIOT 4x4

Hydroplaning can be a terrifying experience: this is when the vehicle's tires are "skimming" across the road like a skier on water. Thankfully, having a Jeep® 4WD system like Freedom Drive I helps in situations like this – and can help tackle snow, ice and mud like a champ. This state-of-the-art electronic system anticipates the need for added traction and responds to wheel slippage by transferring power to the rear wheels when slippage occurs. Ready, willing and all-weather capable.



FREEDOM DRIVE II®

AVAILABLE: COMPASS 4x4 AND PATRIOT 4x4

Tame the terrain. The Trail Rated® Freedom Drive II Off-Road Group helps you maintain traction and control on the toughest terrain. You'll keep moving on steep grades and get through tough conditions like deeper snow, mud and sand. The Off-Road Group features a CVT2 transmission with Off-road mode and a 19:1 crawl ratio provides the torque multiplication needed for water fording,* steep grades and crawling slowly in off-road events.



ACTIVE DRIVE LOCK

STANDARD: CHEROKEE TRAILHAWK®

A benchmark for four-wheel-drive technology: the low-range Rear Lock on the electronic rear axle improves traction, backed with Selec-Speed™ Control to drive confidently up or down hills at controlled steady speeds. Multiple modes to handle virtually any climate and terrain can be dialed in with the Selec-Terrain® System; these include Auto, Snow, Sport, Sand/Mud and Rock.

QUADRA-DRIVE II®

AVAILABLE: GRAND CHEROKEE LIMITED, OVERLAND® AND SUMMIT®

In a word, definitive: a rear Electronic Limited-Slip Differential plus Selec-Terrain engineering create the foundation for exceptional on- and off-road capability. But Quadra-Drive II adds the Quadra-Lift® Air Suspension System, raising the vehicle for better off-road capability, or lowering it for improved handling and fuel efficiency on the highway.



ROCK-TRAC®

STANDARD: WRANGLER RUBICON® AND WRANGLER UNLIMITED RUBICON

The Rock-Trac 4WD system has attained legendary status among off-road circles. And for good reason: Rubicon's tough-as-nails NV241 OR transfer case with 4:1 low-gear ratio, Brake-Lock differential, Tru-Lok® electronically locking differentials and electronic front sway bar disconnect allow for jaw-dropping off-road capability. With these hard-core guts, you have a turnkey Trail Rated rock warrior that can take you to heights others only dream of.

EXTERIOR PAINT[†]

CHRYSLER / DODGE / JEEP® / RAM COLOURS

ANVIL (PDS) 2 and 3	B5 BLUE PEARL (POD) 9 ⁽¹⁾ and 10 ⁽¹⁾	BAJA YELLOW (RYV) 3 ⁽¹⁾	BILLET METALLIC (PSC) 1, 2, 3, 4, 5, 6, 7, 8, 9, 10, 11, 12, 13, 14 and 17	BLACK (PX8) 3, 4, 5, 15, 16 and 18	BLACK FOREST GREEN PEARL (PGZ) 1, 12, 15 and 16
BLUE STREAK PEARL (PCL) 14, 15 and 16	BRIGHT SILVER METALLIC (PS2) 15, 16 and 18	BRIGHT WHITE (PW7) 1, 2, 3, 4, 5, 6, 7, 8, 9, 10, 11, 12, 13, 15, 16, 17 and 18	BRILLIANT BLACK CRYSTAL PEARL (PXR) 1, 2, 7, 12, 13 and 17	CASHMERE PEARL (PFS) 1, 2 and 7	CERAMIC BLUE (PAG) 8 ⁽¹⁾
COPPER BROWN PEARL (PUS) 3 ⁽¹⁾	CRYSTAL BLUE PEARL (PDB) 8	DEEP AUBURN PEARL (PEP) 1	DEEP CHERRY RED CRYSTAL PEARL (PRP) 1, 2, 4, 5, 6, 7, 12, 13, 15, 16 and 18	ECO GREEN PEARL (PGX) 2, 4 and 5	FATHOM BLUE PEARL (PPS) 14
FIRECRACKER RED (PRC) 3	FLAME RED (PR4) 15, 16 and 18	GLOSS BLACK (PX8) 6 and 8	GRANITE CRYSTAL METALLIC (PAU) 1, 2, 4, 5, 6, 7, 8, 9, 10, 11, 12, 13, 14, 15, 16 and 18	HYDRO BLUE PEARL (PBJ) 3 ⁽¹⁾	IVORY TRI-COAT PEARL (PWD) 6, 9 and 10
JAZZ BLUE PEARL (PBX) 6, 9 and 10	LASER BLUE (PBJ) 11	LUNAR WHITE TRI-COAT PEARL (PWW) 8	LUXURY BROWN PEARL (PTW) 8	MANGO TANGO PEARL (PVG) 2	MAXIMUM STEEL METALLIC (PAR) 1, 4, 5, 12, 15 and 16
MOCHA JAVA (PUV) 7	PASSION RED PEARL (PRV) 11	PEARL WHITE TRI-COAT (PWH) 14	PEWTER GREY PEARL (PDC) 6	PHANTOM BLACK TRI-COAT PEARL (PXT) 6, 9 and 10	PITCH BLACK (PX8) 9, 10, 11 and 14
PRAIRIE PEARL (PFA) 15 and 16	REDLINE PEARL (PRM) 1, 11, 12, 13, 14 and 17	REDLINE TRI-COAT PEARL (PRY) 9 ⁽¹⁾ and 10 ⁽¹⁾	SANDSTONE PEARL (PFS) 12, 13 and 18	SUBLIME PEARL (PFB) 9	SUNSET ORANGE (PLC) 3 ⁽¹⁾
TANK (PGK) 3 ⁽¹⁾	TORRED (PR3) 9 and 10	TRUE BLUE PEARL (PBU) 1, 2, 4, 5, 7, 11, 12, 13, 15, 16, 17 and 18	VELVET RED PEARL (PRV) 8	VITAMIN C (PLC) 11	VIVID BLUE PEARL (PCL) 8
WESTERN BROWN PEARL (PEP) 15 and 16	WHITE (PW3) 14				

[†]Exact colour representation may not be finalized at the time of production. Please see your retailer for further developments and details. Selections may not be available on all trim levels/models, and may be limited/restricted based on availability. All vehicles feature a Clear Coat finish. ⁽¹⁾Late availability.

FIAT® 500 / 500 ABARTH® / 500L COLOURS

BIANCO (WHITE) (PW3)	BIANCO PERLA (PEARL WHITE TRI-COAT) (PWH)	BILLET ARGENTO (BILLET METALLIC) (PSC)	BLU CHIARO (LIGHT BLUE) (PBA)	BLUE TORNADO (PBU)	ESPRESSO (PTM)
19, 20 and 21	19	19	20	20	19
GIALLO (YELLOW) (PYN)	GIALLO MODERNA PERLA (MODERNA YELLOW TRI-COAT PEARL) (PYT)	GRANITO LUCENTE (GRANITE CRYSTAL) (PAU)	GRIGIO CHIARO (GRAPHITE METALLIC) (PAF)	GRIGIO SCURO (GREY METALLIC) (PDW)	LASER BLU (LASER BLUE) (PBJ)
20	19	19 and 21	20	20	19
LUCE BLU (LIGHT BLUE) (PBA)	MOCHA LATTE (PTA)	NERO (BLACK) (PX8)	NERO PURO (STRAIGHT BLACK) (PX8)	RAME (COPPER) (PLB)	ROSSO (RED) (PR1)
19	20	20	19 and 21	19	19, 20 and 21
ROSSO BRILLANTE (RED TRI-COAT) (PRA)	ROSSO PERLA (DEEP LAVA RED PEARL) (PRT)	VERDE AZZURRO (BLUE-GREEN) (PPS)	VERDE BOSCO PERLA (FOREST GREEN PEARL) (PGO)	VERDE CHIARO (LIGHT GREEN) (PGA)	VERDE OLIVA (OLIVE GREEN) (PPF)
19	20	19	20	19	19

SPECIAL PAINT COLOURS

AGRICULTURE RED (P61)	BRIGHT GREEN (P68)	BRIGHT RED (P12)	BROOM YELLOW (P67)	CONSTRUCTION YELLOW (P71)	DARK BROWN (P18)
A and B	A and B	A and B	C	A and B	A, B and C
DETONATOR YELLOW (PYB)	GREEN ANGEL (P06)	HOLLAND BLUE (P72)	LIGHT CREAM (P64)	LIGHT GREEN (PGC)	MIDNIGHT BLUE PEARL (PB8)
A and B	A and B	A and B	A and B	A and B	A and B
NATIONAL SAFETY YELLOW (P74)	OMAHA ORANGE (P62)	POWER TAN (P81)	ROBIN EGG BLUE (P69)	SCHOOL BUS YELLOW (PL1)	TIMBERLINE GREEN PEARL (PGW)
A and B	A and B	A and B	A and B	A and B	A and B
TREE GREEN (P73)	YELLOW (P63)				
A and B	A and B				

COLOUR LEGEND

- 1 — Jeep® Grand Cherokee / SRT®
- 2 — Jeep Cherokee
- 3 — Jeep Wrangler
- 4 — Jeep Compass
- 5 — Jeep Patriot
- 6 — 2014 Chrysler 300 / SRT
- 7 — Chrysler Town & Country
- 8 — Chrysler 200

- 9 — Dodge Challenger / SRT
- 10 — Dodge Charger / SRT
- 11 — Dodge Dart
- 12 — Dodge Durango
- 13 — Dodge Grand Caravan
- 14 — Dodge Journey
- 15 — Ram 1500
- 16 — Ram HD / Chassis Cab

- 17 — Ram Cargo Van
- 18 — Ram ProMaster™
- 19 — FIAT 500 / 500c
- 20 — FIAT 500L
- 21 — FIAT 500 / 500c Abarth
- A — Ram HD (ST and SLT only)
- B — Ram Chassis Cab
- C — Ram ProMaster



PASSENGER CARS

PASSENGER CAR COMPARISONS

500

500L

DART



MODELS

500 POP, SPORT, LOUNGE,
TURBO, 500c POP, LOUNGE

POP, SPORT, TREKKING, LOUNGE

SE, SXT, GT, LIMITED, AERO

ENGINE/HORSEPOWER/ TORQUE, lb-ft

1.4L MULTI-IR® I-4 / 101 / 98
1.4L MULTI-IR I-4 TURBO / 135 / 150

1.4L MULTI-IR I-4 TURBO / 160 / 184

1.4L MULTI-IR I-4 TURBO / 160 / 184
2.0L TIGERSHARK™ I-4 / 160 / 148
2.4L TIGERSHARK MULTI-IR I-4 / 184 / 171

TRANSMISSION

5-SPEED MANUAL / 6-SPEED AUTOMATIC

6-SPEED MANUAL /
6-SPEED EURO TWIN-CLUTCH AUTOMATIC

6-SPEED MANUAL / 6-SPEED AUTOMATIC /
6-SPEED DDCT AUTOMATIC

SEATING CAPACITY

4

5

5

GVWR, kg (lb)

1497 (3300)
TURBO: 1520 (3350)

1950 (4299)

1944 (4285)
AERO: 1801 (3970)

TOWING CAPACITY, kg (lb) (when properly equipped)

NOT RATED

NOT RATED

454 (1000)⁽²⁾

WHEELBASE, mm (in)

2300 (90.6)

2612 (102.8)

2703 (106.4)

OVERALL HEIGHT, mm (in)

1519 (59.8)

1670 (65.7)

1465 (57.7)

TRACK, mm (in) (front/rear)

1407 (55.4) / 1397 (55.0)

1502 (59.1) / 1510 (59.4)

1568 (61.7) / 1565 (61.6)

OVERALL WIDTH INCLUDING MIRRORS, mm (in)

1866 (73.5)

2036 (80.2)

1830 (72.0)
(without mirrors)

OVERALL LENGTH, mm (in)

3547 (139.6)
TURBO: 3667 (144)

4249 (167.3)

4672 (183.9)

GROUND CLEARANCE, mm (in)

500: 104 (4.1)
500c: 118 (4.6)

120 (4.7)

113 (4.4)

HEADROOM, mm (in) (front/rear)

500: 989 (38.9) / 903 (35.6)
500c: 980 (38.6) / 934 (36.8)

1035 (40.7) / 983 (38.7)

980 (38.6) / 940 (37.0)

HEADROOM WITH SUNROOF, mm (in) (front/rear)

500: 956 (37.6) / 903 (35.6)

1028 (40.5) / 966 (38.0)

950 (37.4) / 900 (35.4)

LEGROOM, mm (in) (front/rear)

1035 (40.7) / 805 (31.7)

1015 (40.0) / 931 (36.7)

1071 (42.2) / 895 (35.2)

HIP ROOM, mm (in) (front/rear)

1215 (47.9) / 1083 (42.6)

1394 (54.9) / 1256 (49.4)

1393 (54.8) / 1337 (52.6)

SHOULDER ROOM, mm (in) (front/rear)

1255 (49.4) / 1178 (46.4)

1456 (57.3) / 1388 (54.6)

1477 (58.2) / 1425 (56.1)

CARGO VOLUME, L (cu ft) (rear up/rear folded)

500: 269 (9.5) / 742 (26.2)
500c: 153 (5.4) / 663 (23.4)⁽¹⁾

634 (22.4) / 1926 (68.0)

371 (13.1) / N/A

INTERIOR VOLUME INDEX, L (cu ft)

500: 2404 (84.9)
500c: 2311 (81.6)

3429 (121.1)

3123 (110.3)
(total interior volume)

FUEL TANK CAPACITY, L (imp gal)

40 (8.8)

50 (11.0)

GT: 60 (13.2)
SE, SXT, LIMITED: 54 (11.9)
AERO: 50 (11.0)

⁽¹⁾Applies to 500c. ⁽²⁾Towing not recommended with 1.4L model. ⁽³⁾SRT model only.

200

CHARGER

300



14MY vehicle shown



LX, LIMITED, 200S, 200C, 200S AWD, 200C AWD

SE, SXT, SXT PLUS, R/T,
R/T ROAD & TRACK, SRT® SUPERBEE, SRTTOURING, 300S, 300C,
300C LUXURY SERIES, 300 SRT

MODELS

2.4L TIGERSHARK™ MULTIAIR® I-4 / 184 / 173
3.6L PENTASTAR™ VVT V6 AWD and FWD / 295 / 2623.6L PENTASTAR VVT V6 / 292 / 260
3.6L PENTASTAR VVT V6 / 300 / 260
5.7L HEMI® VVT V8 / 370 / 395
6.4L SRT V8 / 470 / 4703.6L PENTASTAR VVT V6 / 292 / 260
3.6L PENTASTAR VVT V6 / 300 / 260
5.7L HEMI VVT V8 / 363 / 394
6.4L SRT V8 / 470 / 470ENGINE/HORSEPOWER/
TORQUE, lb-ft

9-SPEED AUTOMATIC

5-SPEED AUTOMATIC / 8-SPEED AUTOMATIC

5-SPEED AUTOMATIC / 8-SPEED AUTOMATIC

TRANSMISSION

5

5

5

SEATING CAPACITY

2092 (4612)

3.6L (RWD): 2313 (5100)
5.7L: 2402 (5300), 6.4L SRT: 2427 (5350)
3.6L and 5.7L (AWD): 2495 (5500)3.6L (RWD): 2313 (5100)
5.7L: 2426 (5350), 6.4L SRT: 2427 (5350)
3.6L and 5.7L (AWD): 2495 (5500)

GVWR, kg (lb)

NOT RATED

454 (1000)

454 (1000)

TOWING CAPACITY, kg (lb)
(when properly equipped)

2742 (108.0)

3053 (120.2)

3.6L and 5.7L V8: 3052 (120.2)
6.4L: 3052 (120.2)

WHEELBASE, mm (in)

1491 (58.7)

1483 (58.4), 1480 (58.2)⁽³⁾3.6L and 5.7L V8 (RWD/AWD):
1491 (58.7) / 1504 (59.2)
6.4L: 1480 (58.3)

OVERALL HEIGHT, mm (in)

1578 (62.1) / 1576 (62.0)

1610 (63.4) / 1620 (63.8), 1603 (63.1)⁽³⁾3.6L and 5.7L V8: 1610 (63.4) / 1621 (63.8)
6.4L: 1610 (63.4) / 1603 (63.1)TRACK, mm (in)
(front/rear)

1871 (73.6)

1483 (58.4), 1480 (58.2)⁽³⁾3.6L and 5.7L V8: 1905 (75.0)
6.4L: 1885 (74.2)OVERALL WIDTH INCLUDING
MIRRORS, mm (in)

4885 (192.3)

5077 (199.9), 5088 (200.3)⁽³⁾3.6L and 5.7L V8: 5044 (198.6)
6.4L: 5088 (200.3)

OVERALL LENGTH, mm (in)

147 (5.8)

SE and SXT: 127 (5.0), SXT PLUS and
R/T ROAD & TRACK: 124 (4.9), R/T: 129 (5.1)
SRT: 111 (4.4)3.6L and 5.7L V8 (RWD/AWD):
119 (4.7) / 122 (4.8)
6.4L: 111 (4.4)

GROUND CLEARANCE, mm (in)

958 (37.7) / 950 (37.4)

980 (38.6) / 930 (36.6)

980 (38.6) / 963 (37.9)

HEADROOM, mm (in)
(front/rear)SINGLE PANE: 932 (36.7) / 921 (36.3)
DUAL PANE: 924 (36.4) / 907 (35.7)

N/A

N/A

HEADROOM WITH
SUNROOF, mm (in)
(front/rear)

1071 (42.2) / 956 (37.6)

1062 (41.8) / 1018 (40.1)

1062 (41.8) / 1019 (40.1)

LEGROOM, mm (in)
(front/rear)

1384 (54.5) / 1338 (52.7)

1428 (56.2) / 1425 (56.1)

1427 (56.2) / 1425 (56.1)

HIP ROOM, mm (in)
(front/rear)

1485 (58.5) / 1441 (56.7)

1510 (59.5) / 1471 (57.9)

1511 (59.5) / 1465 (57.7)

SHOULDER ROOM, mm (in)
(front/rear)

453 (16.0) / N/A

467 (16.5) / N/A

461 (16.3) / N/A

CARGO VOLUME, L (cu ft)
(rear up/rear folded)

3225 (115.9)

3401 (120.1)

3471 (122.6)

INTERIOR VOLUME
INDEX, L (cu ft)

60 (13.2)

72.2 (15.9)

72 (15.8)

FUEL TANK CAPACITY,
L (imp gal)


FIAT® 500 / 500 CABRIO

PAINT

¹Late/limited availability.

SOFT TOP COLOURS










- A Beige Available on 500c
- B Black Available on 500c
- C Bordeaux Available on 500c

FABRIC

WHEELS AND WHEEL COVERS

MULTIMEDIA CENTRE

FIAT Audio System (RAB)

- AM/FM/CD/MP3
- Auxiliary input jack
- USB charging port

*All disclaimers and disclosures can be found on the inside back cover.

2015 PRODUCT HIGHLIGHTS

- Blue&Me™ hands-free communication with Bluetooth® streaming audio,* USB port and iPod® connectivity – Available
- Excellent fuel economy of up to 5.9 L/100 km (48 mpg) hwy**
- Five-speed manual and available 6-speed automatic transmissions
- Innovative 1.4L 16V MultiAir® I-4 engine
- New available 7-inch customizable in-cluster display
- Panoramic glass roof or power sunroof – Available on hatchback only
- Six-speed automatic transmission now available on 500 Turbo and Abarth® models
- The 2014 FIAT® 500 was a *Consumers Digest* “Best Buy”

SAFETY & SECURITY

- Air bags* – Advanced multistage driver and front-passenger, supplemental front-seat-mounted side, side-curtain and driver's knee blocker – Standard
- Antitheft engine immobilizer system – Standard
- Electronic Stability Control* includes Traction Control and Brake Assist – Standard
- 4-wheel antilock disc brakes – Standard
- Hill Start Assist – Standard
- Rear Park Assist* – Standard on 500c; available on 500
- Reactive front head restraints* – Standard
- Security alarm – Available

POWER AND FUEL ECONOMY

Based on 2014 *EnerGuide* fuel consumption ratings. Government of Canada new 5-cycle and old 2-cycle test methods used. Your actual fuel consumption will vary based on driving habits and other factors. For *EnerGuide* information, please ask your retailer or visit the Government of Canada Web site: www.vehicles.nrcan.gc.ca

	ENGINE	TRANSMISSION	HORSEPOWER	TORQUE (LB-FT)	L/100 KM (MPG)			
					NEW (5-CYCLE)		OLD (2-CYCLE)	
					CITY	HIGHWAY	CITY	HIGHWAY
Cabrio	1.4L MultiAir I-4	5-speed manual	101	98	7.9 (36)	6.3 (45)	6.7 (42)	5.2 (54)
Cabrio	1.4L MultiAir I-4	6-speed automatic	101	98	8.7 (32)	6.9 (41)	7.4 (38)	5.7 (50)
Hatchback	1.4L MultiAir I-4	5-speed manual	101	98	7.6 (37)	5.9 (48)	6.4 (44)	4.9 (58)
Hatchback	1.4L MultiAir I-4	6-speed automatic	101	98	8.7 (32)	6.9 (41)	7.4 (38)	5.7 (50)
Hatchback	1.4L MultiAir I-4 Turbo	5-speed manual	135	150	8.5 (33)	6.9 (41)	7.3 (39)	5.8 (49)
Hatchback	1.4L MultiAir I-4 Turbo	6-speed automatic	135	150	N/A	N/A	N/A	N/A

SPECIFICATIONS

	500	500c
CURB WEIGHT, kg (lb)		
5-speed Manual Transmission	1074 (2363)	1094 (2411)
6-speed Automatic Transmission	1106 (2434)	1130 (2486)
GVWR, kg (lb)		
GVWR	1497 (3300) / Turbo: 1520 (3350)	1497 (3300)
EXTERIOR, mm (in)		
Wheelbase	2300 (90.6)	2300 (90.6)
Overall Height	1519 (59.8)	1519 (59.8)
Front Track	1407 (55.4)	1407 (55.4)
Rear Track	1397 (55.0)	1397 (55.0)
Overall Width	1627 (64.1)	1627 (64.1)
Overall Width with Side Mirrors	1866 (73.5)	1866 (73.5)
Overall Length	3547 (139.6) / Turbo: 3667 (144)	3547 (139.6)
Ground Clearance	104 (4.1)	118 (4.6)
INTERIOR, mm (in)	FRONT	REAR
Headroom	989 (38.9)	903 (35.6)
Headroom with Sunroof	956 (37.6)	903 (35.6)
Legroom	1035 (40.7)	805 (31.7)
Hip Room	1215 (47.9)	1083 (42.6)
Shoulder Room	1255 (49.4)	1178 (46.4)
VOLUMES & CAPACITIES		
Cargo, Rear Seat Up, L (cu ft)	269 (9.5)	153 (5.4)
Cargo, Rear Seat Folded, L (cu ft)	742 (26.2)	663 (23.4)
Seating Capacity	4	4
Interior Volume Index, L (cu ft)	2404 (84.9)	2311 (81.6)
Fuel Tank Capacity, L (imp gal)	40 (8.8)	40 (8.8)

*All disclaimers and disclosures can be found on the inside back cover. **For full fuel economy details, please see the Power and Fuel Economy chart above.

FIAT® 500 / 500 CABRIO

500 / 500C POP STANDARD EQUIPMENT



POWERTRAIN

- 1.4L 16V MultiAir® I-4 with 5-speed manual (21A)
- 1.4L 16V MultiAir I-4 with 6-speed automatic (22A)

INTERIOR AMENITIES

- 12-volt auxiliary power outlet
- Body-colour instrument panel bezels
- Electronic Vehicle Information Centre (EVIC)
- Front floor mats and reading lamps
- Media Centre:
 - AM/FM/CD/MP3 radio with six speakers
 - Auxiliary input jack
 - USB charging port in console
- Overhead passenger-assist handle (Cabrio)
- Power windows, front one-touch down; power locks
- Rear cargo shelf panel
- Seating:
 - Cloth seats
 - Driver and front-passenger seat with memory return
 - Manual driver's seat height adjuster
 - Rear 50/50 split-folding seat
- Sun visors with vanity mirror
- Tilt steering column
- Two front cup holders, two rear floor-mounted cup holders

EXTERIOR FEATURES

- Bi-functional halogen projector headlamps
- Body-colour fascia and power, heated mirrors
- Chrome exhaust tip and exterior door handles
- Engine cover with FIAT badging
- Power retractable soft top (Cabrio)
- Rear spoiler (with manual transmission)
- Rear window wiper/washer (Hatchback)
- Tinted windshield and glass windows
- Wheels and Tires:
 - 15-inch wheels with wheel covers
 - P 185/55R15 BSW all-season tires

SAFETY & SECURITY

- Aspheric driver exterior mirror
- Child Seat Anchor System (LATCH)
- Electronic Stability Control* with Hill Start Assist, Traction Control and Electronic Brake-force Distribution
- Engine block heater
- Four-wheel disc antilock brakes with Brake Assist
- Reactive front head restraints*
- Rear Park Assist* (Cabrio)
- Remote keyless entry
- Sentry Key® anti-theft engine immobilizer
- Seven air bags* including, advanced multistage front, driver's knee blocker, supplemental front-seat-mounted side and supplemental side-curtain
- Tire pressure monitoring display
- Tire service kit

CAPABILITY & FUNCTIONALITY

- Electric power steering
- Normal-duty suspension

OPTIONAL EQUIPMENT

- 15-inch Tech Silver Aluminum Wheels (WJC)
- Air Conditioning with Micron Filter (HAA)
- Blue&Me™ Hands-free Communication Package (AJK)
- Compact Spare Tire (TBC)
- Cruise Control (NHM)
- Mopar® Windscreen (Cabrio) (XWV)
- Power Sunroof (Hatchback) (GWL)
- Security Alarm (LSA)
- SiriusXM Satellite Radio with One-year Subscription* (RSC)

*All disclaimers and disclosures can be found on the inside back cover.

500 SPORT



POWERTRAIN

- 1.4L 16V MultiAir I-4 with 5-speed manual (21D)
- 1.4L 16V MultiAir I-4 with 6-speed automatic (22D)

ENHANCEMENTS vs. POP

- 7-inch customizable in-cluster display
- Air conditioning with micron filter
- Chrome shift knob
- Exterior:
 - Fog lamps
 - Rear spoiler
 - Red brake calipers
 - Side sills ground effects
 - Unique front and rear fascia
- Leather-wrapped sport steering wheel with mounted audio and cruise controls
- Media Centre:
 - Blue&Me hands-free communication with Bluetooth® streaming audio*
 - Media Hub with USB and auxiliary input jack
- Overhead passenger-assist handle
- Seating:
 - Passenger armrest
 - Sport cloth seats
- Security alarm
- Sport suspension
- Wheels and Tires:
 - 16-inch cast aluminum wheels with red accented centre caps
 - P 195/45R16XL BSW all-season tires

OPTIONAL EQUIPMENT

- 16-inch Polished Aluminum Wheels with Dark Mineral Grey Pockets and Red Accented Centre Caps (WGC)
- Alpine® Premium Audio System (RC4)
- Beats™ Premium Audio System (RCV)
- Comfort/Convenience Group (AFB)
- Compact Spare Tire (TBC)
- Leather-faced Seats (*AL)
- Power Sunroof (GWL)
- TomTom® Navigation with Blue&Me* (RSZ)

500 / 500C LOUNGE



POWERTRAIN

- 1.4L 16V MultiAir I-4 with 5-speed manual (21J)
- 1.4L 16V MultiAir I-4 with 6-speed automatic (22J)

ENHANCEMENTS vs. POP

- 7-inch customizable in-cluster display
- Air conditioning with micron filter
- Auto-dimming rearview mirror
- Automatic temperature control
- Chrome shift knob
- Exterior:
 - Body-colour fascia with bright insert
 - Bodyside mouldings with 500 logo
 - Bright belt moulding
 - Chrome power, heated mirrors
 - Fog lamps
 - Panoramic glass roof (Hatchback)
- Leather-wrapped steering wheel with mounted audio and cruise controls
- Media Centre:
 - Alpine premium audio system
 - Blue&Me hands-free communication with Bluetooth® streaming audio*
 - Media Hub with USB and auxiliary input jack
 - SiriusXM satellite radio with one-year subscription*
- Overhead passenger-assist handle (Hatchback)
- Seating:
 - Heated front seats
 - Leather-faced seats
 - Passenger armrest
- Security alarm
- Wheels:
 - 15-inch Tech Silver aluminum wheels (Hatchback)
 - 15-inch Tech Silver aluminum wheels (Cabrio)

OPTIONAL EQUIPMENT

- 15-inch Premium Satin Carbon Aluminum Wheels (WJJ)
- Beats Premium Audio System (RCV)
- Compact Spare Tire (TBC)
- Mopar Windscreen (Cabrio) (XWV)
- Power Sunroof (Hatchback) (GWL)
- Rear Park Assist* (Hatchback) (XAG)
- TomTom Navigation with Blue&Me* (RSZ)



500 TURBO

PACKAGE DETAILS

FIAT® 500 ABARTH®: THE ULTIMATE HIGH-PERFORMANCE SMALL CAR



BLUE&ME™ HANDS-FREE COMMUNICATION PACKAGE (AJK)

- Blue&Me hands-free communication with Bluetooth® streaming audio*
- Leather-wrapped steering wheel with mounted audio controls
- Media Hub with USB and auxiliary input jack

COMFORT/CONVENIENCE GROUP (AFB)

- Automatic temperature control
- Heated front seats
- Security alarm (Turbo)
- SiriusXM satellite radio with one-year subscription*

POWERTRAIN

- 1.4L 16V MultiAir® I-4 Turbo with 5-speed manual (25T)
- 1.4L 16V MultiAir I-4 Turbo with 6-speed automatic (2FT)

ENHANCEMENTS vs. SPORT

- 135 hp and 150 lb-ft of torque
- 3.35 final drive ratio
- 16-inch Polished aluminum wheels with black painted pockets and red accented centre caps
- Exterior:
 - Bolder side sills ground effects
 - Gloss black headlamp, taillamp and parking lamp treatments
 - Sport-tuned single exhaust
 - Unique performance-designed front fascia
- Leather-wrapped sport steering wheel and shift knob accented with silver stitching
- Performance 4-wheel disc antilock brakes
- Performance suspension
- Sport-styled seating with silver stitching

OPTIONAL EQUIPMENT

- 16-inch Hyper Black Aluminum Wheels with Black Pockets and Red Accented Centre Caps (WGD)
- Alpine® Premium Audio System (RC4)
- Beats™ Premium Audio System (RCV)
- Comfort/Convenience Group (AFB)
- Leather-faced Seats (*AL)
- Power Sunroof (GWL)
- Rear Park Assist* (XAQ)
- TomTom® Navigation with Blue&Me™* (RSZ)

Faithful to the “small but wicked” saying coined for Karl Abarth’s cars in the 1960s, the 2015 FIAT 500 Abarth embodies the racing traditions that have made it a success on European roadways and racetracks — world-class performance and precision, purposeful and aggressive styling, and limited-production volume.

With its 160-horsepower 1.4-litre MultiAir I-4 Turbo engine, Abarth-tuned suspension, track-proven brake systems, race-inspired design and technology features not traditionally included on a small car, the 2015 FIAT 500 Abarth unleashes the brand’s legendary performance heritage on North American streets.




*All disclaimers and disclosures can be found on the inside back cover.

FIAT® 500L




PAINT†



- A Bianco (White)
- B Blu Chiaro (Light Blue)^Δ
- C Blue Tornado^Δ Trekking only
- D Giallo (Yellow)^Δ Trekking only
- E Grigio Chiaro (Graphite Metallic)^Δ
- F Grigio Scuro (Grey Metallic)
- G Mocha Latte^Δ
- H Nero (Black)
- I Rosso (Red)^Δ
- J Rosso Perla (Deep Lava Red Pearl)^Δ
- K Verde Bosco Perla (Forest Green Pearl)^Δ

^ΔLate/limited availability.

FABRIC



- A Cloth – Nero/Grigio (Black/Grey) Standard on Pop
- B Cloth – Nero/Rosso (Black/Red) Standard on Pop
- C Cloth – Grigio/Nero (Grey/Black) with 500L logo on seatback Standard on Sport
- D Cloth with leather bolsters – Nero/Marrone (Black/Brown) Standard on Trekking
- E Leather-faced with perforated inserts – Grigio/Beige (Grey/Beige) Standard on Lounge, Available on Trekking
- F Leather-faced with perforated inserts – Grigio Chiaro/Grigio (Light Grey/Grey) Standard on Lounge, Available on Trekking

WHEELS AND WHEEL COVERS



- A 16-inch wheel cover Standard on Pop (W6H)
- B 16-inch aluminum Standard on Sport and Lounge (WN2)
- C 16-inch aluminum Available on Sport (WNS)
- D 17-inch aluminum Standard on Trekking (WAC)
- E 17-inch aluminum Available on Trekking and Lounge (WFM)
- F 17-inch machined aluminum with White pockets Available on Lounge (WAG)
- G 17-inch machined aluminum with Black pockets Available on Lounge (WAF)

Uconnect® MULTIMEDIA CENTRES

Uconnect 5.0 (RA2)

- 5-inch touch screen
- AM/FM/Bluetooth®
- Auxiliary input jack
- Integrated voice command*
- iPod® integration
- Navigation* available
- USB

Uconnect 6.5 (RA3)

- Uconnect 5.0 features plus:**
- 6.5-inch touch screen
 - SiriusXM satellite radio with one-year subscription*

*All disclaimers and disclosures can be found on the inside back cover.

2015 PRODUCT HIGHLIGHTS

- Large dual-pane panoramic sunroof – Available
- Leather-faced seats now available on the Trekking model
- Optional black or white painted roof – Available
- Tremendous amount of standard equipment including:
 - 1.4L MultiAir® I-4 Turbocharged engine
 - Air conditioning
 - Fore/aft adjusting rear seats with tilt, tumble and slide function
 - Hands-free communication*
 - Remote keyless entry
 - Security alarm
 - Uconnect® 5.0 multimedia centre with 5-inch touch-screen radio

SAFETY & SECURITY



- Active front head restraints* – Standard
- Electronic Stability Control*, 4-wheel antilock brake system, All-Speed Traction Control, Electronic Brake-force Distribution, Hill Start Assist and Brake Assist – Standard
- ParkView® Rear Back-up Camera with active grid lines and wide-angle view* – Available
- Sentry Key® anti-theft engine immobilizer – Standard
- Seven air bags* including advanced multistage driver and front-passenger, driver's knee blocker, full-length side-curtain and supplemental front-seat-mounted side air bags – Standard

POWER AND FUEL ECONOMY

Based on 2014 *EnerGuide* fuel consumption ratings. Government of Canada new 5-cycle and old 2-cycle test methods used. Your actual fuel consumption will vary based on driving habits and other factors. For *EnerGuide* information, please ask your retailer or visit the Government of Canada Web site: www.vehicles.nrcan.gc.ca

ENGINE	TRANSMISSION	HORSEPOWER	TORQUE (LB-FT)	L/100 KM (MPG)			
				NEW (5-CYCLE)		OLD (2-CYCLE)	
				CITY	HIGHWAY	CITY	HIGHWAY
1.4L MultiAir I-4 Turbo	6-speed manual	160	184	9.3 (30)	7.2 (39)	8.0 (35)	6.0 (47)
1.4L MultiAir I-4 Turbo	6-speed Euro Twin-Clutch automatic	160	184	10.0 (28)	7.2 (39)	8.7 (32)	6.0 (47)
1.4L MultiAir I-4 Turbo	6-speed AISIN® heavy-duty automatic	160	184	N/A	N/A	N/A	N/A

SPECIFICATIONS

CURB WEIGHT, kg (lb)

6-speed Manual Transmission	1453 (3203)
6-speed Euro Twin-Clutch Automatic Transmission	1476 (3254)

GVWR, kg (lb)

GVWR	1950 (4299)
------	-------------

EXTERIOR, mm (in)

Wheelbase	2612 (102.8)
Overall Height	1670 (65.7)
Front Track	1502 (59.1)
Rear Track	1510 (59.4)
Overall Width	1774 (69.8)
Overall Width with Side Mirrors	2036 (80.2)
Overall Length	4249 (167.3)
Ground Clearance	120 (4.7)

INTERIOR, mm (in)

	FRONT	REAR
Headroom	1035 (40.7)	983 (38.7)
Headroom with Sunroof	1028 (40.5)	966 (38.0)
Legroom	1015 (40)	931 (36.7)
Hip Room	1394 (54.9)	1256 (49.4)
Shoulder Room	1456 (57.3)	1388 (54.6)

VOLUMES & CAPACITIES

Cargo, Rear Seat Up, L (cu ft)	634 (22.4)
Cargo, Rear Seat Folded, L (cu ft)	1926 (68.0)
Seating Capacity	5
Interior Volume Index, L (cu ft)	3429 (121.1)
Fuel Tank Capacity, L (imp gal)	50 (11)

FIAT® 500L

POP STANDARD EQUIPMENT



POWERTRAIN

- 1.4L 16V MultiAir® I-4 Turbo with 6-speed manual (21A)
- 1.4L 16V MultiAir I-4 Turbo with 6-speed Euro Twin-Clutch automatic (22A)

INTERIOR AMENITIES

- Air conditioning with micron filter
- Body-colour instrument panel
- Electronic Vehicle Information Centre
- Front and rear floor mats
- Front reading lamps
- Interior observation mirror
- Media Centre:
 - Hands-free communication with Bluetooth® streaming audio*
 - Six speakers
 - Uconnect® 5.0 multimedia centre with AM/FM/Bluetooth
 - USB port and auxiliary input jack
- Multi-position shelf panel holds 90.7 kg (200 lb)
- Passenger-assist handles
- Power locks
- Power windows with one-touch up-and-down
- Seating:
 - Cloth seats with driver and passenger height adjuster
 - Fold-flat front-passenger seat
 - Rear 60/40 folding seat with tilt, tumble and slide
- Steering wheel-mounted audio and cruise controls
- Sun visors with vanity mirror
- Tilt/telescoping steering wheel

EXTERIOR FEATURES

- Bi-functional halogen projector headlamps
- Black heated, power mirrors
- Body-colour fascia and bodyside moulding
- Body-colour roof
- Bright door handles
- Bright exhaust tip
- Rear window defroster
- Tinted glass windows
- Wheels and Tires:
 - 16-inch steel wheels with covers
 - P205/55R16 BSW all-season tires

SAFETY & SECURITY

- Active front head restraints*
- Air bags,* including advanced multistage front, driver's knee blocker, supplemental front-seat-mounted side, supplemental side-curtain
- Antitheft engine immobilizer
- Aspheric driver exterior mirrors
- Child Seat Anchor System (LATCH)
- Electronic Stability Control* with Hill Start Assist, Traction Control and Electronic Brake-force Distribution
- Engine block heater
- Four-wheel disc antilock brakes with Brake Assist
- Remote keyless entry
- Security alarm
- Tire pressure monitoring display
- Tire service kit

CAPABILITY & FUNCTIONALITY

- Electric power steering
- Normal-duty suspension

OPTIONAL EQUIPMENT

- Compact Spare Tire (TBC)
- Safety Group (AJ1)
- SiriusXM Satellite Radio with One-year Subscription* (RSD)

*All disclaimers and disclosures can be found on the inside back cover.

SPORT



POWERTRAIN

- 1.4L 16V MultiAir I-4 Turbo with 6-speed manual (21D)
- 1.4L 16V MultiAir I-4 Turbo with 6-speed AISIN® heavy-duty automatic (23D)

ENHANCEMENTS vs. POP

- 16-inch aluminum wheels
- 115-volt auxiliary power outlet
- Auto-dimming rearview mirror
- Automatic temperature control with dual-zone control
- Chrome and leather-wrapped shift knob
- Exterior:
 - Body-colour exterior mirrors
 - Deep-tint sunscreen glass
 - Fog lamps
- Front-seat centre console
- Leather-wrapped steering wheel
- Seating:
 - Heated front seats
 - Power 4-way driver's lumbar adjust
 - Sport cloth seats
- SiriusXM satellite radio with one-year subscription*
- Sun visors with illuminated vanity mirrors
- Universal garage door opener*
- Vinyl-wrapped instrument panel

OPTIONAL EQUIPMENT

- Beats™ Premium Audio (RCV)
- Bianco (White) Roof (MXT)
- Compact Spare Tire (TBC)
- GPS Navigation* (with RA3) (JLN)
- Navigation* (with RA2) (RSE)
- Nero (Black) Roof (MXS)
- Power Sunroof (GWL)
- Safety Group (AJ1)
- Uconnect 6.5A AM/FM/Bluetooth (RA3)

TREKKING



POWERTRAIN

- 1.4L 16V MultiAir I-4 Turbo with 6-speed manual (21G)
- 1.4L 16V MultiAir I-4 Turbo with 6-speed AISIN heavy-duty automatic (23G)

ENHANCEMENTS vs. SPORT

- Exterior:
 - Body-colour fascia with accents
 - Body-colour instrument panel
 - Chrome bodyside moulding
 - Sill moulding
 - Unique front and rear fascia
 - Wheel arch mouldings
- Premium cloth seats
- Wheels and Tires:
 - 17-inch aluminum wheels
 - P225/45R17 BSW all-season tires

OPTIONAL EQUIPMENT

- 17-inch Aluminum Wheel (WFM)
- Beats Premium Audio (RCV)
- Bianco (White) Roof (MXT)
- Compact Spare Tire (TBC)
- GPS Navigation* (with RA3) (JLN)
- Leather-faced Seats (*AL)
- Navigation* (with RA2) (RSE)
- Nero (Black) Roof (MXS)
- Power Sunroof (GWL)
- Safety Group (AJ1)
- Stone Instrument Panel (JEM)
- Uconnect 6.5A AM/FM/Bluetooth (RA3)



LOUNGE

PACKAGE DETAILS



LEATHER-FACED SEATS (*AL)

- Premium vinyl-wrapped instrument panel
- Rear-seat armrest with cup holder

SAFETY GROUP (AJ1)

- Park-Sense Rear Park Assist*
- ParkView Rear Back-up Camera*

POWERTRAIN

- 1.4L 16V MultiAir I-4 Turbo with 6-speed manual (21J)
- 1.4L 16V MultiAir® I-4 Turbo with 6-speed AISIN® heavy-duty automatic (23J)

ENHANCEMENTS vs. SPORT

- Exterior:
 - Chrome bodyside moulding insert
 - Chrome exterior mirrors
- Park-Sense® Rear Park Assist*
- ParkView® Rear Back-up Camera*
- Premium vinyl-wrapped instrument panel
- Rear-seat armrest with cup holder
- Seating:
 - Leather-faced seats
 - Power driver and passenger 4-way lumbar adjust
- Six premium speakers

OPTIONAL EQUIPMENT

- 17-inch Aluminum Wheel (WFM)
- 17-inch Machined Aluminum Wheels with Black Pockets (WAF)
- 17-inch Machined Aluminum Wheels with White Pockets (WAG)
- Beats™ Premium Audio (RCV)
- Bianco (White) Roof (MXT)
- Compact Spare Tire (TBC)
- GPS Navigation* (with RA3) (JLN)
- Power Sunroof (GWL)
- Navigation* (with RA2) (RSE)
- Nero (Black) Roof (MXS)
- Uconnect® 6.5A AM/FM/Bluetooth® (RA3)




*All disclaimers and disclosures can be found on the inside back cover.

DODGE DART




PAINT



- A Billet Metallic
- B Bright White
- C Granite Crystal Metallic¹
- D Laser Blue Pearl¹
- E Passion Red Pearl¹
- F Pitch Black
- G Redline Pearl¹
- H True Blue Pearl¹
- I Vitamin C¹

¹Late/limited availability.

FABRIC



- A Sport Cloth with sport mesh inserts – Black Standard on SE and Aero
- B Premium Cloth with sport mesh inserts – Black with Light Tungsten accent stitching Standard on SXT
- C Premium Cloth with sport mesh inserts – Light Frost with Pearl accent stitching Standard on SXT
- D Premium Cloth with sport mesh inserts – Black/Tungsten Available on SXT
- E Premium Cloth with sport mesh inserts – Black/Ruby Red Available on SXT
- F Nappa Leather-faced with perforated bolsters – Black/Ruby Red with Ruby Red accent stitching Standard on GT
- G Nappa Leather-faced with perforated inserts – Black with Light Tungsten accent stitching Standard on Limited
- H Nappa Leather-faced with perforated inserts – Ceramic White/Black with Light Tungsten accent stitching Standard on Limited

WHEELS AND WHEEL COVERS



- A 16-inch wheel cover Standard on SE (W6H)
- B 16-inch Tech Silver aluminum Standard on SXT (WNA)
- C 16-inch Tech Silver aluminum Standard on Aero (WDN)
- D 17-inch Hyper Black aluminum Available on SXT (WFX)
- E 18-inch Gloss Black aluminum Available on SXT (WPE)
- F 18-inch Hyper Black aluminum Standard on GT (WPR)
- G 17-inch Satin Silver aluminum Standard on Limited (WFK)
- H 17-inch Polished aluminum Available on Limited (WFL)

UCONNECT® MULTIMEDIA CENTRES

Uconnect 200 (RAE)

- AM/FM/CD/MP3
- Auxiliary input jack

Uconnect 8.4 (RE2)

Uconnect 200 features plus:

- 8.4-inch touch-screen display
- DVD playback capability
- Glove box lamp
- iPod® connectivity
- ParkView® Rear Back-up Camera*
- Remote USB port

Note: illuminated floating island bezel included with all 8.4-inch radios; CD player not included.

Uconnect 8.4N (RB5)

Uconnect 8.4 features plus:

- Garmin® navigation*

*All disclaimers and disclosures can be found on the inside back cover.

2015 PRODUCT HIGHLIGHTS

- 18-inch wheels — Available
- 68 percent of the body is composed of high-strength steel, one of the highest percentages in the industry
- Eye-catching exterior proportions feature dynamic lines and fluid, aerodynamic curves
- Four-wheel independent suspension — Standard
- MultiAir® technology offers an increase in power, up to 10 percent, along with a reduction in fuel consumption and emissions, up to 7.5 percent
- Signature Dodge full-width LED racetrack taillamp — Available
- Class-exclusive⁽¹⁾ 8.4-inch touch-screen display — Available

SAFETY & SECURITY

- The 2014 Dodge Dart was a **Top Safety Pick** by the *Insurance Institute for Highway Safety* (IIHS)
- The 2014 Dodge Dart earned a 5-Star Safety Rating from the National Highway Traffic Safety Administration (NHTSA)
- All-Speed Traction Control System
- Four-wheel disc antilock brakes
- Front and rear crumple zones
- Hill Descent Control/Hill Start Assist
- Ten air bags* including driver and front-passenger knee blocker



POWER AND FUEL ECONOMY

Based on 2014 *EnerGuide* fuel consumption ratings. Government of Canada new 5-cycle and old 2-cycle test methods used. Your actual fuel consumption will vary based on driving habits and other factors. For *EnerGuide* information, please ask your retailer or visit the Government of Canada Web site: www.vehicles.nrcan.gc.ca

ENGINE	TRANSMISSION	HORSEPOWER	TORQUE (LB-FT)	L/100 KM (MPG)			
				NEW (5-CYCLE)		OLD (2-CYCLE)	
				CITY	HIGHWAY	CITY	HIGHWAY
2.0L Tigershark™ I-4 DOHC	6-speed manual	160	148	9.4 (30)	6.5 (43)	8.1 (35)	5.4 (52)
2.0L Tigershark I-4 DOHC	6-speed automatic	160	148	9.9 (29)	7.0 (40)	8.6 (33)	5.8 (49)
1.4L MultiAir I-4 16V Turbo	6-speed manual	160	184	8.5 (33)	5.8 (49)	7.3 (39)	4.8 (59)
1.4L MultiAir I-4 16V Turbo	6-speed dual-dry clutch (DDCT, automatic)	160	184	8.4 (34)	5.9 (48)	7.2 (39)	4.9 (58)
2.4L Tigershark MultiAir I-4 (non GT)	6-speed manual	184	171	10.5 (27)	6.7 (42)	9.1 (31)	5.6 (50)
2.4L Tigershark MultiAir I-4 (non GT)	6-speed automatic	184	171	10.1 (28)	6.8 (42)	8.8 (32)	5.6 (50)
2.4L Tigershark MultiAir I-4 (GT)	6-speed manual	184	171	10.2 (28)	7.0 (40)	8.9 (32)	5.9 (48)
2.4L Tigershark MultiAir I-4 (GT)	6-speed automatic	184	171	10.6 (27)	7.5 (38)	9.2 (31)	6.3 (45)

SPECIFICATIONS

CURB WEIGHT, kg (lb)

2.0L I-4 Engine (manual)	1416 (3122)
2.0L I-4 Engine (automatic)	1439 (3172)
1.4L I-4 Engine (manual)	1398 (3081)
1.4L I-4 Engine (automatic, DDCT)	1423 (3137)
2.4L I-4 Engine (manual)	1436 (3165)
2.4L I-4 Engine (automatic)	1458 (3215)

GVWR, kg (lb)

Aero	1801 (3970)
SE, SXT, Limited, GT	1944 (4285)

TOWING, kg (lb) (when properly equipped)

Towing Capacity (maximum)	454 (1000) ⁽²⁾
---------------------------	---------------------------

EXTERIOR, mm (in)

Wheelbase	2703 (106.4)
Overall Height	1465 (57.7)
Front Track	1568 (61.7)
Rear Track	1565 (61.6)
Overall Width, without Mirrors	1830 (72.0)
Overall Length	4672 (183.9)
Ground Clearance	113 (4.4)

INTERIOR, mm (in)

	FRONT	REAR
Headroom	980 (38.6)	940 (37.0)
Headroom with Sunroof	950 (37.4)	900 (35.4)
Legroom	1071 (42.2)	895 (35.2)
Hip Room	1393 (54.8)	1337 (52.6)
Shoulder Room	1477 (58.2)	1425 (56.1)

VOLUMES & CAPACITIES

Cargo Volume, L (cu ft)	371 (13.1)
Seating Capacity	5
Total Interior Volume, L (cu ft)	3123 (110.3)
Fuel Tank Capacity, L (imp gal)	60 (13.2) ⁽³⁾

*All disclaimers and disclosures can be found on the inside back cover. ⁽¹⁾2014 *Ward's* Upper Small Sedan costing under \$25,000. ⁽²⁾Towing not recommended with the 1.4L engine. ⁽³⁾Size varies depending on trim level.

DODGE DART

SE STANDARD EQUIPMENT



POWERTRAIN OPTIONS

- 2.0L Tigershark™ I-4 with 6-speed automatic transmission (24A)
- 2.0L Tigershark I-4 with 6-speed manual transmission (25A)

INTERIOR AMENITIES

- 12-volt power outlet in instrument panel
- Air filtering
- Media Centre:
 - Auxiliary input jack
 - Uconnect® 200 AM/FM/CD/MP3 with four speakers
- Passenger-assist handles
- Power locks
- Power windows, driver's one-touch down
- Rearview day/night mirror
- Satin silver interior accents
- Seating:
 - Driver's height-adjustable seat
 - Rear folding seat
 - Sport cloth seats, manual six-way driver and front-passenger seats
- Storage:
 - Extra-large glove box
 - Floor console with covered storage
- Tilt/telescoping steering column

EXTERIOR FEATURES

- Bi-functional halogen projector headlamps with chrome surrounds
- Body-colour crosshair grille with body-colour surround
- Body-colour power mirrors
- LED stop-turn taillamps
- Solar-control glass
- Wheels and Tires:
 - 16-inch wheels covers
 - P205/55R16 all-season tires

SAFETY & SECURITY

- Active front head restraints*
- Child seat anchor system (LATCH)
- Electronic Stability Control* with Hill Start Assist, Brake-Lock Differential, All-Speed Traction Control, Electronic Roll Mitigation and Trailer Sway Control
- Engine block heater
- Four-wheel disc antilock brakes with brake assist
- Keyless entry with panic alarm
- Sentry Key® anti-theft engine immobilizer
- Ten air bags*
- Tire pressure monitoring warning light
- Tire service kit

OPTIONAL EQUIPMENT

- 12V Auxiliary Power Outlet in Console (JJJ)
- 60/40 Split-folding Rear Seat with Trunk Pass-through (CFW)
- Compact Spare Tire (TBG)
- Driver Convenience Group (AJV)
- Front and Rear Floor Mats (CLE)

SXT



POWERTRAIN

- 2.4L Tigershark MultiAir® I-4 with 6-speed automatic transmission (28B)
- 2.4L Tigershark MultiAir I-4 with 6-speed manual transmission (27B)

ENHANCEMENTS vs. SE

- 12-volt power outlet in console
- 16-inch Tech Silver aluminum wheels
- Air conditioning with micron filter
- Electronic Vehicle Information Centre with trip computer
- Exterior:
 - Automatic headlamps with black headlamp surrounds
 - Black crosshair grille with body-colour surround
 - Body-colour door handles
 - LED racetrack taillamps
 - SXT badge
- Media Centre:
 - Hands-free communication with Bluetooth® streaming audio*
 - Six speakers
- Rearview mirror with microphone
- Seating:
 - 60/40 split-folding rear seat with trunk pass-through
 - Premium cloth seats
- Security alarm
- Steering wheel-mounted audio and cruise controls
- Storage:
 - Floor console with fore/aft sliding armrest
 - Overhead console with sunglasses holder
 - Rear-seat armrest with storage and cup holders
- Sun visors with illuminated vanity mirrors
- Tire pressure monitoring display

OPTIONAL EQUIPMENT

- 8.4-inch Uconnect Touch-screen Group (AMT)
- Blacktop Package (ADX)
- Cold Weather Group (ADE)
- Compact Spare Tire (TBG)
- Power 6-way Driver Seat (JPS)
- Rallye Appearance Group (ASC)
- Single-disc Remote CD Player (RH1)
- SiriusXM Satellite Radio with One-year Subscription* (RSC)
- Sun & Sound Group (AGS)
- Uconnect 8.4N Multimedia Centre with 8.4-inch Touch-screen Display and Garmin® Navigation* (RB5)

GT



POWERTRAIN

- 2.4L Tigershark MultiAir I-4 with 6-speed automatic transmission (28S)
- 2.4L Tigershark MultiAir I-4 with 6-speed manual transmission (27S)

ENHANCEMENTS vs. SXT

- 7-inch customizable in-cluster display centre
- Ambient LED interior lighting
- Auto-dimming rearview mirror with microphone
- Compass gauge
- Dual-zone automatic temperature control
- Exterior:
 - Active grille shutters
 - Dual bright exhaust tips
 - GT badge
 - Hyper Black crosshair grille with black surround
 - Projector fog lamps
 - Sport suspension
 - Underbody aerodynamic treatment
- Glove box lamp
- Illuminated floating island bezel
- Keyless Enter 'n Go™ with proximity entry
- Leather-wrapped heated steering wheel
- Leather-wrapped shift knob (with automatic transmission)
- Media Centre:
 - iPod® control
 - Remote USB port
 - SiriusXM satellite radio with one-year subscription*
 - Uconnect 8.4 with 8.4-inch touch-screen display
- ParkView® Rear Back-up Camera*
- Performance transmission gear ratio
- Power, heated mirrors with supplemental signals and courtesy lamp
- Power windows, front one-touch up-and-down
- Rear stabilizer bar
- Remote start (with automatic transmission)
- Seating:
 - Heated front seats
 - Ten-way power driver's seat including lumbar adjust
 - Unique Nappa leather-faced seats with perforated inserts and accent stitching
- Soft-touch instrument panel
- Unique engine calibration and pedal map
- Universal garage door opener*
- Wheels and Tires:
 - 18-inch Hyper Black aluminum wheels
 - P225/40R18XL all-season tires

OPTIONAL EQUIPMENT

- Compact Spare Tire (TBG)
- Single-disc Remote CD Player (RH1)
- Sun & Sound Group (AGS)
- Technology Group (ADG)
- Uconnect 8.4N Multimedia Centre with 8.4-inch Touch-screen Display and Garmin Navigation* (RB5)

*All disclaimers and disclosures can be found on the inside back cover.

LIMITED



POWERTRAIN

- 2.4L Tigershark™ MultiAir® I-4 with 6-speed automatic transmission (28L)

ENHANCEMENTS vs. SXT

- 7-inch customizable in-cluster display centre
- Air conditioning with dual-zone automatic temperature control
- Ambient LED interior lighting
- Auto-dimming rearview mirror with microphone
- Compass gauge
- Exterior:
 - Active grille shutters
 - Bright crosshair grille with body-colour surround
 - Bright door handles
 - Chrome headlamp surround
 - Limited badge
 - Projector fog lamps
 - Touring suspension
 - Underbody aerodynamic treatment
- Glove box lamp
- Illuminated floating island bezel
- Keyless Enter 'n Go™ with proximity entry
- Leather-wrapped heated steering wheel
- Leather-wrapped shift knob
- Media Centre:
 - iPod® control
 - Remote USB port
 - SiriusXM satellite radio with one-year subscription*
 - Uconnect® 8.4N multimedia centre with 8.4-inch touch-screen display and Garmin® navigation*
- ParkView® Rear Back-up Camera*
- Power, heated mirrors with supplemental signals and courtesy lamps
- Power windows, front one-touch up/down
- Rear stabilizer bar
- Remote start
- Seating:
 - Heated front seats
 - Nappa leather-faced seats with perforated inserts and accent stitching
 - Ten-way power driver's seat including lumbar adjust
- Soft-touch instrument panel
- Universal garage door opener*
- Wheels and Tires:
 - 17-inch Satin Silver aluminum wheels
 - P225/45R17 all-season tires

OPTIONAL EQUIPMENT

- 17-inch Polished Aluminum Wheel (WFL)
- Compact Spare Tire (TBG)
- Single-disc Remote CD Player (RH1)
- Sun & Sound Group (AGS)
- Technology Group (ADG)

AERO



POWERTRAIN

- 1.4L 16V MultiAir I-4 Turbo with 6-speed automatic dual dry-clutch transmission (22V)
- 1.4L 16V MultiAir I-4 Turbo with 6-speed manual transmission (23V)

ENHANCEMENTS vs. SE

- 7-inch customizable in-cluster display centre
- 16-inch Tech Silver aluminum wheels
- Air conditioning with micron filter
- Electronic Vehicle Information Centre with trip computer
- Exterior:
 - Active grille shutters
 - Aero badge
 - Automatic headlamps
 - Body-colour door handles
 - Bright crosshair grille with body-colour surround
 - LED racetrack taillamps
 - Underbody aerodynamic treatment
- Illuminated floating island bezel
- Leather-wrapped steering wheel with audio and cruise controls
- Media Centre:
 - Hands-free communication with Bluetooth® streaming audio*
 - iPod control
 - Remote USB port
 - SiriusXM satellite radio with one-year subscription*
 - Six speakers
 - Uconnect 8.4 multimedia centre with 8.4-inch touch-screen display
- ParkView Rear Back-up Camera*
- Rearview mirror with microphone

OPTIONAL EQUIPMENT

- Single-disc Remote CD Player (RH1)
- Uconnect 8.4N Multimedia Centre with 8.4-inch Touch-screen Display and Garmin Navigation* (RB5)

PACKAGE DETAILS

8.4-INCH UCONNECT TOUCH-SCREEN GROUP (AMT)

- 8.4-inch touch-screen display
- Glove box lamp
- Illuminated floating island bezel
- iPod control
- ParkView Rear Back-up Camera*
- Remote USB port
- Uconnect 8.4 multimedia centre

BLACKTOP PACKAGE (ADX)

- 18-inch gloss black aluminum wheels
- Black fog lamp surround
- Gloss black exterior mirrors
- P225/40R18XL all-season tires

COLD WEATHER GROUP (ADE)

- Body-colour power, heated mirrors
- Heated front seats
- Remote start (automatic only)

DRIVER CONVENIENCE GROUP (AJV)

- Hands-free communication with Bluetooth streaming audio*
- Rearview mirror with microphone
- Remote USB port
- Steering wheel-mounted audio and cruise controls

RALLYE APPEARANCE GROUP (ASC)

- 17-inch Hyper Black aluminum wheels
- Active grille shutters (manual only)
- Black crosshair grille with black surround
- Dual bright exhaust tips
- Leather-wrapped shift knob (automatic only)
- Leather-wrapped steering wheel
- P225/45R17 all-season tires
- Premium cloth seats with accents
- Projector fog lamps
- Rallye badge
- Rear stabilizer bar
- Touring suspension
- Underbody aerodynamic treatment (manual only)

SUN & SOUND GROUP (AGS)

- 8.4-inch touch-screen display
- 506-watt amplifier
- Glove box lamp
- Illuminated floating island bezel
- iPod control
- Nine Alpine® speakers with subwoofer
- ParkView Rear Back-up Camera*
- Power sunroof
- Remote USB port
- Uconnect 8.4 multimedia centre

TECHNOLOGY GROUP (ADG)

- Automatic high-beam headlamp control
- Blind-Spot Monitoring* with Rear Cross-Path Detection*
- High Intensity Discharge (HID) headlamps
- Intrusion alarm
- Park-Sense® Rear Park Assist*
- Rain-sensing windshield wipers

CHRYSLER 200




PAINT



- A Billet Metallic
- B Bright White
- C Ceramic Blue¹
- D Crystal Blue Pearl²
- E Gloss Black
- F Granite Crystal Metallic
- G Lunar White Tri-Coat Pearl²
- H Luxury Brown Pearl²
- I Velvet Red Pearl
- J Vivid Blue Pearl²

²Late/limited availability.

FABRIC



- A Premium Cloth – Black Standard on LX and Limited
- B Premium Cloth – Linen Standard on LX and Limited
- C Cloth/Leather with mesh insert and leather bolsters – Black with Ambassador Blue accents Standard on 200S and 200S AWD
- D Leather with perforated inserts – Black with Ambassador Blue accents Available on 200S and 200S AWD
- E Nappa Leather – Black Standard on 200C and 200C AWD
- F Nappa Leather – Linen Standard on 200C and 200C AWD
- G Nappa Leather with perforated inserts – Black with Bronze accents Available on 200C and 200C AWD
- H Nappa Leather with perforated inserts – Linen with Bronze accents Available on 200C and 200C AWD

WHEELS AND WHEEL COVERS



- A 17-inch wheel with cover Standard on LX (WFL)
- B 17-inch Tech Silver aluminum Standard on Limited (WGW)
- C 18-inch Satin Silver aluminum Available on Limited (WPB)
- D 18-inch Satin Carbon aluminum Standard on 200S and 200S AWD (WPD)
- E 19-inch Hyper Black aluminum Available on 200S and 200S AWD (WPX)
- F 17-inch Satin Silver aluminum Standard on 200C (WFL)
- G 18-inch Polished Mid-gloss aluminum Standard on 200C AWD (WPC)
- H 19-inch Polished aluminum with Grey Painted pockets Available on 200C and 200C AWD (WP9)

Uconnect® MULTIMEDIA CENTRES

Uconnect 3.0 (RA1)

- AM/FM
- Auxiliary input jack
- Remote USB port

Uconnect 5.0 (RA2)

- Uconnect 3.0 features plus:**
- 5-inch touch-screen display
 - Hands-free communication with Bluetooth® streaming audio*

Uconnect 8.4A (RA3)

- Uconnect 5.0 features plus:**
- 8.4-inch touch-screen display
 - Navigation-ready*; see retailer for details
 - SiriusXM satellite radio with one-year subscription*

Uconnect 8.4AN (RA4)

- Uconnect 8.4A features plus:**
- Navigation*

*All disclaimers and disclosures can be found on the inside back cover.

2015 PRODUCT HIGHLIGHTS

- 26% improved fuel economy compared to outgoing I-4 model
- Best-in-class 295 horsepower⁽¹⁾ with the available 3.6L Pentastar™ VVT V6 engine
- Segment-first⁽¹⁾ 9-speed automatic transmission
- Class-exclusive⁽¹⁾ rotary dial E-shift
- Lowest priced mid-size sedan in Canada⁽¹⁾
- Most advanced all-wheel-drive system in its class⁽¹⁾
- Sophisticated exterior and world-class interior
- Unsurpassed aerodynamics in its class⁽¹⁾
- Built in a world-class manufacturing facility
- One of *Ward's* "10 Best Interiors" for 2014

SAFETY & SECURITY



Available features:

- Adaptive Cruise Control with Stop and Go*
- Blind-Spot Monitoring* and Rear Cross-Path Detection*
- Standard Electronic Park Brake with Safe Hold
- Forward Collision Warning with Active Braking*
- Lane Departure Warning with Lane Keep Assist*
- Parallel and Perpendicular Park Assist*
- ParkView® Rear Back-up Camera with active grid lines*
- Offers the most advanced safety and security features in its class⁽¹⁾

POWER AND FUEL ECONOMY

Based on 2015 *EnerGuide* fuel consumption ratings. Government of Canada new 5-cycle and old 2-cycle test methods used. Your actual fuel consumption will vary based on driving habits and other factors. For *EnerGuide* information, please ask your retailer or visit the Government of Canada Web site: www.vehicles.nrcan.gc.ca

ENGINE	TRANSMISSION	HORSEPOWER	TORQUE (LB-FT)	L/100 KM (MPG)			
				NEW (5-CYCLE)		OLD (2-CYCLE)	
				CITY	HIGHWAY	CITY	HIGHWAY
2.4L Tigershark™ MultiAir® I-4	9-speed automatic	184	173	10.2 (28)	6.4 (44)	8.9 (32)	5.3 (53)
3.6L Pentastar VVT V6 FWD	9-speed automatic	295	262	12.4 (23)	7.5 (38)	10.9 (26)	6.2 (46)
3.6L Pentastar VVT V6 AWD	9-speed automatic	295	262	12.8 (22)	8.1 (35)	11.4 (25)	6.8 (42)

SPECIFICATIONS

CURB WEIGHT, kg (lb)

2.4L Tigershark MultiAir® I-4 Engine	1575 (3473)
3.6L Pentastar VVT V6 Engine	1643 (3623)

GVWR, kg (lb)

GVWR	2092 (4612)
------	-------------

TOWING, kg (lb) (when properly equipped)

Towing Capacity (maximum)	Not rated
---------------------------	-----------

EXTERIOR, mm (in)

Wheelbase	2742 (108.0)
Overall Height	1491 (58.7)
Front Track	1578 (62.1)
Rear Track	1576 (62.0)
Overall Width with Side Mirrors	1871 (73.6)
Overall Length	4885 (192.3)
Ground Clearance (3.6L – lowest available)	147 (5.8)

INTERIOR, mm (in)

	FRONT	REAR
Headroom	982 (38.7)	950 (37.4)
Headroom with Sunroof (single pane/dual pane)	932 (36.7) / 924 (36.4)	921 (36.3) / 907 (35.7)
Legroom	1071 (42.2)	956 (37.6)
Hip Room	1384 (54.5)	1338 (52.7)
Shoulder Room	1485 (58.5)	1441 (56.7)

VOLUMES & CAPACITIES

Cargo, Rear Seat Up, L (cu ft)	453 (16)
Seating Capacity	5
Interior Volume, L (cu ft)	3225 (115.9)
Fuel Tank Capacity, L (imp gal)	60 (13.2)

*All disclaimers and disclosures can be found on the inside back cover. ⁽¹⁾Based on 2014 *Ward's* Lower Middle Sedan segmentation.

CHRYSLER 200

LX STANDARD EQUIPMENT



POWERTRAIN

- 2.4L Tigershark™ MultiAir® I-4 with 9-speed automatic (28A)

INTERIOR AMENITIES

- Air conditioning with micron filter
- Ambient LED interior lighting
- Instrument cluster with 3.5-inch customizable Electronic Vehicle Information Centre
- Media Centre:
 - Auxiliary input jack
 - Remote USB port
 - Uconnect® 3.0 multimedia centre with four speakers
- Outside temperature display
- Power locks
- Power windows, driver one-touch down
- Rotary dial E-shift
- Seating:
 - 60/40 split-folding rear seat with trunk pass-through
 - Premium cloth seats
 - Six-way manual driver's and front-passenger's seat
- Steering wheel-mounted audio and cruise controls
- Storage:
 - Glove box with light and lock
 - Rear-seat armrest with cup holders and storage
 - Unique centre console with armrest, sliding cup holders and storage pass-through
- Sun visors with mirrors
- Tilt/telescoping steering column
- Two 12-volt power outlets

EXTERIOR FEATURES

- Active grille shutters
- Automatic bi-functional halogen projector headlamps
- Body-colour fascia and door handles
- Body-colour power mirrors
- Chrome belt moulding
- Chrome upper grille and headlamp surround
- LED taillamps
- Solar-control glass
- Tempered front-door glass
- Tinted windshield
- Touring suspension
- Underbody aerodynamic treatment
- Wheels and Tires:
 - 17-inch wheels with covers
 - P215/55R17 BSW all-season Touring tires

SAFETY & SECURITY

- 8 air bags,* including advanced multistage front air bags, driver and front-passenger side knee blocker air bags, supplemental front-seat-mounted side air bags, supplemental side-curtain air bags
- Active front head restraints*
- Adjustable rear head restraints*
- Antitheft engine immobilizer
- Child Seat Anchor System (LATCH)
- Electronic Park Brake with Safe Hold
- Electronic Stability Control* with Traction Control
- Four-wheel disc antilock brakes
- Keyless Enter 'n Go™ with driver door and trunk passive entry
- Security alarm
- Tire pressure monitoring lamp
- Tire service kit

OPTIONAL EQUIPMENT

- Compact Spare Tire (TBC)
- Eight-way Power Driver's Seat and 4-way Power Lumbar Adjust (JPR)
- SiriusXM Satellite Radio with One-year Subscription* (RSD)
- Uconnect 5.0 Multimedia Centre (RA2)

LIMITED



POWERTRAIN

- 2.4L Tigershark MultiAir I-4 with 9-speed automatic (28E)
- 3.6L Pentastar™ Variable Valve Timing (VVT) V6 with 9-speed automatic (26E)

ENHANCEMENTS vs. LX

- 17-inch Tech Silver aluminum wheels
- Compact spare tire
- Compass gauge
- Engine cover
- Exterior:
 - Body-colour power, heated mirrors
 - LED light pipe daytime running light
 - Lower front grille with chrome surround
 - Projector fog lamps
 - Rear fascia with chrome accents
- Front and rear floor mats
- Leather-wrapped steering wheel
- Media Centre:
 - Hands-free communication with Bluetooth® streaming audio*
 - SiriusXM satellite radio with one-year subscription*
 - Six speakers
 - Uconnect 5.0 multimedia centre with 5-inch touch-screen display
- Power windows, one-touch up and down
- Rearview mirror with microphone
- Seating:
 - Eight-way power driver's seat and 4-way power lumbar adjust
 - Heated front seats
- Sun visors with illuminated mirrors

OPTIONAL EQUIPMENT

- 18-inch Satin Silver Aluminum Wheels (WPB)
- Comfort Group (AJY)
- ParkView® Rear Back-up Camera* (XAC)
- Single-pane Sunroof (GWG)¹
- Uconnect 8.4A Multimedia Centre (RA3)
- Uconnect 8.4AN Multimedia Centre with Navigation* (RA4)

200S



POWERTRAIN

- 2.4L Tigershark MultiAir I-4 with 9-speed automatic (28L)
- 3.6L Pentastar VVT V6 with 9-speed automatic (26L)

ENHANCEMENTS vs. LIMITED

- 200S badge
- Acoustic windshield and front-door glass
- Exterior:
 - Black chrome and Ambassador Blue interior accents
 - Dual integrated exhaust tips
 - Gloss black upper grille and headlamp surrounds
 - Lower mesh grille with gloss black surround
 - Power, heated exterior mirrors; manual folding
 - Rear fascia with gloss black accents
- Rotary E-shift with Sport mode
- Sport cloth seats with leather bolsters
- Sport suspension
- Steering wheel-mounted paddle shifters
- Wheels and Tires:
 - 18-inch Satin Carbon aluminum wheels
 - P235/45R18 BSW all-season tires

OPTIONAL EQUIPMENT

- 19-inch Hyper Black Aluminum Wheels (WPX)
- All-wheel Drive
- Blind-Spot Monitoring and Rear Cross-Path Detection* (XAN)
- Comfort Group (AJY)
- Leather-faced Sport Seats with Heated and Ventilated Front Seats (*SL)¹
- Premium Lighting Group (LMP)
- Sun and Sound Group (AGS)
- Uconnect 8.4A Multimedia Centre (RA3)
- Uconnect 8.4AN Multimedia Centre with Navigation* (RA4)

*All disclaimers and disclosures can be found on the inside back cover. ¹Late availability.



200C

PACKAGE DETAILS



POWERTRAIN

- 2.4L Tigershark™ MultiAir® I-4 with 9-speed automatic (28N)
- 3.6L Pentastar™ VVT V6 with 9-speed automatic (26N)

ENHANCEMENTS vs. LIMITED

- 7-inch customizable in-cluster display
- 200C badge
- Acoustic windshield and front-door glass
- Ambient LED interior lighting (footwell, door handle, map pocket, pass-through)
- Auto-dimming rearview mirror with microphone
- Climate:
 - Dual-zone automatic temperature control
 - Front and rear climate control outlets and ducts
 - Humidity sensor
- Exterior:
 - Chrome upper grille and headlamp surrounds
 - Chrome-accented door handles
 - Exterior mirrors with supplemental signals; manual folding
 - Mesh lower grille
- Heated steering wheel
- Keyless Enter 'n Go™ adds passenger door passive entry
- ParkView® Rear Back-up Camera*
- Remote start system
- Ride and handling suspension
- Seating:
 - Nappa leather-faced seats
 - Six-way power passenger seat
- Tire pressure monitoring display
- Uconnect® 8.4A multimedia centre with 8.4-inch touch-screen display
- Universal garage door opener*
- Wheels and Tires:
 - 17-inch Satin Silver aluminum wheels
 - P215/55R17 BSW all-season tires

OPTIONAL EQUIPMENT

- 19-inch Polished Aluminum Wheels with Grey Painted Pockets (WP9)
- All-wheel Drive
- Premium Group (ANF)
- Premium Lighting Group (LMP)
- SafetyTec™ Group (AC5)
- Sun and Sound Group (AGS)
- Uconnect 8.4AN Multimedia Centre (RA4)

3.6L PENTASTAR VVT V6 ENGINE (ERB)

- 3.25 final drive ratio
- 730-amp maintenance-free battery
- Dual integrated exhaust
- Engine oil cooler
- Four-wheel disc heavy-duty antilock brakes
- Sport mode
- Steering wheel-mounted paddle shifters

ALL-WHEEL DRIVE

- 18-inch polished mid-gloss aluminum wheels (200C)
- AWD badge
- AWD ride and handling suspension (200C)
- AWD sport suspension (200S)
- Fully automatic and seamless operation in and out of all-wheel drive
- Fully disconnecting driveline system to maximize fuel economy
- P235/45R18 BSW all-season tires (200C)

COMFORT GROUP (AJY)

- Auto-dimming rearview mirror with microphone
- Dual-zone automatic temperature control
- Front and rear climate control outlets and ducts
- Heated steering wheel
- Humidity sensor
- ParkView Rear Back-up Camera*
- Remote start

LEATHER-FACED SPORT SEAT (*SL)

- Heated front seats
- Six-way power passenger seat
- Ventilated front seats

PREMIUM GROUP (ANF)

- 115-volt auxiliary power outlet
- Exterior mirrors with memory
- Heated two-tone leather-wrapped steering wheel
- Luxury door trim panel
- Premium leather-faced seats
- Radio, driver's seat and HVAC with memory
- Real wood and bronze chrome interior accents
- Ventilated front seats

PREMIUM LIGHTING GROUP (LMP)



- High Intensity Discharge (HID) headlamps
- LED fog lamps

SAFETYTEC GROUP (AC5)

- Adaptive Cruise Control with Stop and Go*
- Advanced Brake Assist
- Automatic high-beam headlamp control
- Blind-Spot Monitoring and Rear Cross-Path Detection*
- Forward Collision Warning with Active Braking*
- Lane Departure Warning with Lane Keep Assist*
- Parallel and Perpendicular Park Assist*
- Rain-sensing windshield wipers

SUN AND SOUND GROUP (AGS)

- 506-watt amplifier
- Dual-pane Panoramic Sunroof
- Nine amplified speakers with subwoofer



*All disclaimers and disclosures can be found on the inside back cover.

DODGE CHARGER



2015 PRODUCT HIGHLIGHTS

- Nearly every body panel has been resculpted and refined
- Standard segment-exclusive⁽¹⁾ TorqueFlite® eight-speed transmission is now paired with the 5.7L HEMI® V8 engine on R/T models as well as the fuel-efficient and powerful 3.6L Pentastar™ VVT V6 engine
- Dramatic front and rear LED exterior lighting available
- Award-winning Uconnect® multimedia centre with standard 5-inch or available 8.4-inch touch-screen display
- High-tech features available including voice texting,* 3-D navigation* and voice command of AM/FM radio stations and SiriusXM satellite radio* channels, as well as make/receive calls and select destination entries with navigation*

NEW EXTERIOR STYLING

- New hood
- New fenders
- New front and rear fascias
- New front doors
- New three-piece spoiler, available
- New Dodge signature LED racetrack taillamps
- New projector headlamps (High Intensity Discharge (HID) headlamps on premium trims)
- New LED fog lamps, available
- New centre high-mounted stop lamp (CHMSL)
- New wheels for all price classes, including available 20-inch forged aluminum wheels
- New 20-inch wheels standard on R/T models
- Six different 20-inch wheel styles available
- New heritage colours, including B5 Blue, which accompanies classic high-impact TorRed

NEW INTERIOR STYLING

- New standard 7-inch customizable in-cluster display
- New instrument panel centre stack with next-generation Uconnect multimedia centre radios with 5-inch, or available 8.4-inch touch-screen displays and available 3-D navigation*
- New three-spoke thick-rim steering wheel with available paddle shifters
- New performance-inspired electronic shifter
- Eight all-new interior trims, including:
 - New Black and Tungsten cloth
 - New Black and Pearl leather-faced
 - New Black and Ruby Red leather-faced




*All disclaimers and disclosures can be found on the inside back cover. ⁽¹⁾Based on Ward's 2014 Large Regular Sedan segmentation.

SAFETY & SECURITY

- Offers over 70 standard or available safety and security features including: Forward Collision Warning with Active Braking*, Adaptive Cruise Control with Stop and Go*, Lane Departure Warning with Lane Keep Assist*, Park-Sense® Rear Park Assist*, ParkView® Rear Back-up Camera*, Blind-Spot Monitoring* and Rear Cross-Path Detection*
- Keyless Enter 'n Go™ with proximity entry and push-button start
- Seven air bags* including advanced multistage driver and front-passenger, supplemental front-seat-mounted side, supplemental side-curtain and driver's knee blocker
- Innovative all-wheel-drive system with segment-exclusive active transfer case and front-axle disconnect (available on SE and SXT)

SPECIFICATIONS


	SE	SXT	R/T	R/T ROAD & TRACK
CURB WEIGHT, kg (lb)				
RWD	1784.5 (3934)	1798.9 (3966)	1934.2 (4264)	1934.2 (4264)
EXTERIOR, mm (in)				
Wheelbase				3052 (120.2)
Length				5040 (198.4)
Height				1510 (58.5)
Width				1905 (75.0)
Track (front/rear)				1611 (63.4) / 1620 (63.8)
Ground Clearance				124.1 (4.9) SE, SXT / 136.6 (5.4) R/T, R/T Road & Track
Turning Diameter (RWD/AWD), m (ft)				11.5 (37.7) RWD / 11.8 (38.7) AWD
INTERIOR, mm (in)			FRONT	REAR
Headroom			981 (38.6)	931 (36.6)
Headroom with Sunroof			938 (36.9)	931 (36.6)
Legroom			1061 (41.8)	1019 (40.1)
Shoulder Room			1510 (59.5)	1472 (57.9)
Hip Room			1428 (56.2)	1425 (56.1)
VOLUMES & CAPACITIES				
Fuel Tank Capacity, L (imp gal)				70 (15.4)
Total Interior Volume, L (cu ft)				2965 (104.7)
Cargo Room, Rear Seats Up, L (cu ft)				456 (16.1)
Interior Volume Index, L (cu ft)				3421 (120.8)



*All disclaimers and disclosures can be found on the inside back cover.

2014 CHRYSLER 300

PAINT



- A Billet Metallic
- B Bright White[†]
- C Deep Cherry Red Crystal Pearl
- D Gloss Black
- E Granite Crystal Metallic
- F Ivory Tri-Coat Pearl
- G Jazz Blue Pearl
- H Pewter Grey Pearl[†]
- I Phantom Black Tri-Coat Pearl

[†]Late/limited availability.

FABRIC



- A Premium Cloth – Black Standard on 300 Touring
- B Premium Cloth – Light Frost Standard on 300 Touring
- C Nappa Leather-faced – Light Frost Available on 300 Touring
- D Nappa Leather-faced – Black Standard on 300S, Available on 300 Touring
- E Nappa Leather-faced – Red with Silver accent stitching Standard on 300S
- F Nappa Leather-faced with perforated inserts – Black Standard on 300C
- G Nappa Leather-faced with perforated inserts – Light Frost Standard on 300C
- H Premium Nappa Leather-faced with perforated inserts – Black Standard on 300C Luxury Series
- I Premium Nappa Leather-faced with perforated inserts – Dark Frost/Light Frost Standard on 300C Luxury Series
- J Nappa Leather-faced with perforated inserts – Black with Silver accent stitching Standard on 300 SRT[†]
- K Nappa Leather-faced with perforated inserts – Red with Silver accent stitching Standard on 300 SRT
- L Laguna Leather – Sepia Available on 300 SRT

WHEELS



- A 17-inch Tech Silver aluminum Standard on Touring RWD (WFM)
- B 18-inch Chrome-clad aluminum Standard on 300C RWD, Available on 300 Touring RWD (WPN)
- C 20-inch Hyper Black aluminum Standard on 300S RWD (WRD)[†]
- D 19-inch Hyper Black aluminum Standard on 300S AWD (WHA)
- E 20-inch Satin Silver aluminum Standard on 300C Luxury Series RWD, Available on 300C RWD (WF9)
- F 20-inch aluminum SRT Design Standard on 300 SRT (WPF)
- G 20-inch aluminum SRT Design Standard on 300 SRT (WPF)
- H 20-inch Black Vapour Chrome aluminum SRT Design Available on 300 SRT (WPJ)

[†]Late/limited availability.

UCONNECT® MULTIMEDIA CENTRES

Uconnect 8.4 (RE2)

- 8.4-inch touch screen
- AM/FM/CD/DVD
- Auxiliary input jack
- Remote USB port
- SiriusXM satellite radio including one-year subscription*

Uconnect 8.4N (RB5)

- Uconnect 8.4 features plus:**
- Garmin® navigation*

*All disclaimers and disclosures can be found on the inside back cover.

2014 PRODUCT HIGHLIGHTS

- Best-in-class standard fuel economy⁽¹⁾ as good as 6.4 L/100 km (44 mpg) highway**
- Best-in-class standard V6 horsepower⁽¹⁾
- Class-exclusive⁽¹⁾ all-wheel drive including active transfer case with front axle disconnect — Available
- Keyless Enter 'n Go™ with proximity entry
- Six-month or 13,000-kilometre oil change intervals⁽²⁾
- The 2014 Chrysler 300 is a *Consumers Digest* “Best Buy”
- Uconnect® 8.4 multimedia centre with SiriusXM satellite radio* and available navigation*, hands-free communication and Bluetooth® streaming audio*

SAFETY & SECURITY

- Received a 5-Star Safety Rating from NHTSA in 2012, 2013 and 2014
- Over 70 available active and passive safety and security features
- Available advanced safety features include Adaptive Cruise Control*, Forward Collision Warning* and Blind-Spot Monitoring*
- Air bags* — Advanced multistage driver and front-passenger, supplemental front-seat-mounted side, supplemental side-curtain and driver's knee blocker



POWER AND FUEL ECONOMY

Based on 2014 *EnerGuide* fuel consumption ratings. Government of Canada test methods used. Your actual fuel consumption will vary based on driving habits and other factors. Ask your retailer for *EnerGuide* information.

					L/100 KM (MPG)	
RWD	TRANSMISSION	HORSEPOWER	TORQUE LB-FT	CITY	HIGHWAY	
3.6L Pentastar™ VVT V6	8-speed automatic	292	260	10.9 (26)	6.4 (44)	
3.6L Pentastar VVT V6 (300S)	8-speed automatic	300	260	10.9 (26)	6.4 (44)	
5.7L HEMI® VVT V8 MDS	5-speed automatic	363	394	14.1 (20)	7.8 (36)	
6.4L SRT® V8 MDS	5-speed automatic	470	470	15.0 (19)	8.7 (32)	
AWD	TRANSMISSION	HORSEPOWER	TORQUE	CITY	HIGHWAY	
3.6L Pentastar VVT V6	8-speed automatic	292	260	11.4 (25)	7.3 (39)	
3.6L Pentastar VVT V6 (300S)	8-speed automatic	300	260	11.4 (25)	7.3 (39)	
5.7L HEMI VVT V8	5-speed automatic	363	394	14.4 (20)	8.5 (33)	

SPECIFICATIONS

CURB WEIGHT, kg (lb)	3.6L PENTASTAR VVT V6	5.7L HEMI V8	6.4L HEMI V8
RWD	1828 (4029)	1962 (4326)	1979 (4365)
AWD	1921 (4235)	2048 (4515)	
GVWR, kg (lb)			
RWD	2313 (5100)	2426 (5350)	2427 (5350)
AWD	2495 (5500)	2495 (5500)	
TOWING, kg (lb) (when properly equipped)			
Towing Capacity (maximum)	454 (1000)		Not recommended
EXTERIOR, mm (in)			
Wheelbase	3053 (120.2)		3053 (120.2)
Overall Height (maximum), RWD/AWD	1491 (58.7) / 1504 (59.2)		1480 (58.3)
Front Track	1610 (63.4)		1610 (63.4)
Rear Track	1621 (63.8)		1603 (63.1)
Overall Width	1905 (75.0)		1885 (74.2)
Overall Length	5044 (198.6)		5088 (200.3)
Ground Clearance (minimum), RWD/AWD	119 (4.7) / 122 (4.8)		111 (4.4)
INTERIOR, mm (in)	FRONT	REAR	
Headroom	980 (38.6)	963 (37.9)	
Legroom	1062 (41.8)	1019 (40.1)	
Hip Room	1427 (56.2)	1425 (56.1)	
Shoulder Room	1511 (59.5)	1465 (57.7)	
VOLUMES & CAPACITIES			
Cargo Volume, L (cu ft)		461 (16.3)	
Interior Volume Index, L (cu ft)		3471 (122.6)	
Seating Capacity		5	
Fuel Tank, L (imp gal)		72 (15.9)	

*All disclaimers and disclosures can be found on the inside back cover. **For full fuel economy details, please see the Power and Fuel Economy chart above. ⁽¹⁾Based on Ward's 2014 Large Regular segmentation. Excludes other vehicles designed and manufactured by Chrysler Group LLC. ⁽²⁾Oil change intervals will vary based on excessive engine run times, operating conditions, maintenance schedules and driving habits.

CHRYSLER 300

TOURING STANDARD EQUIPMENT



POWERTRAIN

- 3.6L Pentastar™ Variable Valve Timing (VVT) V6 engine with 8-speed automatic transmission (22E)

INTERIOR AMENITIES

- Auto-dimming rearview mirror with microphone
- Dual-zone automatic temperature control with humidity sensor
- Electronic Vehicle Information Centre (EVIC)
- Full-length floor console with 12-volt power outlet
- Leather-wrapped steering wheel and shift knob
- Media Centre:
 - Auxiliary input jack for mobile devices and remote USB port
 - SiriusXM satellite radio including one-year subscription*
 - Uconnect® 8.4 multimedia centre with 6 speakers
- Power windows, front one-touch up and down
- Remote fuel door release and power trunk-lid release
- Seating:
 - Power 12-way driver's seat including lumbar adjust
 - Premium cloth seating, 60/40 split-folding rear seat
- Steering wheel-mounted cruise and audio controls
- Tilt/telescoping steering column

EXTERIOR FEATURES

- Acoustic windshield; front/rear solar-control glass
- Automatic, bi-functional halogen projector headlamps
- Body-colour exterior mirrors and door handles
- Chrome exterior accents and bright grille surround
- Dual rear exhaust with bright tips
- Fog lamps
- Power, heated mirrors; manual folding
- Wheels and Tires:
 - 17-inch Tech Silver aluminum wheels (RWD model)
 - P215/65R17 BSW all-season tires (RWD model)

SAFETY & SECURITY

- Active front head restraints*
- Electronic Stability Control (ESC)* with Hill Start Assist and All-Speed Traction Control
- Four-wheel disc antilock brakes (RWD model)
- Keyless Enter 'n Go™ with proximity entry
- Rain Brake Support and Ready Alert Braking
- Sentry Key® anti-theft engine immobilizer
- Seven air bags* including driver's knee blocker
- Tire pressure monitoring system

CAPABILITY & FUNCTIONALITY

- 2.65 rear axle ratio/200-mm rear axle
- Electro-hydraulic power steering; rack and pinion
- Four-wheel independent comfort suspension (RWD model)

OPTIONAL EQUIPMENT

- 22F CPOS
- All-wheel Drive (AWD) (22F only)
- Dual-pane Panoramic Sunroof (GWJ) (22F only)
- Hands-free Communication with Bluetooth® Streaming Audio*
- Limited Group (AJV) (22F only)
- Uconnect 8.4N Multimedia Centre with Garmin® Navigation* (RB5) (22F only)

AWD ADDS/DIFFERENCES

- 3.07 rear axle ratio
- 19-inch Satin Silver aluminum wheels
- Active transfer case with front axle disconnect
- Four-wheel independent suspension
- Hands-free communication with Bluetooth streaming audio*
- Leather-faced seats
- P235/55R19 BSE all-season Performance tires
- Performance 4-wheel disc antilock brakes

*All disclaimers and disclosures can be found on the inside back cover.

300S



POWERTRAIN

- 3.6L Pentastar VVT V6 with 8-speed automatic (22G)
- 5.7L HEMI® VVT V8 with Multi-Displacement System (MDS) and 5-speed automatic (29G)

ENHANCEMENTS vs. 300 TOURING

- 180-amp alternator
- Exterior:
 - Black chrome grille surround with black chrome bars
 - Black headlamp accents
 - Four-wheel independent touring suspension
- Illuminated rear cup holders
- Media Centre:
 - Beats Audio™ with 10 speakers and subwoofer
 - Hands-free communication with Bluetooth streaming audio*
- ParkView® Rear Back-up Camera*
- Remote start
- Seating:
 - 12-way power driver's and front-passenger seats including 4-way lumbar adjust
 - Nappa leather-faced seating with heated front seats
- Security alarm
- Sport mode
- Steering wheel-mounted paddle shifters
- Universal garage door opener*
- Wheels and Tires:
 - 20-inch Hyper Black aluminum wheels (RWD model)
 - P245/45R20 BSW all-season Performance Firestone® tires (RWD model)

OPTIONAL EQUIPMENT

- Black Painted Roof (MXS)
- Dual-pane Panoramic Sunroof (GWJ)
- Light Group (ADA)
- Luxury Group (AFF)
- SafetyTec™ Group (AC5)
- Uconnect 8.4N Multimedia Centre with Navigation* (RB5)

AWD ADDS/DIFFERENCES

- 3.06 rear axle ratio (with 5.7L V8)
- 3.07 rear axle ratio (with 3.6L V6)
- 19-inch Hyper Black aluminum wheels
- Active transfer case with front axle disconnect
- Four-wheel independent suspension
- P235/55R19 BSW all-season Performance tires
- Performance 4-wheel disc antilock brakes

300C



POWERTRAIN

- 3.6L Pentastar VVT V6 with 8-speed automatic (22T)
- 5.7L HEMI VVT V8 with MDS and 5-speed automatic (29T)

ENHANCEMENTS vs. 300 TOURING

- 180-amp alternator
- Driver and passenger lower LED lamps
- Driver's memory: radio, seat, pedals, exterior mirrors
- Exterior:
 - Auto-adjust-in-Reverse exterior driver's mirror
 - Auto-dimming exterior driver's mirror
 - Bright door handles
 - Chrome, power, multifunction, manual folding mirrors
- Front and rear LED map pockets
- Front door sill scuff pads
- Heated/cooled front console cup holders
- Heated wood/leather-wrapped steering wheel
- Illuminated rear cup holders
- Media Centre:
 - Hands-free communication with Bluetooth streaming audio*
 - Six premium Alpine® speakers with 276-watt amplifier
- ParkView Rear Back-up Camera*
- Power backlight sunshade
- Power tilt/telescoping steering column
- Remote start
- Seating:
 - 12-way power driver's and front-passenger seats including 4-way lumbar adjust
 - Nappa leather-faced heated 1st- and 2nd-row seats
 - Ventilated front seats
- Security alarm
- Trunk mat
- Universal garage door opener*
- Wheels and Tires:
 - 18-inch Chrome-clad aluminum wheels (RWD model)
 - P225/60R18 BSW Touring tires (RWD model)

OPTIONAL EQUIPMENT

- 20-inch Satin Silver Aluminum Wheels (WF9)
- Beats Audio (AA5)
- Dual-pane Panoramic Sunroof (GWJ)
- harman/kardon® Audio Group (AY1)
- Light Group (ADA)
- SafetyTec Group (AC5)
- Uconnect 8.4N Multimedia Centre with Garmin Navigation* (RB5)

AWD ADDS/DIFFERENCES

- 3.06 rear axle ratio (with 5.7L V8)
- 3.07 rear axle ratio (with 3.6L V6)
- 19-inch Satin Silver aluminum wheels
- Active transfer case with front axle disconnect
- Four-wheel independent suspension
- P235/55R19 BSW all-season Performance tires
- Performance 4-wheel disc antilock brakes



300C LUXURY SERIES



POWERTRAIN

- 3.6L Pentastar™ VVT V6 with 8-speed automatic (22R)
- 5.7L HEMI® VVT V8 with Multi-Displacement System (MDS) and 5-speed automatic (29R)

ENHANCEMENTS vs. 300C

- Exterior:
 - Four-wheel independent touring suspension
 - Platinum chrome exterior mirrors
 - Platinum chrome mesh grille and door handles
- Luxury front and rear floor mats
- Luxury steering wheel
- Premium leather interior trim
- Premium Nappa leather-faced seats
- Sport mode
- Steering wheel-mounted paddle shifters
- Wheels and Tires:
 - 20-inch Satin Silver aluminum wheels (RWD model)
 - P245/45R20 BSW all-season Performance tires (RWD model)

OPTIONAL EQUIPMENT

- Beats Audio™ (AA5)
- Dual-pane Panoramic Sunroof (GWJ)
- harman/kardon® Audio Group (AY1)
- Light Group (ADA)
- SafetyTec™ Group (AC5)
- Uconnect® 8.4N with Garmin® Navigation* (RB5)

AWD ADDS/DIFFERENCES

- 3.06 rear axle ratio (with 5.7L V8)
- 3.07 rear axle ratio (with 3.6L V6)
- 19-inch Satin Silver aluminum wheels
- Active transfer case with front axle disconnect
- Four-wheel independent suspension
- P235/55R19 BSW all-season Performance tires
- Performance 4-wheel disc antilock brakes

SRT®



POWERTRAIN

- 6.4L HEMI V8 with MDS and 5-speed automatic (21X)

ENHANCEMENTS vs. 300C LUXURY SERIES

- 3.06 rear axle ratio
- 220-amp alternator
- 226-mm rear axle
- Bright pedals
- Engine oil cooler
- Exterior:
 - Adaptive Bi-xenon HID headlamps with automatic high-beam control
 - Automatic headlamp levelling system
 - Black headlamp accents
 - Body-colour fascia, door handles, exterior mirrors and spoiler
 - Body-colour, power, multifunction, manual folding mirrors
 - Brembo® 4-piston calipers painted silver
 - Brembo performance brakes
 - Bright surround/gloss black grille
 - Four-wheel independent high-performance suspension
 - High-performance, adaptive damping suspension
- Flat-bottom leather-wrapped steering wheel
- Knock-back mitigation
- Nappa leather-faced seats with perforated suede inserts
- Park-Sense® Front and Rear Park Assist System*
- Performance-tuned steering
- Rain-sensing windshield wipers
- Real carbon-fibre interior accents
- Severe-duty engine cooling
- Sport mode three
- Three-mode Electronic Stability Control*
- Tire service kit (replaces compact spare)
- Uconnect 8.4N multimedia centre with Garmin navigation* and SRT Performance Pages
- Wheels and Tires:
 - 20-inch aluminum SRT design wheels
 - P245/45ZR20 all-season Performance Goodyear® tires

OPTIONAL EQUIPMENT

- 20-inch Black Vapour Chrome Aluminum SRT Design Wheels (WPI)
- P245/45ZR20 BSW Performance Tires (TVH)
- Black Painted Roof (MXS)
- Black Vapour Chrome Group (AED)
- Dual-pane Panoramic Sunroof (GWJ)
- harman/kardon Audio Group (AY1)
- Laguna Leather Package (AJC)
- Leather Interior Group (AJD)
- SafetyTec Group (AC5)

PACKAGE DETAILS

5.7L HEMI VVT V8 (EZH)

- 215-mm rear axle
- Performance 4-wheel disc antilock brakes
- Performance 4-wheel independent suspension

22F CPOS

- Hands-free communication with Bluetooth® streaming audio*
- Heated front seats
- Illuminated rear cup holders
- Nappa leather-faced bucket seating

BEATS AUDIO (AA5)

- 10 premium speakers including subwoofer
- 552-watt amplifier

BLACK VAPOUR CHROME GROUP (AED)

- 20-inch Black Vapour Chrome aluminum wheels
- Black chrome/gloss black grille
- Body-colour fascia with black chrome accents
- Gloss black daylight openings

HARMAN/KARDON AUDIO GROUP (AY1)

- 19 premium speakers including subwoofer
- 900-watt amplifier

NOTE: Deletes power backlight sunshade

LAGUNA LEATHER PACKAGE (AJC)

- Premium Laguna leather-faced seating in Sepia

LEATHER INTERIOR GROUP (AJD)

- Luxury front and rear floor mats
- Premium leather interior trim

LIGHT GROUP (ADA)

- Adaptive Bi-xenon HID headlamps
- Auto-levelling headlamps
- Automatic high-beam control
- Rear fog lamps

LIMITED GROUP (AJV)


- 18-inch Chrome-clad aluminum wheels (Touring only)
- Centre High-mounted Stop Light (CHMSL)
- Compact spare tire (Touring only)
- P225/60R18 BSW Touring Firestone® tires (Touring only)
- ParkView® Rear Back-up Camera*
- Power driver/front-passenger seats with 4-way power lumbar adjust
- Remote start system
- Security alarm
- Universal garage door opener*

LUXURY GROUP (AFF)

- Auto-adjust-in-Reverse exterior mirrors
- Auto-dimming exterior driver's mirror
- Door sill scuff pads
- Driver and front-passenger lower LED lamps
- Driver's memory: radio, seat, exterior mirror
- Front and rear LED map pockets
- Heated 2nd-row seats
- Heated/cooled front console cup holders
- Heated steering wheel
- Power-adjustable pedals with memory
- Power backlight sunshade
- Power, heated multifunction mirrors; manual folding
- Power tilt/telescoping steering column
- Trunk mat

SAFETYTEC GROUP (AC5)

- Adaptive Cruise Control (ACC)*
- Blind-Spot Monitoring* with Rear Cross-Path Detection*
- Exterior mirrors with supplemental signals and courtesy lamps
- Forward Collision Warning (FCW)*
- Park-Sense Front and Rear Park Assist System*
- Power, heated multifunction exterior mirrors; manual folding
- Rain-sensing windshield wipers



DODGE CHALLENGER

ALL-NEW 2015 PRODUCT HIGHLIGHTS

INTERIOR INCLUDES:

- All-new cleanly executed instrument panel
- New 7-inch customizable in-cluster display
- All-new gauge cluster features an analogue speedometer and tachometer that straddle the in-cluster display providing a heritage-inspired "tic-toc-tach" look with throwback radial numbering and concave shape
- New Uconnect® multimedia centre with standard 5-inch or available 8.4-inch touch screen
- New electronic shifter
- New Dodge race-inspired heated leather-wrapped steering wheel with available paddle shifters
- New heated and ventilated performance seats available in Nappa leather and Alcantara® suede
- Fourteen all-new interiors with new retro colours, including Houndstooth, Tungsten Torque, Ballistic II premium cloth, and Pearl White or Ruby Red leather sport seats

EXTERIOR INCLUDES:

- 1971-inspired design features refined exterior styling updates
- New split grille
- More pronounced and functional power bulge hood
- LED halo headlamps
- Split LED taillamps
- Retro and high-impact exterior colours ranging from Sublime and B5 Blue to TorRed
- Nine wheel options, including new 20-inch lightweight forged aluminum wheels in Hyper Black II finish paired with 9-inch-wide tires



*All disclaimers and disclosures can be found on the inside back cover.

PERFORMANCE ENHANCEMENTS

- New standard TorqueFlite® eight-speed automatic transmission which provides improved performance and fuel economy
- New 6.4-liter HEMI® V8 with an estimated 485 horsepower and 475 lb-ft of torque (six-speed manual or eight-speed automatic) — Available
- Available Brembo® four-piston high-performance brakes reduce stopping distance
- New launch control improves offline acceleration performance
- All-new Dodge Performance Pages provide configurable drive modes — Available
- Standard Sport mode adjusts throttle, transmission and steering performance
- New Electric Power Steering now provides three driver-selectable steering modes: Normal, Comfort and Sport

SAFETY & SECURITY

OFFERS MORE THAN 70 STANDARD AND AVAILABLE FEATURES INCLUDING:

- New ParkView® Rear Back-up Camera*
- New Adaptive Cruise Control*
- New Blind-Spot Monitoring* and Rear Cross-Path Detection*
- New Forward Collision Warning*
- Advanced multistage front air bags*, supplemental front-seat-mounted side air bags* and side-curtain air bags*
- Three-mode Electronic Stability Control* with "Full Off" mode
- All-new rain-sensing wipers
- Automatic high-beam headlamp control



*All disclaimers and disclosures can be found on the inside back cover.



SPORT UTILITY

SPORT UTILITY COMPARISONS

COMPASS



PATRIOT



WRANGLER



MODELS	SPORT, NORTH, LIMITED	SPORT, NORTH, LIMITED	SPORT B, SPORT, SAHARA,* RUBICON*
ENGINE/HORSEPOWER/ TORQUE, lb-ft	2.0L I-4 DOHC 4x2 / 158 / 141 2.4L I-4 DOHC 4x2 and 4x4 / 172 / 165 2.4L I-4 DOHC TRAIL RATED* 4x4 / 172 / 165	2.0L I-4 DOHC 4x2 / 158 / 141 2.4L I-4 DOHC 4x2 and 4x4 / 172 / 165 2.4L I-4 DOHC TRAIL RATED 4x4 / 172 / 165	3.6L PENTASTAR™ VVT V6 / 285 / 260
TRANSMISSION	5-SPEED MANUAL / 6-SPEED AUTOMATIC / CVT2	5-SPEED MANUAL / 6-SPEED AUTOMATIC / CVT2	6-SPEED MANUAL / 5-SPEED AUTOMATIC
SEATING CAPACITY	5	5	WRANGLER: 4 WRANGLER UNLIMITED: 5
GVWR, kg (lb)	4x2: 2012 (4435) 4x4: 2075 (4575)	4x2: 2012 (4435) 4x4: 2075 (4575)	WRANGLER – SPORT: 2223 (4900) SAHARA: 2268 (5000), RUBICON: 2313 (5100) WRANGLER UNLIMITED – SPORT: 2449 (5400) SAHARA: 2494 (5500), RUBICON: 2585 (5700)
TOWING CAPACITY, kg (lb) (when properly equipped)	454 (1000) WITH TRAILER TOW PREP GROUP: 907 (2000)	454 (1000) WITH TRAILER TOW PREP GROUP: 907 (2000)	WRANGLER: 907 (2000) WRANGLER UNLIMITED: 1588 (3500)
WHEELBASE, mm (in)	2634 (103.7)	2634 (103.7)	WRANGLER: 2423 (95.4) WRANGLER UNLIMITED: 2946 (116)
OVERALL HEIGHT, mm (in)	1651 (65.0)	1696 (66.8)	HARDTOP: 1801 (70.9) SOFT TOP: 1826 (71.9)
TRACK, mm (in) (front/rear)	1519 (59.8) / 1519 (59.8)	1519 (59.8) / 1519 (59.8)	1572 (61.9) / 1572 (61.9)
OVERALL WIDTH INCLUDING MIRRORS, mm (in)	1814 (71.4)	1757 (69.2)	1872 (73.7)
OVERALL LENGTH, mm (in)	4448 (175.1)	4414 (173.8)	WRANGLER: 3881 (152.8) WRANGLER UNLIMITED: 4404 (173.4)
GROUND CLEARANCE, mm (in)	206 (8.1) 4x4 WITH FREEDOM DRIVE II*: 231 (9.1)	205 (8.1) 4x4 WITH FREEDOM DRIVE II: 231 (9.1)	WRANGLER – SPORT: 224 (8.8) SAHARA: 261 (10.3), RUBICON: 259 (10.2) WRANGLER UNLIMITED – SPORT: 221 (8.7) SAHARA: 259 (10.2), RUBICON: 256 (10.1)
HEADROOM, mm (in) (front/2nd/3rd)	1034 (40.7) / 1013 (39.9) / N/A	1041 (41.0) / 1013 (39.9) / N/A	WRANGLER: 1049 (41.3) / 1024 (40.3) / N/A WRANGLER UNLIMITED: 1049 (41.3) / 1026 (40.4) / N/A
LEGROOM, mm (in) (front/2nd/3rd)	1031 (40.6) / 1001 (39.4) / N/A	1031 (40.6) / 1001 (39.4) / N/A	WRANGLER: 1039 (40.9) / 879 (34.6) / N/A WRANGLER UNLIMITED: 1039 (41) / 944 (37.2) / N/A
HIP ROOM, mm (in) (front/2nd/3rd)	1328 (52.3) / 1295 (51.0) / N/A	1328 (52.3) / 1295 (51.0) / N/A	WRANGLER: 1412 (55.6) / 1135 (44.7) / N/A WRANGLER UNLIMITED: 1412 (55.6) / 1440 (56.7) / N/A
SHOULDER ROOM, mm (in) (front/2nd/3rd)	1387 (54.6) / 1372 (54.0) / N/A	1384 (54.5) / 1371 (54.0) / N/A	WRANGLER: 1417 (55.8) / 1135 (44.7) / N/A WRANGLER UNLIMITED: 1417 (55.8) / 1443 (56.8) / N/A
CARGO VOLUME, L (cu ft) (behind front/2nd/3rd)	1518 (53.6) / 1643 (22.7)	1515 (53.5) / 1651 (25.0)	WRANGLER: 1557 (55) / 362 (12.8) WRANGLER UNLIMITED: 1999 (70.6) / 891 (31.5)
VOLUME INDEX, L (cu ft)	3511 (124)	3523 (124.4)	N/A
FUEL TANK CAPACITY, L (imp gal)	4x2: 51.5 (11.4) 4x4: 51.1 (11.3)	4x2: 51.5 (11.4) 4x4: 51.1 (11.3)	WRANGLER: 70.4 (15.4) WRANGLER UNLIMITED: 85.2 (18.7)

CHEROKEE

GRAND CHEROKEE

DURANGO



SPORT, NORTH, LIMITED, TRAILHAWK®

LAREDO, LIMITED, OVERLAND®, SUMMIT®, SRT®

SXT, RALLYE, LIMITED, R/T, CITADEL

MODELS

2.4L I-4 TIGERSHARK™ MULTIAIR® / 184 / 171
3.2L PENTASTAR™ VVT V6 / 271 / 239

3.6L PENTASTAR VVT V6 / 290 / 260
5.7L VVT V8 / 360 / 390
3.0L ECODIESEL V6 / 240 / 420
6.4L V8 MDS / 470 / 465

3.6L PENTASTAR VVT V6 / 290 / 260
3.6L PENTASTAR VVT V6 RALLYE / 295 / 260
5.7L HEMI® VVT V8 / 360 / 390

**ENGINE/HORSEPOWER/
TORQUE, lb-ft**

9-SPEED AUTOMATIC

8-SPEED AUTOMATIC

8-SPEED AUTOMATIC

TRANSMISSION

5

5

7 (6 WITH 2ND-ROW CAPTAIN'S CHAIRS)

SEATING CAPACITY

2.4L – 4x2: 2290 (5050), 4x4: 2494 (5500)
3.2L – 4x2: 2494 (5500), 4x4: 2494 (5500)

3.6L: 2948 (6500)
5.7L: 3084 (6800)
3.0L: 3084 (6800)
6.4L: 2948 (6500)

3.6L: 2948 (6500)
5.7L: 3221 (7100)

GVWR, kg (lb)

907 (2000)
3.2L WITH TRAILER TOW GROUP: 2041 (4500)

3.6L: 2812 (6200)
5.7L: 3265 (7200)
3.0L: 3265 (7200)
6.4L: 3265 (7200)

3.6L: 2812 (6200)
5.7L: 3265 (7200)

TOWING CAPACITY, kg (lb)
(when properly equipped)

4x2: 2700 (106.3)
JEEP® ACTIVE DRIVE I and II 4x4: 2700 (106.3)
JEEP ACTIVE DRIVE LOCK 4x4: 2718 (107)

2915 (114.8)

3043 (119.8)

WHEELBASE, mm (in)

4x2: 1669 (65.7)
JEEP ACTIVE DRIVE I: 1681 (66.2)
JEEP ACTIVE DRIVE II: 1709 (67.3)
JEEP ACTIVE DRIVE LOCK: 1722 (67.8)

AT ROOF RAIL: 1761 (69.3)
AT ANTENNA: 1779 (70.0)

AT ROOF RAIL: 1801 (70.9)
AT ANTENNA: 1847 (72.7)

OVERALL HEIGHT, mm (in)

4x2: 1575 (62) / 1572 (61.9)
JEEP ACTIVE DRIVE I 4x4: 1575 (62) / 1572 (61.9)
JEEP ACTIVE DRIVE II 4x4: 1593 (62.7) / 1594 (62.7)
JEEP ACTIVE DRIVE LOCK 4x4: 1613 (63.5) / 1614 (63.5)

1623 (63.9) / 1627 (64.1)
SRT: 1618 (63.7) / 1633 (64.3)

1623 (63.9) / 1628 (64.1)

TRACK, mm (in)
(front/rear)

1859 (73.2) / TRAILHAWK: 1902 (74.9)

2154 (84.8) / SRT: 2156 (84.9)

2172 (85.5)

**OVERALL WIDTH INCLUDING
MIRRORS, mm (in)**

4623 (182)

4822 (189.8) / SRT: 4859 (191.3)

5110 (201.2)

OVERALL LENGTH, mm (in)

4x2: 145 (5.7)
JEEP ACTIVE DRIVE I and JEEP ACTIVE DRIVE II:
201 (7.9)
JEEP ACTIVE DRIVE LOCK: 224 (8.8)

STANDARD SUSPENSION: 218 (8.6)
QUADRA-LIFT® AIR SUSPENSION AT
OFF-ROAD 2: 264 (10.4)
SRT: 210 (8.3)

206 (8.1)

GROUND CLEARANCE, mm (in)

1001 (39.4) / 978 (38.5) / N/A

1013 (39.9) / 995 (39.2) / N/A

1013 (39.9) / 1011 (39.8) / 960 (37.8)

HEADROOM, mm (in)
(front/2nd/3rd)

1044 (41.1) / 1024 (40.3) / N/A

1025 (40.3) / 981 (38.6) / N/A

1024 (40.3) / 980 (38.6) / 800 (31.5)

LEGROOM, mm (in)
(front/2nd/3rd)

1366 (53.8) / 1267 (49.9) / N/A

1449 (57.0) / 1428 (56.2) / N/A

1448 (57.0) / 1087 (42.8) / 1087 (42.8)

HIP ROOM, mm (in)
(front/2nd/3rd)

1463 (57.6) / 1399 (55.1) / N/A

1491 (58.7) / 1474 (58.0) / N/A

1486 (58.5) / 1280 (50.4) / 1280 (50.4)

SHOULDER ROOM, mm (in)
(front/2nd/3rd)

1554 (54.9) / 841 (29.7) / N/A

1934 (68.3) / 1027 (36.3) / N/A
SRT: 1945 (68.7) / 993 (35.1) / N/A

2393 (84.5) / 1350 (47.7) / 487 (17.2)

CARGO VOLUME, L (cu ft)
(behind front/2nd/3rd)

N/A

N/A

3840 (135.6)

VOLUME INDEX, L (cu ft)

60 (13.1)

93.1 (20.4)

93.1 (20.4)

**FUEL TANK CAPACITY,
L (imp gal)**



JEEP® RENEGADE

SAFETY & SECURITY

- Electric park brake
- Forward Collision Warning with Active Braking* — Available
- Lane Departure Warning with Lane Keep Assist*
- Park-Sense® Rear Park Assist* — Available
- ParkView® Rear Back-up Camera* — Available
- Remote keyless entry with panic alarm
- Seven air bags* including supplemental driver's knee blocker air bag

TECHNOLOGY

- GPS navigation system* — Available
- Premium 9-speaker audio system — Available
- Seven-inch full-colour customizable in-cluster display centre — Available
- Uconnect® multimedia centres with touch-screen display hands-free communication and Bluetooth® streaming audio* — Available

AUTHENTIC 4x4 CAPABILITY

- Best-in-class⁽¹⁾ ground clearance of 221 mm (8.7 inches)
- Class-exclusive⁽¹⁾ available factory tow package
- Class-exclusive⁽¹⁾ rear axle disconnect standard on 4x4 models
- Jeep Active Drive 4x4 System
- Jeep Active Drive Low 4x4 System on Trailhawk® models
- Renegade Trailhawk:
 - Trail Rated® with 20:1 crawl ratio
 - Red tow hooks
 - Skid plates
 - Off-road fascias
 - Black accent roof
 - Roof rails
- Selec-Terrain® Traction Management System with five modes providing the best 4x4 performance in its class⁽¹⁾
- Up to 907 kg (2000 lb) towing⁽²⁾



*All disclaimers and disclosures can be found on the inside back cover. ⁽¹⁾Jeep "small SUV" sub-segmentation based on small sport and cross utility vehicles including Nissan Juke, Mini Paceman and Buick Encore.
⁽²⁾When properly equipped with available Trailer Tow Group.

2015 PRODUCT HIGHLIGHTS

- Best-in-class⁽²⁾ off-road capability thanks to two all-new 4x4 systems:
 - Jeep® Active Drive – full-time 4x4 system
 - Jeep Active Drive Low – class-exclusive* full-time 4x4 system with 20:1 crawl ratio
- Best-in-class towing of up to 907 kg (2000 lb)⁽³⁾
- Renegade Trailhawk® model delivers best-in-class⁽²⁾ 4x4 Trail Rated® capability with class-exclusive* Jeep Active Drive Low, which includes 20:1 crawl ratio and Jeep Selec-Terrain® System
- Renegade features up to 70 available advanced safety and security features
- Choice of two fuel-efficient engines – 2.4-litre Tigershark™ I-4 engine with MultiAir® paired to the segment's first nine-speed automatic transmission, or 1.4-litre MultiAir I-4 Turbo engine with six-speed manual transmission
- All-new “small-wide 4x4 architecture” combines best-in-class⁽²⁾ off-road capability with world-class on-road driving dynamics
- Technology once limited to premium SUVs: award-winning Uconnect® touch-screen radios and the segment's largest⁽¹⁾ full-colour instrument cluster
- Nothing else like it: Renegade displays a powerful stance with aggressive wheel-to-body proportions, plus two class-exclusive⁽²⁾ My Sky™ open-air roof systems

POWERTRAIN

- 1.4L MultiAir I-4 Turbo engine
- 2.4L Tigershark I-4 engine
- Nine-speed automatic transmission
- Six-speed manual transmission

CLASSIC JEEP STYLING DESIGN


- All-new interior crafted in high-quality materials and inspired colours
- Class-exclusive⁽¹⁾ removable, reversible and height-adjustable cargo panel
- Best-in-class⁽¹⁾ interior volume headroom and shoulder room
- Class-exclusive⁽¹⁾ My Sky open-air roof
- Fold-forward front-passenger seat
- 60/40 or 40/20/40 folding rear seat
- Rugged body, unique details and Jeep brand design cues



*All disclaimers and disclosures can be found on the inside back cover. ⁽¹⁾Jeep “small SUV” sub-segmentation based on small sport and cross utility vehicles including Nissan Juke, Mini Paceman and Buick Encore. ⁽²⁾Jeep “small SUV” sub-segmentation based on small sport and cross utility vehicles including Nissan Juke, Mini Countryman, Mini Paceman and Buick Encore. Best-in-class 4x4 capability based on Jeep B-SUV offering low-range power transfer unit (PTU) with 20:1 crawl ratio, low-range 4x4 capability. ⁽³⁾Jeep “small SUV” sub-segmentation based on small sport and cross-utility vehicles including Nissan Juke, Mini Paceman and Buick Encore. When properly equipped with available Trailer Tow Group.


JEEP® COMPASS

PAINT




- A Billet Metallic
- B Black
- C Bright White
- D Deep Cherry Red Crystal Pearl
- E Eco Green Pearl
- F Granite Crystal Metallic
- G Maximum Steel Metallic
- H True Blue Pearl

FABRIC



- A Cloth – Dark Slate Grey with Grey accent stitching Standard on Sport
- B Cloth – Light Pebble Beige with Beige accent stitching Standard on Sport
- C Sport Mesh Cloth/McKinley Vinyl – Dark Slate Grey with Light Slate Grey accent stitching Standard on North Edition
- D Sport Mesh Cloth/McKinley Vinyl – Light Pebble Beige with Tangerine accent stitching Standard on North Edition
- E Leather-faced with perforated inserts – Dark Slate Grey with Light Slate Grey accent stitching Standard on Limited
- F Leather-faced with perforated inserts – Light Pebble Beige with Light Pebble Beige accent stitching Standard on Limited
- G Leather-faced with perforated inserts – Saddle Tan with Light Frost accent stitching Standard on Limited

WHEELS



- A 16-inch machine-faced aluminum Standard on Sport with 2.0L (WNF)
- B 17-inch aluminum Standard on Sport with 2.4L and North Edition, Available on Limited with Freedom Drive II® Off-Road Group, Available on Sport with 2.0L (WFW)
- C 18-inch aluminum with Painted pockets Standard on Limited (WPT)
- D 18-inch Chrome-clad aluminum Available on Limited (WPN)
- E 18-inch aluminum Available on Limited (WPC)

Uconnect® MULTIMEDIA CENTRES

Uconnect 130 (RES)

- AM/FM/CD/MP3
- Auxiliary input jack for mobile devices

Uconnect 230 (REQ)

- Uconnect 130 features plus:**
- Six-CD/DVD player

Uconnect 430 (RBZ)

- Uconnect 230 features plus:**
- 6.5-inch touch screen
 - 28GB hard drive
 - DVD playback capability

Uconnect 430N (RHB)

- Uconnect 430 features plus:**
- Navigation*

*All disclaimers and disclosures can be found on the inside back cover.

2015 PRODUCT HIGHLIGHTS

- One of the most affordable SUVs in Canada⁽¹⁾
- A long and enviable lineage of capability and comfort
- Best-in-class rear-seat legroom⁽²⁾
- Classic Jeep® styling, plus features like black headlamp treatments, available bright mesh grille insert, chrome fog lamp accents, sunroof and deep-tint sunscreen glass
- Most capable 4x4 in its class⁽³⁾

SAFETY & SECURITY

- Air Bags* — Advanced multistage front and supplemental side-curtain and supplemental front-seat-mounted — Standard
- Antilock brakes with rough-road detection — Standard
- Brake Assist — Standard
- Electronic Stability Control* with Electronic Roll Mitigation — Standard
- Hands-free communication with Bluetooth®* — Available
- ParkView® Rear Back-up Camera* — Available
- Tire pressure monitoring warning lamp — Standard

POWER AND FUEL ECONOMY

Based on 2014 *EnerGuide* fuel consumption ratings. Government of Canada new 5-cycle and old 2-cycle test methods used. Your actual fuel consumption will vary based on driving habits and other factors. For *EnerGuide* information, please ask your retailer or visit the Government of Canada Web site: www.vehicles.nrcan.gc.ca

ENGINE	TRANSMISSION	HORSEPOWER	TORQUE (LB-FT)	L/100 KM (MPG)			
				NEW (5-CYCLE)		OLD (2-CYCLE)	
				CITY	HIGHWAY	CITY	HIGHWAY
2.0L I-4 DOHC (4x2)	5-speed manual	158	141	10.2 (28)	7.8 (36)	8.9 (32)	6.6 (43)
2.4L I-4 DOHC (4x2)	5-speed manual	172	165	10.3 (27)	8.3 (34)	9.0 (31)	7.0 (40)
2.4L I-4 DOHC (4x2)	6-speed automatic	172	165	11.1 (25)	8.3 (34)	9.8 (29)	7.0 (40)
2.4L I-4 DOHC (4x4)	5-speed manual	172	165	10.3 (27)	8.4 (34)	9.0 (31)	7.0 (40)
2.4L I-4 DOHC (4x4)	6-speed automatic	172	165	11.4 (25)	8.7 (32)	10.0 (28)	7.4 (38)
2.4L I-4 DOHC Trail Rated® (4x4)	CVT2	172	165	11.7 (24)	10.3 (27)	10.3 (27)	8.7 (32)

SPECIFICATIONS

CURB WEIGHT, kg (lb)	4x2	4x4
	2.0L Manual Transmission	1405 (3097)
2.4L Manual Transmission	1410 (3108)	1497 (3260)
2.4L Automatic Transmission	1448 (3192)	1517 (3345)
2.4L CVT2 Transmission		1521 (3354)
GVWR, kg (lb)		
	GVWR	2011 (4435)
2075 (4475)		
TOWING, kg (lb)		
	With Trailer Tow Prep Group/Standard	907 (2000) / 454 (1000)
907 (2000) / 454 (1000)		
EXTERIOR, mm (in)	FRONT	REAR
	Wheelbase	2634 (103.7)
2634 (103.7)	Overall Height	1651 (65.0)
1651 (65.0)	Front Track	1519 (59.8)
1519 (59.8)	Rear Track	1519 (59.8)
1519 (59.8)	Overall Width	1814 (71.4)
1814 (71.4)	Overall Length	4448 (175.1)
4448 (175.1)	Ground Clearance/4WD with Freedom Drive II®	206 (8.1) / 231 (9.1)
206 (8.1) / 231 (9.1)		
INTERIOR, mm (in)	FRONT	REAR
	Headroom	1034 (40.7)
1034 (40.7)	Legroom	1031 (40.6)
1031 (40.6)	Hip Room	1328 (52.3)
1328 (52.3)	Shoulder Room	1387 (54.6)
1387 (54.6)		
VOLUMES & CAPACITIES	4x2	4x4
	Cargo, Rear Seat Up, L (cu ft)	643 (22.7)
643 (22.7)	Cargo, Rear Seat Folded and Front-passenger Seat Folded, L (cu ft)	1518 (53.6)
1518 (53.6)	Seating Capacity	5
5	Interior Volume, L (cu ft)	2868 (101.3)
2868 (101.3)	Fuel Tank, L (imp gal)	51.5 (11.4)
51.5 (11.4)		

*All disclaimers and disclosures can be found on the inside back cover. ⁽¹⁾Based on 2014 *Ward's* Small Sport and Cross/Utility segmentation and MSRPs of base models. ⁽²⁾Based on 2014 *Ward's* Small Cross/Utility segmentation.

⁽³⁾Based on 2014 *Ward's* Small Cross/Utility segmentation: approach angle, departure angle, breakover angle and water fording depth. Excludes other vehicles designed and manufactured by Chrysler Group LLC.

JEEP COMPASS

SPORT STANDARD EQUIPMENT



POWERTRAIN

- 2.0L I-4 DOHC 16V Dual VVT with 5-speed manual (4x2 — 2BD)
- 2.4L I-4 DOHC 16V Dual VVT/6-speed automatic (2GD)
- 2.4L I-4 DOHC 16V Dual VVT with 5-speed manual (25D)
- 2.4L I-4 DOHC 16V Dual VVT/CVT2 (4x4 — 28D)

INTERIOR AMENITIES

- 12-volt auxiliary power outlet
- Air filtering
- Auxiliary input jack for mobile devices
- Bright interior accents
- Fold-flat load floor storage
- Full-length floor console and sliding armrest
- Illuminated front cup holders
- Luxury front and rear floor mats
- Map/dome reading lamps
- Outside temperature display
- Seating:
 - Premium cloth seats
 - Rear 60/40 folding seats
- Steering wheel-mounted cruise control
- Tilt steering column
- Uconnect® 130 with four speakers

EXTERIOR FEATURES

- Acoustic-glass windshield with solar-control glass
- Bright side roof rails
- Halogen headlamps with black accents
- Lower bodyside accent cladding
- Manual foldaway mirrors
- Premium fog lamps
- Rear window defroster, wiper and washer
- Wheels and Tires:
 - 16-inch Machine-faced aluminum wheels (2.0L)
 - 17-inch aluminum wheels (2.4L)
 - P215/60R17 BSW all-season Touring Firestone® tires

SAFETY & SECURITY

- Active front head restraints*
- Air Bags:
 - Advanced multistage front air bags*
 - Supplemental front-seat-mounted side air bags*
 - Supplemental side-curtain air bags*
- Electronic Stability Control (ESC)* with Electronic Roll Mitigation and Brake Assist
- Engine block heater
- Four-wheel disc antilock brakes (4x4)
- Four-wheel front disc and rear drum antilock brakes (4x2)
- Hill Start Assist (with 5-speed manual)
- Sentry Key® anti-theft engine immobilizer
- Tire pressure monitoring warning lamp

CAPABILITY & FUNCTIONALITY

- 120-amp alternator
- 525-amp maintenance-free battery
- Compact spare tire
- Firm-feel power steering
- Rear stabilizer bar
- Touring suspension

OPTIONAL EQUIPMENT

- 17-inch Aluminum Wheels (WFW) and P225/60R17 All-season Tires (with 2.0L engine) (TTU)
- Air Conditioning (HAA)
- Freedom Drive II® Off-Road Group (4x4 only) (AWL)
- Full-size Spare Tire (TBB)
- Manual Driver's Lumbar Adjust (Fleet only) (CDL)
- Mopar® Chrome Accents Group (AEE)
- Mopar Interior Appearance Group (ACX)
- Mopar Katzkin™ Leather Seats (CBK)
- Mopar Trailer Tow Group (AHT)
- SiriusXM Satellite Radio Group with One-year Subscription* (AEY)
- Soft Tonneau Cover (Fleet only) (CSU)
- Uconnect 230 (REQ)

NORTH EDITION



POWERTRAIN

- 2.4L I-4 DOHC 16V Dual VVT/6-speed automatic (2GE)
- 2.4L I-4 DOHC 16V Dual VVT/CVT2 (4x4 — 28E)

ENHANCEMENTS vs. SPORT

- 115-volt auxiliary power outlet
- Air conditioning
- Body-colour exterior mirrors, door handles and liftgate appliqué
- Bright grille
- Deep-tint sunscreen glass
- Illuminated entry
- Keyless entry
- Power, heated mirrors; manual foldaway
- Power locks, power windows with one-touch down
- Seating:
 - Height-adjustable driver's seat
 - Rear 60/40 split recline seat
 - Sport mesh seating and Satin Silver interior accents
- Wheels and Tires:
 - 17-inch aluminum wheels
 - P215/60R17 BSW all-season tires

OPTIONAL EQUIPMENT

- Freedom Drive II Off-Road Group (4x4 only) (AWL)
- Full-size Spare Tire (TBB)
- Manual Driver's Lumbar Adjust (Fleet only) (CDL)
- Mopar Chrome Accents Group (AEE)
- Mopar Interior Appearance Group (ACX)
- Mopar Katzkin Leather Seats (CBK)
- Mopar Trailer Tow Group (AHT)
- North All-season Group (AL3)
- P215/65R17 OWL All-Terrain Tires (TRX)
- ParkView® Rear Back-up Camera* (XAC)
- Premium Sound Group (AMA)
- Security & Cargo Convenience Group (AJB)
- SiriusXM Satellite Radio Group with One-year Subscription* (AEY)
- Soft Tonneau Cover (Fleet only) (CSU)
- Sun & Sound Group (AGS)
- Trailer Tow Prep Group (AHC)
- Uconnect 230 (REQ)
- Uconnect 430 (RBZ)

LIMITED

PACKAGE DETAILS



POWERTRAIN

- 2.4L I-4 DOHC 16V Dual VVT/6-speed automatic (2GF)
- 2.4L I-4 DOHC 16V Dual VVT/CVT2 (4x4 – 28F)

ENHANCEMENTS vs. NORTH EDITION

- Air conditioning with automatic temperature control
- Auto-dimming rearview mirror
- Bright exhaust tip and chrome fog lamp accents
- Electronic Vehicle Information Centre (EVIC)
- Four-wheel disc antilock brakes
- Leather-wrapped parking brake handle
- Leather-wrapped steering wheel with audio controls
- Power 6-way driver's seat with manual lumbar adjust
- Projector halogen headlamps with black accents
- Seating:
 - Heated front seats
 - Leather-faced seating with perforated inserts
- SiriusXM satellite radio with one-year subscription*
- Tire pressure monitoring system
- Universal garage door opener*
- Wheels and Tires:
 - 18-inch aluminum wheels with painted pockets
 - P215/55R18 BSW all-season tires

OPTIONAL EQUIPMENT

- 18-inch Aluminum Wheels (WPC)
- 18-inch Chrome-clad Aluminum Wheels (WPN)
- Freedom Drive II® Off-Road Group (4x4 only) (AWL)
- Full-size Spare Tire (TBB)
- Hands-free Communication with Bluetooth® Streaming Audio* (RSP)
- Mopar® Chrome Accents Group (AEE)
- Mopar Interior Appearance Group (ACX)
- Mopar Katzkin™ Leather Seats (CBK)
- Mopar Trailer Tow Group (AHT)
- ParkView® Rear Back-up Camera* (XAC)
- Premium Sound Group (AMA)
- Security & Cargo Convenience Group (AJB)
- Soft Tonneau Cover (Fleet only) (CSU)
- Sun/Sound Group (AGS)
- Trailer Tow Prep Group (AHC)
- Uconnect® 230 (REQ)
- Uconnect 430 (RBZ)
- Uconnect 430N (RHB)

2.4L DOHC DUAL VVT ENGINE (ED3)

- 17-inch aluminum wheels
- P215/65R17 OWL All-Terrain tires (with CVT2)
- P225/60R17 BSW all-season Touring tires (with 6-speed)

18-INCH ALUMINUM WHEELS (WPC)

- P215/55R18 BSW all-season Performance tires

FREEDOM DRIVE II OFF-ROAD GROUP (WITH CVT2/4x4 ONLY) (AWL)

- 17-inch aluminum wheels (Limited)
- 140-amp alternator
- All-season floor mats
- Brake-Lock Differential
- Bright exhaust tip
- Driver's seat height adjuster
- Engine oil cooler
- Four-wheel-drive Off-road mode
- Fuel tank skid plate shield
- Full-size spare tire (Limited)
- Hill Descent Control and Hill Start Assist
- P215/65R17 OWL All-Terrain tires
- Tow hooks
- Trail Rated® badge
- Transmission/engine oil pan skid plate

HANDS-FREE COMMUNICATION (RSP)

- Auto-dimming rearview mirror with microphone
- Remote USB port

MOPAR CHROME ACCENTS GROUP (AEE)

- Chrome exterior mirrors
- Mopar Chrome Fuel Filler Door

MOPAR INTERIOR APPEARANCE GROUP (ACX)

- Mopar Bright Door Entry Guards
- Mopar Bright Pedal Kit
- Mopar Cargo Area Liner
- Mopar Premium Floor Mats
- Mopar T-Grip Shifter

MOPAR TRAILER TOW GROUP (AHT)

- Class II hitch receiver

NORTH ALL-SEASON GROUP (AL3)

- Heated front seats
- Leather-wrapped steering wheel
- Remote start system (automatic only)
- Steering wheel-mounted audio controls

PREMIUM SOUND GROUP (AMA)

- Leather-wrapped steering wheel with audio controls
- Nine Boston Acoustics® speakers with subwoofer
- Two articulating liftgate speakers

SECURITY & CARGO CONVENIENCE GROUP (AJB)

- Auto-dimming rearview mirror
- Auto-dimming rearview mirror with microphone (Limited only)
- Electronic Vehicle Information Centre (EVIC)
- Hands-free communication with Bluetooth streaming audio* (Limited only)
- Heated front seats
- Remote start system (automatic only)
- Remote USB port (Limited only)
- Security alarm
- Soft tonneau cover
- Tire pressure monitoring system
- Universal garage door opener*

SIRIUSXM SATELLITE RADIO GROUP* (AEY)

- Auto-dimming rearview mirror with microphone
- Hands-free communication with Bluetooth streaming audio*
- Remote USB port
- SiriusXM satellite radio with one-year subscription*

SIX-SPEED AUTOMATIC TRANSMISSION (DA4)

- Auto/Stick™

SUN & SOUND GROUP (AGS)

- Leather-wrapped steering wheel with audio controls
- Nine Boston Acoustics speakers with subwoofer
- Power express-open/close sunroof
- SiriusXM satellite radio with one-year subscription*
- Two articulating liftgate speakers

TRAILER TOW PREP GROUP (AHC)


- Engine oil cooler
- Trailer tow wiring harness



JEEP® PATRIOT




PAINT



- A Billet Metallic
- B Black
- C Bright White
- D Deep Cherry Red Crystal Pearl
- E Eco Green Pearl
- F Granite Crystal Metallic
- G Maximum Steel Metallic
- H True Blue Pearl

FABRIC



- A Vinyl – Dark Slate Grey Standard on Sport
- B Vinyl – Light Pebble Beige Standard on Sport
- C Cloth – Dark Slate Grey Standard on North Edition, Available on Sport
- D Cloth – Light Pebble Beige Standard on North Edition, Available on Sport
- E Leather-faced – Dark Slate Grey with Light Slate Grey accent stitching Standard on Limited
- F Leather-faced – Light Pebble Beige with Dark Slate Grey accent stitching Standard on Limited

WHEELS



- A 16-inch styled steel Standard on Sport and North Edition (WDJ)
- B 17-inch aluminum Standard on Limited, Available on Sport and North Edition (WFW)

Uconnect® MULTIMEDIA CENTRES

Uconnect 130 (RES)

- AM/FM/CD/MP3
- Auxiliary input jack

Uconnect 230 (REQ)

- Uconnect 130 features plus:**
- Six-CD/DVD

Uconnect 430 (RBZ)

- Uconnect 230 features plus:**
- 6.5-inch touch screen
- 28GB hard drive
- DVD playback capability

Uconnect 430N (RHB)

- Uconnect 430 features plus:**
- Navigation*

2015 PRODUCT HIGHLIGHTS

- Canada's most affordable 4x4⁽¹⁾ and most affordable SUV
- The most capable off-road vehicle in its class⁽²⁾
- Excellent fuel economy with as good as 7.8 L/100 km (36 mpg) highway (new 5-cycle) and 6.6 L/100 km (43 mpg) highway (old 2-cycle)⁽³⁾
- Trail Rated[®] capability – Available
- Best-in-class rear-seat legroom⁽⁴⁾

SAFETY & SECURITY

- ABS with Brake Assist – Standard
- Active front head restraints* – Standard
- Advanced multistage front and supplemental side-curtain air bags* – Standard
- Electronic Stability Control* with Electronic Roll Mitigation – Standard
- Hands-free communication* – Available
- Hill Start Assist – Standard with 5-speed manual transmission
- Remote keyless/illuminated entry – Available
- Sentry Key[®] anti-theft engine immobilizer – Standard
- Supplemental front-seat-mounted side air bags* – Standard
- Tire pressure monitoring warning lamp – Standard

POWER AND FUEL ECONOMY

Based on 2014 *EnerGuide* fuel consumption ratings. Government of Canada new 5-cycle and old 2-cycle test methods used. Your actual fuel consumption will vary based on driving habits and other factors. For *EnerGuide* information, please ask your retailer or visit the Government of Canada Web site: www.vehicles.nrcan.gc.ca

ENGINE	TRANSMISSION	HORSEPOWER	TORQUE (LB-FT)	L/100 KM (MPG)			
				NEW (5-CYCLE)		OLD (2-CYCLE)	
				CITY	HIGHWAY	CITY	HIGHWAY
2.0L I-4 DOHC (4x2)	5-speed manual	158	141	10.2 (28)	7.8 (36)	8.9 (32)	6.6 (43)
2.4L I-4 DOHC (4x2)	5-speed manual	172	165	10.3 (27)	8.3 (34)	9.0 (31)	7.0 (40)
2.4L I-4 DOHC (4x4)	5-speed manual	172	165	10.3 (27)	8.4 (34)	9.0 (31)	7.0 (40)
2.4L I-4 DOHC (4x2)	6-speed automatic	172	165	11.1 (25)	8.3 (34)	9.8 (29)	7.0 (40)
2.4L I-4 DOHC (4x4)	6-speed automatic	172	165	11.4 (25)	8.7 (32)	10.0 (28)	7.4 (38)
2.4L I-4 DOHC Trail Rated (4x4)	CVT2	172	165	11.7 (24)	10.3 (27)	10.3 (27)	8.7 (32)

SPECIFICATIONS

	4x2	4x4
CURB WEIGHT, kg (lb)		
2.0L I-4 DOHC Manual Transmission	1422 (3136)	
2.4L I-4 DOHC Manual Transmission	1428 (3149)	1494 (3293)
2.4L I-4 DOHC Automatic Transmission	1461 (3221)	1526 (3359)
2.4L I-4 DOHC Trail Rated CVT2		1532 (3378)
GVWR, kg (lb)		
GVWR	2012 (4435)	2075 (4575)
TOWING, kg (lb)		
With Trailer Tow Prep Group/Standard	907 (2000) / 454 (1000)	907 (2000) / 454 (1000)
EXTERIOR, mm (in)		
Wheelbase	2634 (103.7)	2634 (103.7)
Overall Height 2WD/4WD	1663 (65.5) / 1696 (66.8)	1663 (65.5) / 1696 (66.8)
Front Track	1519 (59.8)	1519 (59.8)
Rear Track	1519 (59.8)	1519 (59.8)
Overall Width	1757 (69.2)	1757 (69.2)
Overall Length	4414 (173.8)	4414 (173.8)
Ground Clearance/4WD with Freedom Drive II [®]	205 (8.1) / 231 (9.1)	205 (8.1) / 231 (9.1)
INTERIOR, mm (in)	FRONT	REAR
Headroom	1041 (41.0)	1013 (39.9)
Legroom	1031 (40.6)	1001 (39.4)
Hip Room	1328 (52.3)	1295 (51.0)
Shoulder Room	1384 (54.5)	1372 (54.0)
VOLUMES & CAPACITIES	4x2	4x4
Cargo, Rear Seat Up, L (cu ft)	651 (23)	651 (23)
Cargo, Rear Seat Folded, L (cu ft)	1515 (53.5)	1575 (53.5)
Seating Capacity	5	5
Volume Index, L (cu ft)	3523 (124)	3623 (124)
Fuel Tank, 2WD, L (imp gal)	51.5 (11.3)	51.5 (11.3)
Fuel Tank, 4WD, L (imp gal)	51.1 (11.2)	51.1 (11.2)

*All disclaimers and disclosures can be found on the inside back cover. ⁽¹⁾Based on 2014 *Ward's* Sport and Cross/Utility Vehicle segmentation and MSRP of base models. ⁽²⁾Based on 2014 *Ward's* Small Cross/Utility Vehicle segmentation: approach angle, departure angle, breakover angle and water fording depth. Excludes other vehicles designed and manufactured by Chrysler Group LLC. ⁽³⁾See Power and Fuel Economy chart above for full details. ⁽⁴⁾Based on 2014 *Ward's* Small Cross/Utility Vehicle segmentation.

JEEP® PATRIOT

SPORT STANDARD EQUIPMENT



POWERTRAIN

- 2.0L I-4 DOHC 16V Dual VVT with 5-speed manual (4x2 — 2BD)
- 2.4L I-4 DOHC 16V Dual VVT with 5-speed manual (25D)
- 2.4L I-4 DOHC 16V Dual VVT with 6-speed automatic (2GD)
- 2.4L I-4 DOHC 16V Dual VVT with CVT2 (4x4 — 28D)

INTERIOR AMENITIES

- 12-volt auxiliary power outlet
- Air filtering
- Auxiliary input jack for mobile devices
- Bright interior accents
- Fold-flat load-floor storage
- Full-length floor console
- Illuminated front cup holders
- Luxury front and rear floor mats
- Map/dome reading lamps
- Outside temperature display
- Seating:
 - Rear 60/40 folding seat
 - Vinyl seating
- Steering wheel-mounted cruise control
- Tilt steering column
- Uconnect® 130 with four speakers

EXTERIOR FEATURES

- Black side roof rails
- Body-colour grille
- Halogen headlamps
- Manual foldaway mirrors
- Rear window defroster, wiper/washer
- Solar-control glass
- Wheels and Tires:
 - 16-inch styled steel wheels
 - P205/70R16 BSW all-season tires

SAFETY & SECURITY

- Active front head restraints*
- Air Bags:
 - Advanced front multistage air bags*
 - Supplemental front and rear side-curtain air bags*
 - Supplemental front-seat-mounted side air bags*
- Compact spare tire
- Electronic Stability Control (ESC)* with Electronic Roll Mitigation (ERM), Brake Assist and Hill Start Assist (HSA)
- Four-wheel disc antilock brakes (4x4)
- Front disc/rear drum antilock brakes (4x2)
- Sentry Key® anti-theft engine immobilizer
- Tire pressure monitoring warning lamp

CAPABILITY & FUNCTIONALITY

- 120-amp alternator
- 525-amp maintenance-free battery
- Engine block heater
- Firm-feel power steering
- Rear stabilizer bar
- Touring suspension

OPTIONAL EQUIPMENT

- Air Conditioning (HAA)
- Freedom Drive II® Off-Road Group (4x4 only) (AWL)
- Full-size Spare Tire (TBB)
- Manual Driver Lumbar Adjust (Fleet only) (CDL)
- Mopar® Interior Appearance Group (ACX)
- Mopar Katzkin™ Leather Seats (CBK)
- Mopar Trailer Tow Group (AHT)
- Premium Cloth Seats (*C7)
- SiriusXM Satellite Radio Group with One-year Subscription* (AEY)
- Soft Tonneau Cover (Fleet only) (CSU)
- Tire and Wheel Group (ACF)
- Uconnect 230 (REQ)

*All disclaimers and disclosures can be found on the inside back cover.

NORTH EDITION



POWERTRAIN

- 2.4L I-4 DOHC 16V Dual VVT/6-speed automatic (2GE)
- 2.4L I-4 DOHC 16V Dual VVT/CVT2 (4x4 — 28E)

ENHANCEMENTS vs. SPORT

- 115-volt auxiliary power outlet
- Air conditioning
- Exterior:
 - Body-colour door handles
 - Body-colour liftgate appliqué
 - Deep-tint sunscreen glass
- Fog lamps
- Illuminated entry
- Keyless entry
- Power, heated mirrors; manual folding
- Power windows with driver's one-touch down
- Seating:
 - Height-adjustable driver's seat
 - Premium cloth seating
 - Rear 60/40 split reclining seat
- Speed-sensitive power door locks

OPTIONAL EQUIPMENT

- Freedom Drive II Off-Road Group (4x4 only) (AWL)
- Full-size Spare Tire (TBB)
- Manual Driver Lumbar Adjust (Fleet only) (CDL)
- Mopar Interior Appearance Group (ACX)
- Mopar Leather Seat Group (AJC)
- Mopar Trailer Tow Group (AHT)
- North All-season Group (AL3)
- Premium Sound Group (AMA)
- Security Alarm (Fleet only) (LSA)
- Security and Cargo Convenience Group (AJB)
- SiriusXM Satellite Radio Group with One-year Subscription* (AEY)
- Soft Tonneau Cover (Fleet only) (CSU)
- Sun/Sound Group (AGS)
- Tire and Wheel Group (ACF)
- Trailer Tow Prep Group (AHC)
- Uconnect 230 (REQ)
- Uconnect 430 (RBZ)

LIMITED



POWERTRAIN

- 2.4L I-4 DOHC 16V Dual VVT/6-speed automatic (2GF)
- 2.4L I-4 DOHC 16V Dual VVT/CVT2 (4x4 — 28F)

ENHANCEMENTS vs. NORTH EDITION

- Air conditioning with automatic temperature control
- Electronic Vehicle Information Centre (EVIC)
- Exterior:
 - Bright exhaust tip
 - Bright front and rear accents
 - Bright side roof rails
- Four-wheel disc antilock brakes
- Leather-wrapped park brake handle
- Leather-wrapped steering wheel with audio controls
- Seating:
 - Heated front seats
 - Leather-faced seating
 - Power 6-way driver's seat with manual lumbar adjust
- Silver interior accents
- SiriusXM satellite radio with one-year subscription*
- Wheels and Tires:
 - 17-inch aluminum wheels
 - P215/60R17 BSW all-season touring tires

OPTIONAL EQUIPMENT

- Freedom Drive II Off-Road Group (4x4 only) (AWL)
- Full-size Spare Tire (TBB)
- Hands-free Communication with Bluetooth® Streaming Audio* (RSP)
- Mopar Interior Appearance Group (ACX)
- Mopar Leather Seat Group (AJC)
- Mopar Trailer Tow Group (AHT)
- Premium Sound Group (AMA)
- Security and Cargo Convenience Group (AJB)
- Soft Tonneau Cover (Fleet only) (CSU)
- Sun/Sound Group (AGS)
- Trailer Tow Prep Group (AHC)
- Uconnect 230 (REQ)
- Uconnect 430 (RBZ)
- Uconnect 430N (RHB)

PACKAGE DETAILS

FREEDOM DRIVE II® OFF-ROAD GROUP (WITH CVT2/4x4 ONLY) (AWL)

- 17-inch aluminum wheels
- 140-amp alternator
- All-season floor mats
- Brake-Lock Differential
- Bright exhaust tip
- Driver's seat height adjuster
- Engine oil cooler
- Fog lamps
- Four-wheel-drive Off-road mode
- Fuel tank skid plate shield
- Full-size spare tire (Limited)
- Hill Descent Control and Hill Start Assist
- P215/65R17 OWL All-Terrain tires
- Tow hooks
- Trail Rated® badge
- Transmission/engine oil pan skid plate

HANDS-FREE COMMUNICATION (RSP)

- Auto-dimming rearview mirror with microphone
- Remote USB port

MOPAR® INTERIOR APPEARANCE GROUP (ACX)

- Mopar Bright Door Entry Guards
- Mopar Bright Pedal Kit
- Mopar Cargo Area Liner
- Mopar Premium Floor Mats
- Mopar T-Grip Shifter

MOPAR TRAILER TOW GROUP (AHT)

- Class II hitch receiver

NORTH ALL-SEASON GROUP (AL3)

- 17-inch aluminum wheels
- Heated front seats
- Leather-wrapped steering wheel with audio controls
- P215/60R17 BSW all-season touring tires
- Remote start system

PREMIUM SOUND GROUP (AMA)

- Leather-wrapped steering wheel with audio controls
- Nine Boston Acoustics® speakers with subwoofer
- Two articulating liftgate speakers

SECURITY AND CARGO CONVENIENCE GROUP (AJB)

- Adjustable roof rail crossbars
- Auto-dimming rearview mirror (Sport and North Edition)
- Auto-dimming rearview mirror with microphone (Limited)
- Electronic Vehicle Information Centre (EVIC)
- Hands-free communication with Bluetooth® streaming audio* (Limited)
- Heated front seats
- Remote start system
- Remote USB port (Limited)
- Security alarm
- Soft tonneau cover
- Tire pressure monitoring system
- Universal garage door opener*

SIRIUSXM SATELLITE RADIO GROUP* (AEY)

- Auto-dimming rearview mirror with microphone
- Hands-free communication with Bluetooth streaming audio*
- Remote USB port
- SiriusXM satellite radio with one-year subscription*

SUN/SOUND GROUP (AGS)

- Leather-wrapped steering wheel with audio controls
- Nine Boston Acoustics speakers with subwoofer
- Power express-open/close sunroof
- SiriusXM satellite radio with one-year subscription*
- Two articulating liftgate speakers

TIRE AND WHEEL GROUP (ACF)

- 17-inch aluminum wheels
- P215/65R17 OWL All-Terrain tires

TRAILER TOW PREP GROUP (AHC)

- Engine oil cooler
- Trailer tow wiring harness




*All disclaimers and disclosures can be found on the inside back cover.

JEEP® WRANGLER




PAINT



- A Anvil
- B Baja Yellow[†]
- C Billet Metallic
- D Black
- E Bright White
- F Copper Brown Pearl[†]
- G Firecracker Red
- H Hydro Blue Pearl
- I Sunset Orange[†]
- J Tank[†]


[†]Late/limited availability.

FABRIC



- A Cloth — Black Standard on Sahara[®] and Rubicon[®]; includes Light Slate Grey accent stitching with Black interior or Dark Saddle stitching with Dark Saddle interior
- B Cloth — Black Standard on Sport
- C Leather-faced — Dark Saddle with Black accent stitching Available on Sahara and Rubicon
- D Leather-faced — Black with Light Slate Grey accent stitching Available on Sahara and Rubicon

WHEELS



- A 16-inch slot-spoke styled steel Standard on Sport B (WLC)
- B 17-inch Moab Sparkle Silver aluminum Standard on Sport S, Available on Sport B (WFF)
- C 18-inch Polished aluminum with Satin Carbon Painted centre Standard on Sahara (WFC)
- D 17-inch Polished aluminum with Mineral Grey Painted centre Standard on Rubicon (WFA)
- E 18-inch seven-spoke Polished aluminum Available on Sahara (WPT)

Uconnect[®] MULTIMEDIA CENTRES

Uconnect 130 (RES)

- AM/FM/CD/MP3
- Auxiliary input jack

Uconnect 430 (RBZ)

- Uconnect 130 features plus:**
- 6.5-inch touch screen
 - DVD playback capability
- Note: deletes auxiliary input jack

Uconnect 430N (RHB)

- Uconnect 430 features plus:**
- 28GB hard drive
 - Navigation*

Uconnect 730N (RHR)

- Uconnect 430N features plus:**
- 20GB hard drive (vs. 28GB)
 - Bluetooth[®] streaming audio
 - Enhanced navigation* with dead reckoning, split screen and audible turn-by-turn directions
 - Hands-free communication*
 - Remote USB port
- Note: deletes auxiliary input jack

*All disclaimers and disclosures can be found on the inside back cover.

2015 PRODUCT HIGHLIGHTS

- 3.6L Pentastar™ Variable Valve Timing (VVT) V6 engine with best-in-class 285 hp and 260 lb-ft of torque⁽¹⁾
- Automatic temperature control – Available
- Body-colour modular three-piece Jeep® Freedom Top® hardtop – Available
- Command-Trac™ best-in-class 4WD shift-on-the-fly system⁽¹⁾
- Fog lamps, tow hooks and skid plates
- Leather-faced interior with heated front seats – Available
- Legendary 4x4 capability
- New standard Torx® tool kit for removal of hardtop and doors
- Wrangler Rubicon® with Rock-Trac®, heavy-duty part-time 4WD system

SAFETY & SECURITY

- Advanced multistage driver and front-passenger air bags* – Standard
- Electronic Roll Mitigation (ERM) – Standard
- Electronic Stability Control (ESC)* – Standard
- Hands-free communication with Bluetooth® streaming audio* – Available
- Hill Start Assist (HSA) – Standard
- Rear outboard head restraints* – Standard
- Remote keyless entry – Available
- Security alarm – Available
- Sentry Key® antitheft engine immobilizer – Standard
- Tire pressure monitoring warning lamp – Standard

POWER AND FUEL ECONOMY

Based on 2014 *EnerGuide* fuel consumption ratings. Government of Canada new 5-cycle and old 2-cycle test methods used. Your actual fuel consumption will vary based on driving habits and other factors. For *EnerGuide* information, please ask your retailer or visit the Government of Canada Web site: www.vehicles.nrcan.gc.ca

ENGINE	MODEL	TRANSMISSION	HORSEPOWER	TORQUE (LB-FT)	L/100 KM (MPG)			
					NEW (5-CYCLE)		OLD (2-CYCLE)	
					CITY	HIGHWAY	CITY	HIGHWAY
3.6L Pentastar VVT V6	Wrangler	6-speed manual	285	260	14.2 (20)	11.0 (26)	12.7 (22)	9.3 (30)
3.6L Pentastar VVT V6	Wrangler	5-speed automatic	285	260	14.1 (20)	11.1 (25)	12.6 (22)	9.4 (30)
3.6L Pentastar VVT V6	Wrangler Unlimited	6-speed manual	285	260	15.0 (19)	11.4 (25)	13.4 (21)	9.6 (29)
3.6L Pentastar VVT V6	Wrangler Unlimited	5-speed automatic	285	260	14.8 (19)	11.7 (24)	13.2 (21)	10.0 (28)

SPECIFICATIONS

	SPORT	SAHARA®	RUBICON	UNLIMITED SPORT	UNLIMITED SAHARA	UNLIMITED RUBICON
CURB WEIGHT, kg (lb)						
Manual Transmission	1754 (3892)	1833 (4040)	1874 (4130)	1925 (4243)	1989 (4386)	2047 (4513)
Automatic Transmission	1759 (3912)	1839 (4090)	1880 (4160)	1938 (4273)	2003 (4415)	2057 (4543)
GVWR, kg (lb)						
GVWR	2223 (4900)	2268 (5000)	2313 (5100)	2449 (5400)	2495 (5500)	2585 (5700)
TOWING, kg (lb) (when properly equipped)[†]						
		WRANGLER			WRANGLER UNLIMITED	
Towing Capacity, (maximum)		907 (2000)			1588 (3500)	
EXTERIOR, mm (in)						
Wheelbase		2423 (95.4)			2946 (116)	
Front Track		1572 (61.9)			1572 (61.9)	
Rear Track		1572 (61.9)			1572 (61.9)	
Overall Height, Hardtop/Soft Top		1801 (70.9) / 1826 (71.9)			1801 (70.9) / 1826 (71.9)	
Overall Width, without Mirrors		1872 (73.7)			1872 (73.7)	
Overall Length		3881 (152.8)			4404 (173.4)	
Front Axle to Ground	231 (9.1)	269 (10.6)	267 (10.5)	229 (9.0)	267 (10.5)	267 (10.5)
Rear Axle to Ground	224 (8.8)	261 (10.3)	259 (10.2)	221 (8.7)	259 (10.2)	257 (10.1)
INTERIOR, mm (in)						
	FRONT		REAR	FRONT		REAR
Headroom	1049 (41.3)		1024 (40.3)	1049 (41.3)		1026 (40.4)
Legroom	1039 (41)		879 (34.6)	1039 (41)		944 (37.2)
Hip Room	1412 (55.6)		1135 (44.7)	1412 (55.6)		1440 (56.7)
Shoulder Room	1417 (55.8)		1135 (44.7)	1417 (55.8)		1443 (56.8)
VOLUMES & CAPACITIES						
		WRANGLER			WRANGLER UNLIMITED	
Cargo, Rear Seat Up, L (cu ft)		362 (12.8)			891 (31.5)	
Cargo, Rear Seat Folded, L (cu ft)		1557 (55)			1999 (70.6)	
Seating Capacity		4			5	
Fuel Tank Capacity, L (imp gal)		70 (15.4)			85.2 (18.7)	

[†]2014 model-year ratings shown.

*All disclaimers and disclosures can be found on the inside back cover. ⁽¹⁾Based on 2014 *Ward's* Small Sport Utility segmentation.

JEEP® WRANGLER

SPORT B STANDARD EQUIPMENT



POWERTRAIN

- 3.6L Pentastar™ VVT V6 with 5-speed automatic transmission (24B)
- 3.6L Pentastar VVT V6 with 285 hp, 260 lb-ft of torque and 6-speed manual transmission (23B)

INTERIOR AMENITIES

- 12-volt auxiliary power outlet
- Rear compartment covered storage and floor mat
- Rearview day/night mirror
- Seating:
 - Driver's seat height adjuster
 - Easy-access passenger seat with rear folding seat
 - Premium cloth seating
- Steering wheel-mounted cruise and audio controls
- Temperature and compass display
- Uconnect® 130 with eight speakers and auxiliary input jack
- Wash-out interior with removable carpets and drain plugs

EXTERIOR FEATURES

- Black fender flares, front and rear bumpers
- Fog lamps and halogen headlamps
- Full metal doors with manual windows and door locks
- Sunrider® soft top
- Tinted windshield and front-door glass
- Two front and one rear tow hooks
- Wheel and Tires:
 - 16-inch slot-spoke styled steel wheels
 - Matching full-size spare tire, exterior mounted
 - P225/75R16 BSW On-/Off-Road tires

SAFETY & SECURITY

- Advanced multistage front air bags*
- Electronic Stability Control (ESC)* with Hill Start Assist, Traction Control, Electronic Roll Mitigation and Trailer Sway Control
- Four-wheel disc brakes
- Fuel tank and transfer case skid plates
- Hydraulic-assist brake booster
- Sentry Key® anti-theft engine immobilizer
- Tire pressure monitoring warning lamp

CAPABILITY & FUNCTIONALITY

- 3.21 rear axle ratio
- 160-amp alternator
- 600-amp maintenance-free battery
- Command-Trac™ shift-on-the-fly 4WD
- Dana® 30 solid front axle and Dana 44 heavy-duty rear axle
- Engine block heater
- Front and rear stabilizer bars
- Torx® tool kit

OPTIONAL EQUIPMENT

- 3.73 Rear Axle Ratio (DME)
- 4.10 Rear Axle Ratio (with 6-speed manual) (DMF)
- 17-inch Moab Sparkle Silver Aluminum Wheels (WFF)
- Air Conditioning (HAA)
- Connectivity Group (AAJ)
- Freedom Top® Hardtop Headliner (CHD)
- Half-metal Doors with Locks (GCH)
- Modular Jeep Freedom Top Hardtop, Black (MX3)
- Mopar® Black Appearance Group (ALB)
- Mopar Chrome Edition Group (AEE)
- Mopar Premium Chrome Group (AEQ)
- Mopar Slush Mats (CWA)
- P255/75R17 OWL On-/Off-Road Tires (TUF)
- Premium Sunrider Soft Top (MX5)
- SiriusXM Satellite Radio* (RSC)
- Trailer Tow Group (AHT)
- Tubular Side Steps (MRK)
- Uconnect 430 (RBZ)

*All disclaimers and disclosures can be found on the inside back cover.

SPORT S



POWERTRAIN

- 3.6L Pentastar VVT V6 with 5-speed automatic (24S)
- 3.6L Pentastar VVT V6 with 6-speed manual (23S)

ENHANCEMENTS vs. SPORT B

- Air conditioning (2-door only)
- Chrome/leather-wrapped shift knob
- Deep-tint sunscreen glass
- Leather-wrapped steering wheel
- SiriusXM satellite radio with one-year subscription* (2-door only)
- Wheel and Tires:
 - 17-inch Moab Sparkle Silver aluminum wheels
 - P255/75R17 OWL On-/Off-Road tires

OPTIONAL EQUIPMENT

- 3.73 Rear Axle Ratio (DME)
- 4.10 Rear Axle Ratio (with 6-speed manual) (DMF)
- 18-inch Seven-spoke Polished Aluminum Wheels (WPT)
- 32-inch Tire and Wheel Group (AAQ)
- Air Conditioning (HAA) (Wrangler Unlimited)
- Antispin Differential Rear Axle (DSA)
- Black Appearance Group (ALB)
- Connectivity Group (AAJ)
- Dual Top Group (AEM)
- Freedom Top Hardtop Headliner (CHD)
- Half-metal Doors with Locks (GCH)
- Modular Jeep Freedom Top Hardtop, Black (MX3)
- Mopar Chrome Edition Group (AEE)
- Mopar Premium Chrome Group (AEQ)
- Mopar Slush Mats (CWA)
- Power Convenience Group (AJP)
- Premium Sunrider Soft Top (MX5)
- SiriusXM Satellite Radio with One-year Subscription* (RSC) (Wrangler Unlimited)
- Supplemental Front-seat-mounted Side Air Bags* (CJ1)
- Trailer Tow Group/Max Tow Package (AHT/AHQ)
- Tubular Side Steps (MRK)
- Uconnect 430 (RBZ)

SAHARA®



POWERTRAIN

- 3.6L Pentastar VVT V6 with 5-speed automatic (24G)
- 3.6L Pentastar VVT V6 with 6-speed manual (23G)

ENHANCEMENTS vs. SPORT S

- 115-volt auxiliary power outlet
- Air conditioning
- Auto-dimming rearview mirror with reading lamp
- Automatic headlamps
- Black Jeep Freedom Top hardtop
- Body-colour fender flares and bright bumper overlay
- Bright interior accents
- Heavy-duty suspension with gas shocks
- Power, heated mirrors; manual foldaway
- Power locks and windows with front one-touch down
- Remote keyless entry and security alarm
- Remote start system (with 5-speed automatic)
- SiriusXM satellite radio with one-year subscription*
- Tubular side steps
- Uconnect 430N with navigation*
- Wheel and Tires:
 - 18-inch polished aluminum wheels with Satin Carbon painted centre
 - P255/70R18 OWL On-/Off-Road tires

OPTIONAL EQUIPMENT

- 3.73 Rear Axle Ratio (DME)
- 4.10 Rear Axle Ratio (with 6-speed manual) (DMF)
- 18-inch Seven-spoke Polished Aluminum Wheels (WPT)
- Air Conditioning with Automatic Temperature Control (HAB)
- Antispin Differential Rear Axle (DSA)
- Body-colour Jeep Freedom Top Hardtop (MX1)
- Connectivity Group (AAJ)
- Dual Top Group (AEM)
- Freedom Top Hardtop Headliner (CHD)
- Heated Front Seats (JPM)
- Leather-faced Seats (includes JPM) (*AL)
- Mopar Chrome Edition Group (AEE)
- Mopar Premium Chrome Group (AEQ)
- Mopar Premium Sound and Leather Group (Wrangler Unlimited) (AJC)
- Mopar Slush Mats (CWA)
- Premium Sunrider Soft Top (must have AEM) (MX5)
- Supplemental Front-seat-mounted Side Air Bags* (CJ1)
- Trailer Tow Group/Max Tow Package (AHT/AHQ)
- Uconnect 730N with Enhanced Navigation* (RHR)



RUBICON®

PACKAGE DETAILS



POWERTRAIN

- 3.6L Pentastar™ VVT V6 with 5-speed automatic (24R)
- 3.6L Pentastar VVT V6 with 6-speed manual (23R)

ENHANCEMENTS vs. SAHARA®

- Capability:
 - 3.73 rear axle ratio (with 5-speed automatic)
 - 4.10 rear axle ratio (with 6-speed manual)
 - Dana® 44 heavy-duty front axle
 - Electronic front sway bar disconnect
 - Performance suspension
 - Rock rails
 - Rock-Trac® heavy-duty part-time 4WD system
 - Tru-Lok® front and rear axle
- Premium Sunrider® soft top
- Wheel and Tires:
 - 17-inch polished aluminum wheels with Mineral Grey painted centre
 - LT255/75R17 BSW Off-Road BF Goodrich® tires

OPTIONAL EQUIPMENT

- 4.10 Rear Axle Ratio (with 5-speed automatic) (DMF)
- Air Conditioning with Automatic Temperature Control (HAB)
- Alpine® Premium Audio System (RC9)
- Black Jeep Freedom Top® Hardtop (MX3)
- Body-colour Fender Flares (MML)
- Body-colour Jeep Freedom Top Hardtop (MX1)
- Connectivity Group (AAJ)
- Dual Top Group (AEM)
- Freedom Top Hardtop Headliner (CHD)
- Heated Front Seats (JPM)
- Leather-faced Seats (includes JPM) (*AL)
- Mopar® Premium Chrome Group (AEQ)
- Mopar Premium Sound and Leather Group (AJC)
- (Wrangler Unlimited)
- Mopar Slush Mats (CWA)
- Supplemental Front-seat-mounted Side Air Bags* (CJ1)
- Trailer Tow Group/Max Tow Package (AHT/AHQ)
- Uconnect® 730N with Enhanced Navigation* (RHR)

32-INCH TIRE AND WHEEL GROUP (AAQ)

- 17-inch polished aluminum wheels with Mineral Grey painted centre
- LT255/75R17 BSW Off-Road BF Goodrich tires
- Performance suspension

CONNECTIVITY GROUP (AAJ)

- Chrome/leather-wrapped shift knob
- Electronic Vehicle Information Centre (EVIC)
- Hands-free communication with Bluetooth® streaming audio*
- Leather-wrapped steering wheel
- Remote USB port
- Tire pressure monitoring display

DUAL TOP GROUP (AEM)

- Black Jeep Freedom Top hardtop with rear window wiper, washer and defroster (Sport and Rubicon)
- Black Sunrider soft top (Sport and Sahara)
- Freedom Panel storage bag
- Premium Black Sunrider soft top (Rubicon)

HALF-METAL DOORS WITH LOCKS (GCH)

- Plastic front-door window and manual locks

LEATHER-FACED SEATS (*AL)

- Front seatback map pocket
- Heated front seats
- Leather-faced seating

MAX TOW PACKAGE (AHQ) (WRANGLER UNLIMITED)

- 3.73 rear axle ratio
- Class II hitch receiver
- Trailer tow with 4-pin connector wiring

MOPAR BLACK APPEARANCE GROUP (ALB)

- Mopar Black Fuel Filler Door
- Mopar Black Taillamp Guards
- Mopar Black Tubular Side Steps

MOPAR CHROME EDITION GROUP (AEE)

- Mopar Chrome Exhaust Tip
- Mopar Chrome Fuel Filler Door
- Mopar Chrome Taillamp Guards
- Mopar Chrome Tubular Side Steps

MOPAR PREMIUM CHROME GROUP (AEQ)

- Mopar Chrome Exterior Mirrors
- Mopar Chrome Grille

MOPAR PREMIUM SOUND AND LEATHER GROUP (AJC)

- 115V auxiliary power outlet
- Alpine premium audio system
- Heated front seats
- Katzkin™ leather seating

POWER CONVENIENCE GROUP (AJP)

- Auto-dimming rearview mirror with reading lamp
- Power, heated mirrors; manual folding
- Power locks
- Power windows, front one-touch down
- Remote keyless entry
- Security alarm

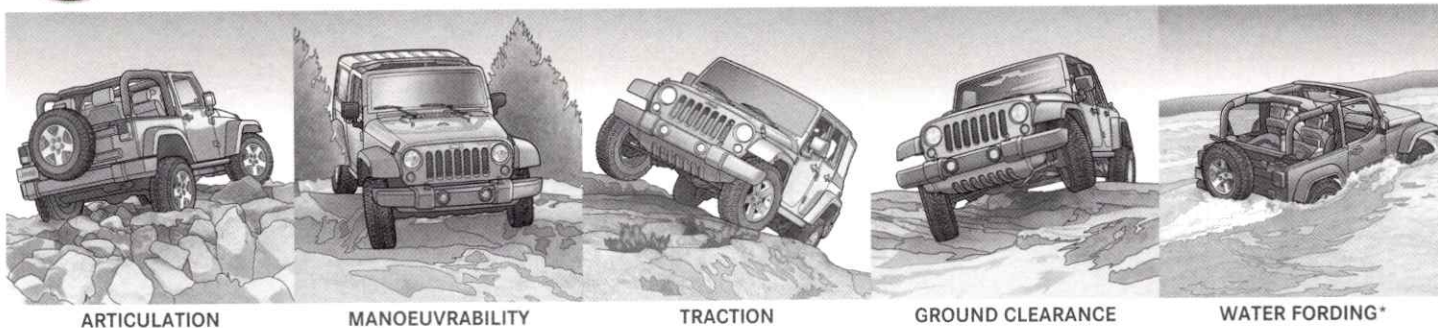
TRAILER TOW GROUP (AHT)

- 3.73 rear axle ratio (on Unlimited Sport, Sahara and Unlimited Sahara)
- Class II hitch receiver (Unlimited Sport and Unlimited Sahara)
- Trailer tow with 4-pin connector wiring



Trail Rated® — Engineered to Overcome

Jeep Trail Rated vehicles pass a series of gruelling tests in five categories designed to prove off-road performance on the world's most demanding terrain.



ARTICULATION

MANOEUVRABILITY

TRACTION


GROUND CLEARANCE

WATER FORDING*

*All disclaimers and disclosures can be found on the inside back cover.

DODGE DURANGO


PAINT



- A Billet Metallic
- B Black Forest Green Pearl[†]
- C Bright White
- D Brilliant Black Crystal Pearl
- E Deep Cherry Red Crystal Pearl[†]
- F Granite Crystal Metallic
- G Maximum Steel Metallic
- H Redline Pearl[†]
- I Sandstone Pearl[†]
- J True Blue Pearl

[†]Late/limited availability.

FABRIC



- A Cloth - Black Standard on SXT
- B Cloth - Light Frost Standard on SXT
- C Leather-faced with suede inserts and Light Grey accent stitching - Black Standard on SXT Rallye
- D Leather-faced - Black Standard on Limited and Limited Rallye
- E Leather-faced - Light Frost Standard on Limited
- F Leather-faced with perforated inserts with Red embroidered R/T logo and accent stitching - Black Standard on R/T
- G Nappa Leather-faced with perforated inserts and matching embroidered Citadel logo - Light Frost Standard on Citadel
- H Nappa Leather-faced with perforated inserts and matching embroidered Citadel logo with Black accent stitching - Tan Standard on Citadel
- I Nappa Leather-faced with perforated inserts and matching embroidered Citadel logo with Light Slate Grey accent stitching - Black Standard on Citadel
- J Nappa Leather-faced with perforated inserts with Red embroidered R/T logo and accent stitching - Black Available on R/T
- K Nappa Leather-faced with perforated inserts and Black embroidered R/T logo and accent stitching - Radar Red Available on R/T

WHEELS



- A 18-inch Painted Tech Silver aluminum Standard on SXT (WPC)
- B 20-inch Painted Satin Silver Available on SXT (WRL)
- C 18-inch Polished Faced aluminum with Mineral Grey pockets Standard on Limited (WBM)
- D 20-inch Polished aluminum Available on Limited (WRE)
- E 20-inch Painted Hyper Black aluminum Standard on R/T and Rallye (WRH)
- F 20-inch Polished aluminum with Gloss Black pockets Available on R/T (WRK)
- G 20-inch Polished aluminum Standard on Citadel (WRF)

Uconnect® MULTIMEDIA CENTRES

Uconnect 5.0 (RA2)

- 5-inch touch screen
- AM/FM
- Auxiliary input jack
- Hands-free communication with Bluetooth® streaming audio*
- Remote USB port
- SD card slot

Uconnect 8.4A (RA3)

- Uconnect 5.0 features plus:**
- 8.4-inch touch screen
 - Navigation-ready,* see your retailer for details

Uconnect 8.4AN (RA4)

- Uconnect 8.4A features plus:**
- Premium 3D navigation*

*All disclaimers and disclosures can be found on the inside back cover.

2015 PRODUCT HIGHLIGHTS

- 5-Year/ 100,000-Kilometre Powertrain Limited Warranty*
- 7-inch customizable in-cluster display centre
- Active all-wheel drive — Standard
- Available six-passenger seating with 2nd-row fold-and-tumble captain's chairs and mini console
- Best-in-class towing⁽¹⁾ — 3265 kg (7200 lb) with the 5.7L HEMI® Variable Valve Timing (VVT) V8 engine
- Eight-speed automatic transmission for excellent fuel economy
- Over 50 different seating configurations
- Uconnect® 8.4AN multimedia centre with 8.4-inch touch screen and navigation* — Available

SAFETY & SECURITY

- Active front head restraints* — Standard
- Air bags* — Advanced multistage driver and front-passenger, supplemental side-curtain all rows, supplemental front-seat side and driver's knee blocker — Standard
- Blind-Spot Monitoring* with Rear Cross-Path Detection* — Available
- Electronic Stability Control* — Standard
- Forward Collision Warning with Mitigation* — Available
- Hill Start Assist — Standard
- Rain Brake Support — Standard
- Ready Alert Braking — Standard
- Sentry Key® anti-theft engine immobilizer — Standard
- Trailer Sway Damping* — Standard

POWER AND FUEL ECONOMY

Based on 2014 *EnerGuide* fuel consumption ratings. Government of Canada new 5-cycle and old 2-cycle test methods used. Your actual fuel consumption will vary based on driving habits and other factors. For *EnerGuide* information, please ask your retailer or visit the Government of Canada Web site: www.vehicles.nrcan.gc.ca

ENGINE	TRANSMISSION	HORSEPOWER	TORQUE (LB-FT)	L/100 KM (MPG)			
				NEW (5-CYCLE)		OLD (2-CYCLE)	
				CITY	HIGHWAY	CITY	HIGHWAY
3.6L Pentastar™ VVT V6	8-speed automatic	290	260	13.9 (20)	9.8 (29)	12.4 (23)	8.3 (34)
3.6L Pentastar VVT V6 Rallye and Citadel	8-speed automatic	295	260	13.9 (20)	9.8 (29)	12.4 (23)	8.3 (34)
5.7L HEMI VVT V8 with MDS	8-speed automatic	360	390	17.3 (16)	10.8 (26)	15.6 (18)	9.1 (31)

SPECIFICATIONS

	SXT	LIMITED	R/T	CITADEL
CURB WEIGHT, kg (lb)				
3.6L Pentastar VVT V6	2229 (4913)	2262 (4987)		2312 (5097)
5.7L HEMI V8		2418 (5331)	2418 (5331)	2448 (5397)
GVWR, kg (lb)				
3.6L Pentastar VVT V6			2948 (6500)	
5.7L HEMI V8			3221 (7100)	
TOWING, kg (lb) (when properly equipped)				
3.6L Towing Capacity (maximum)			2812 (6200)	
5.7L Towing Capacity (maximum)			3265 (7200)	
EXTERIOR, mm (in)				
Wheelbase			3043 (119.8)	
Front Track			1623 (63.9)	
Rear Track			1628 (64.1)	
Overall Height (at roof rail/at antenna)			1801 (70.9) / 1847 (72.7)	
Overall Width, including Mirrors			2172 (85.5)	
Overall Length			5110 (201.2)	
Ground Clearance			206 (8.1)	
INTERIOR, mm (in)				
	FRONT	SECOND ROW	THIRD ROW	
Headroom	1013 (39.9)	1011 (39.8)	960 (37.8)	
Legroom	1024 (40.3)	980 (38.6)	800 (31.5)	
Hip Room	1448 (57.0)	1087 (42.8)	1087 (42.8)	
Shoulder Room	1486 (58.5)	1280 (50.4)	1280 (50.4)	
VOLUMES & CAPACITIES				
Cargo, Behind 3rd Row, L (cu ft)		487 (17.2)		
Cargo, Behind 2nd Row with 3rd Row Folded, L (cu ft)		1350 (47.7)		
Cargo, Behind Front Row with Both Rear Seats Folded, L (cu ft)		2392 (84.5)		
Seating Capacity (with 2nd-row captain's chairs) (adults)		7 (6)		
Fuel Tank Capacity, L (imp gal)		93.1 (20.4)		

*All disclaimers and disclosures can be found on the inside back cover. ⁽¹⁾Based on *Ward's* 2014 Mid-size Sport Utility segmentation. Excludes other vehicles designed and manufactured by Chrysler Group LLC.

DODGE DURANGO

SXT STANDARD EQUIPMENT



POWERTRAIN

- 3.6L Pentastar™ Variable Valve Timing (VVT) V6 with 8-speed automatic (23B)
- All-wheel drive

INTERIOR AMENITIES

- 7-inch customizable in-cluster display centre
- Air conditioning with automatic tri-zone temperature control
- Auto-dimming rearview mirror with microphone
- Door trim panel with ambient lighting and illuminated front cup holders
- Front and rear interior LED lamps
- Full-length floor console and overhead console
- Illuminated entry
- Leather-wrapped steering wheel
- Media Centre:
 - SiriusXM satellite radio with one-year subscription*
 - Uconnect® 5.0 multimedia centre with 5-inch touch screen, hands-free communication, Bluetooth® streaming audio, USB, SD card slot and auxiliary input jack
- Power, heated exterior mirrors; manual folding
- Power locks and windows with front one-touch up/down
- Seating:
 - Front-passenger forward fold-flat seat
 - Power 12-way driver's seat including 4-way lumbar adjust
 - Premium cloth low-back bucket seats
 - Second-row 60/40 split fold-and-tumble seat
 - Seven-passenger seating
 - Third-row seats with remote folding head restraints
- Steering wheel-mounted paddle shifters, cruise and audio control
- Two 12-volt auxiliary power outlets

EXTERIOR FEATURES

- Bright side roof rails
- Lighting:
 - Automatic headlamps with chrome treatments
 - LED taillamps with red accents
 - Projector fog lamps
- Wheels and Tires:
 - 18-inch painted Tech Silver aluminum wheels
 - P265/60R18 BSW on-/off-road tires

SAFETY & SECURITY

- 7 air bags
- Active front head restraints*
- Electronic Stability Control (ESC)* with Ready Alert Braking, 4-wheel Traction Control, Trailer Sway Control* and Hill Start Assist
- Four-wheel disc antilock brakes with Rain Brake Support
- Keyless Enter™ with remote proximity entry
- Power locking fuel door and capless fuel filler

CAPABILITY & FUNCTIONALITY

- 195-mm front and rear axle, and 3.45 rear axle ratio
- 700-amp maintenance-free battery
- Rotary dial shifter

OPTIONAL EQUIPMENT

- 20-inch Painted Satin Silver Wheels (WRL)
- Cargo Compartment Cover (CSC)
- Mopar® Black/Chrome Appearance Group (ALB)
- Mopar Chrome Appearance Group (AEE)
- Popular Equipment Group (AJY)
- Power Sunroof (GWA)
- Rallye Appearance Package (AZC)
- Second-row Console with Storage and Armrest (CVR)
- Second-row Fold-and-tumble Captain's Chairs (CFU)
- Single-disc Remote CD Player (RH1)
- Skid Plate Group (ADL)
- Trailer Tow Group IV (AHX)

*All disclaimers and disclosures can be found on the inside back cover.

LIMITED



POWERTRAIN

- 3.6L Pentastar VVT V6 with 8-speed automatic (23E)
- 5.7L HEMI® VVT V8 with Multi-Displacement System (MDS) and 8-speed automatic (27E)
- All-wheel drive

ENHANCEMENTS vs. SXT

- 115-volt auxiliary power outlet
- Auto-dimming exterior driver's side mirror
- Bright front door and rear cargo sill scuff pads
- Driver's memory settings for exterior mirrors, seat and radio
- Dual remote USB ports for charging
- Exterior:
 - Bright exhaust tip (3.6L V6 engine)
 - Dual bright exhaust tips (5.7L V8 engine)
 - Exterior mirrors with supplemental signals
- Leather-wrapped, heated steering wheel
- LED daytime running lights
- Park-Sense® Rear Park Assist System*
- ParkView® Rear Back-up Camera*
- Premium interior door trim with bright chrome and Black Comodo Elm accents
- Remote start system
- Seating:
 - Heated front and 2nd-row seats
 - Leather-faced bucket seats
 - Power 10-way, fold-flat, front-passenger seat including 4-way lumbar adjust
- Security alarm
- Sun visors with illuminated vanity mirrors
- Universal garage door opener*
- Wheels and Tires:
 - 18-inch polished faced aluminum wheels with Mineral Grey pockets

OPTIONAL EQUIPMENT

- 20-inch Polished Aluminum Wheels (WRE)
- Mopar Black/Chrome Appearance Group (ALB)
- Mopar Chrome Appearance Group (AEE)
- Nine Amplified Speakers with Subwoofer (RC3)
- Power Sunroof (GWA)
- Rallye Appearance Package (AZC)
- Rear DVD Entertainment Centre (AEK)
- Safety/Security & Convenience Group (AWC)
- Second-row Console with Storage and Armrest (CVR)
- Second-row Fold-and-tumble Captain's Chairs (CFU)
- Single-disc Remote CD Player (RH1)
- Skid Plate Group (ADL)
- Trailer Tow Group IV (AHX)
- Uconnect 8.4A Multimedia Centre with 8.4-inch Touch Screen (Navigation-ready)* (RA3)

R/T



POWERTRAIN

- 5.7L HEMI VVT V8 with MDS and 8-speed automatic (27S)
- All-wheel drive

ENHANCEMENTS vs. LIMITED

- 3.09 rear axle ratio
- 230-mm rear axle
- Exterior:
 - Black headlamp treatments
 - Body-colour shark-fin antenna
 - Body-colour wheel lip moulding, sill moulding, grille surround, and front and rear fascia
- Heavy-duty, 4-wheel disc antilock brakes
- High-speed engine controller
- Low-beam HID headlamps with auto levelling
- Nine amplified speakers with subwoofer
- Performance steering and sport suspension
- Power liftgate
- Power tilt/telescoping steering column
- Rear load-levelling suspension
- Seating:
 - Leather-faced seating with red accent stitching and red R/T logo
- Two-speed on-demand transfer case
- Wheels and Tires:
 - 20-inch painted Hyper Black aluminum wheels
 - 265/50R20 BSW all-season tires
 - Full-size spare tire

Note: No roof rack on R/T models

OPTIONAL EQUIPMENT

- 20-inch Polished Aluminum Wheels with Gloss Black Pockets (WRK)
- Cargo Compartment Cover (CSC)
- Mopar Black/Chrome Appearance Group (ALB)
- Mopar Chrome Appearance Group (AEE)
- Power Sunroof (GWA)
- Premium Nappa Leather Group (AJG)
- Rear DVD Entertainment Centre (AEK)
- Second-row Console with Storage and Armrest (CVR)
- Second-row Fold-and-tumble Captain's Chairs (CFU)
- Single-disc Remote CD Player (RH1)
- Technology Group (ADG)
- Trailer Tow Group IV (AHX)
- Uconnect 8.4A Multimedia Centre with 8.4-inch Touch Screen (Navigation-ready)* (RA3)
- Uconnect 8.4AN Multimedia Centre with 8.4-inch Touch Screen and Navigation* (RA4)

CITADEL

PACKAGE DETAILS



POWERTRAIN

- 3.6L Pentastar™ VVT V6 with 8-speed automatic (23J)
- 5.7L HEMI® VVT V8 with MDS and 8-speed automatic (27J)
- All-wheel drive

ENHANCEMENTS vs. LIMITED

- 295 horsepower (with 3.6L V6 engine)
- Cargo compartment cover and net
- Exterior:
 - Body-colour shark-fin antenna
 - Bright premium grille
 - Chrome exterior mirrors and bright door handles
- Floor console with leather armrest
- Heavy-duty, 4-wheel disc antilock brakes
- Leather-wrapped door trim panels
- Low-beam HID headlamps with automatic levelling and high-beam control
- Media Centre:
 - Nine amplified speakers with subwoofer
 - Uconnect® 8.4A multimedia centre with 8.4-inch touch screen (Navigation-ready)*
- Perforated leather-wrapped steering wheel
- Power liftgate
- Power sunroof
- Power tilt/telescoping steering column
- Rain-sensing windshield wipers
- Seating:
 - Nappa leather-faced bucket seats with perforated inserts
 - Power 12-way front-passenger seats including 4-way lumbar adjust
 - Ventilated front seats
- Wheels and Tires:
 - 20-inch polished aluminum wheels
 - 265/50R20 BSW all-season tires

OPTIONAL EQUIPMENT

- Mopar® Black/Chrome Appearance Group (ALB)
- Mopar Chrome Appearance Group (AEE)
- Rear DVD Entertainment Centre (AEK)
- Second-row Console with Storage and Armrest (CVR)
- Second-row Fold-and-tumble Captain's Chairs (CFU)
- Single-disc Remote CD Player (RH1)
- Skid Plate Group (ADL)
- Technology Group (ADG)
- Trailer Tow Group IV (AHX)
- Uconnect 8.4AN Multimedia Centre with 8.4-inch Touch Screen and Navigation* (RA4)

MOPAR BLACK/CHROME APPEARANCE GROUP (ALB)

- Mopar Black Tubular Side Steps
- Mopar Bright Pedal Kit
- Mopar Front and Rear Door Entry Guards

MOPAR CHROME APPEARANCE GROUP (AEE)

- Mopar Bright Pedal Kit
- Mopar Chrome Exhaust Tips
- Mopar Chrome Mirror Covers
- Mopar Chrome Tubular Side Steps
- Mopar Front and Rear Door Entry Guards

NINE AMPLIFIED SPEAKERS WITH SUBWOOFER (RC3)

- 506-watt amplifier
- Nine Alpine® speakers

POPULAR EQUIPMENT GROUP (AJY)

- Heated front seats
- Heated steering wheel
- Park-Sense® Rear Park Assist System*
- ParkView® Rear Back-up Camera*

PREMIUM NAPPA LEATHER GROUP (AJG)

- Automatic high-beam headlamp control
- Cargo compartment cover and net
- Floor console with leather armrest
- Leather-wrapped door trim panels
- Nappa leather-faced bucket seats with red accent stitching
- Perforated leather-wrapped steering wheel
- Power 12-way driver and front-passenger seats including power tilt/telescoping steering column and 4-way lumbar adjust
- Rain-sensing windshield wipers
- Ventilated front seats

REAR DVD ENTERTAINMENT CENTRE (AEK)

- Blu-ray™ Disc/DVD compatible
- Dual 9-inch seatback-mounted screens
- Power 12-way driver and front-passenger seats including 4-way lumbar adjust
- Remote control
- Wireless headphones

SAFETY/SECURITY & CONVENIENCE GROUP (AWC)

- Blind-Spot Monitoring* and Rear Cross-Path Detection*
- Cargo compartment cover and net
- Low-beam HID headlamps with automatic levelling and high-beam control
- Power tilt/telescoping steering column
- Rain-sensing windshield wipers

SECOND-ROW CONSOLE WITH STORAGE AND ARMREST (CVR)

- 12-volt auxiliary power outlet in console
- Illuminated rear cup holders
- Third-row floor mat
- USB charging port in console

SECOND-ROW FOLD-AND-TUMBLE CAPTAIN'S CHAIRS (CFU)

- Second-row mini console with cup holders
- Second-row seat-mounted inboard armrests

SKID PLATE GROUP (ADL)

- Front suspension skid plate
- Fuel tank skid plate shield
- Transfer case skid plate shield
- Underbody skid plate

TECHNOLOGY GROUP (ADG)

- Adaptive Cruise Control with Stop*
- Advanced Brake Assist
- Blind-Spot Monitoring* and Rear Cross-Path Detection*
- Forward Collision Warning Plus*

TRAILER TOW GROUP IV (AHX)

- Class IV hitch receiver
- Four- and 7-pin wiring harness
- Full-size spare tire
- Heavy-duty engine cooling
- Rear load-levelling suspension

RALLYE APPEARANCE PACKAGE (AZC)




- 3.6L Pentastar VVT V6 with 295 hp and 260 lb-ft of torque
- Black leather-faced seating with suede inserts and light grey accent stitching (on SXT Rallye)
- Eight-speed automatic with dial shifter
- Exterior:
 - Black headlamp treatments
 - Body-colour split crosshair grille and surround with black inserts
 - Body-colour wheel lip moulding, sill moulding and front and rear fascias
 - Dual rear exhaust with bright tips
- Wheels and Tires:
 - 20-inch painted Hyper Black aluminum wheels
 - P265/50R20 BSW all-season tires

JEEP® CHEROKEE




PAINT



- A Anvil¹
- B Billet Metallic
- C Bright White
- D Brilliant Black Crystal Pearl
- E Cashmere Pearl
- F Deep Cherry Red Crystal Pearl
- G Eco Green Pearl
- H Granite Crystal Metallic²
- I Mango Tango Pearl²
- J True Blue Pearl

¹Late/limited availability.

FABRIC



- A Cloth – Black with Light Frost accent stitching Standard on Sport
- B Cloth – Light Frost Standard on Sport
- C Premium Cloth – Black with Light Frost accent stitching Standard on North
- D Premium Cloth – Light Frost Standard on North
- E Cloth/Nappa Leather – Black with Red accent stitching Standard on Trailhawk®
- F Nappa Leather – Black with Red accent stitching Available on Trailhawk
- G Nappa Leather – Jeep Brown with Red accent stitching Available on Trailhawk
- H Nappa Leather-faced – Black with Light Frost accent stitching Standard on Limited
- I Nappa Leather-faced – Indigo Blue/Jeep Brown with Pearl accent stitching Standard on Limited
- J Nappa Leather-faced – Light Frost Standard on Limited
- K Nappa Leather-faced with perforated inserts – Black with Red accent stitching Available on Trailhawk with Ventilated/Memory Seat Group
- L Nappa Leather-faced with perforated inserts – Jeep Brown with Red accent stitching Available on Trailhawk with Ventilated/Memory Seat Group
- M Nappa Leather-faced with perforated suede inserts – Black with Light Frost Beige accent stitching Available on Limited with Luxury Group
- N Nappa Leather-faced with perforated suede inserts – Indigo Blue/Jeep Brown with Pearl accent stitching Available on Limited with Luxury Group
- O Nappa Leather-faced with perforated suede inserts – Light Frost Available on Limited with Luxury Group

WHEELS



- A 17-inch steel Standard on Sport (WAA)
- B 17-inch aluminum Standard on North (WAC)
- C 18-inch Polished aluminum Standard on Limited (WPW)
- D 17-inch Off-Road aluminum Standard on Trailhawk (WAD)
- E 17-inch Off-Road aluminum Painted Black Available on Trailhawk (WFK)

Uconnect® MULTIMEDIA CENTRES

Uconnect 5.0 (RA2)

- AM/FM
- Auxiliary input jack
- Charging USB port in console
- Five-inch touch screen
- Hands-free communication with Bluetooth® streaming audio*
- SD card slot
- USB port in media centre

Uconnect 8.4A (RA3)

- Uconnect 5.0 features plus:**
- 8.4-inch touch screen
 - Navigation-ready*, see your retailer for details
 - Remote USB port

Uconnect 8.4AN (RA4)

- Uconnect 8.4A features plus:**
- Navigation*

*All disclaimers and disclosures can be found on the inside back cover.

2015 PRODUCT HIGHLIGHTS

- 2.4L Tigershark™ MultiAir® I-4 with 184 hp, 171 lb-ft of torque and as good as 7.7 L/100 km (37 mpg) highway (new test method), 6.4 L/100 km (44 mpg) highway (old test method)⁽¹⁾
- 3.2L Pentastar™ VVT V6 with 271 hp, 239 lb-ft of torque and new Start/Stop system for improved fuel economy
- Best-in-class trailer tow capability of 2041 kg (4500 lb)⁽²⁾
- Class-exclusive⁽³⁾ 9-speed automatic transmission
- Jeep® Selec-Terrain® with Auto, Snow, Sport, Sand/Mud and Rock settings — Available
- Uconnect® 8.4AN multimedia centre with navigation* — Available
- Was 2014 Canadian Utility Vehicle of the Year — *Automobile Journalists Association of Canada*

SAFETY & SECURITY

- Available Blind-Spot Monitoring,* Adaptive Cruise Control with Stop and Go,* Forward Collision Warning with Active Braking,* Lane Departure Warning with Lane Keep Assist,* Parallel and Perpendicular Park Assist*
- Keyless Enter 'n Go™ with proximity entry — Available
- Offers more than 70 safety and security features
- Ten standard air bags,* including supplemental side-curtain and front knee blockers

POWER AND FUEL ECONOMY

Based on 2014 *EnerGuide* fuel consumption ratings. Government of Canada new 5-cycle and old 2-cycle test methods used. Your actual fuel consumption will vary based on driving habits and other factors. For *EnerGuide* information, please ask your retailer or visit the Government of Canada Web site: www.vehicles.nrcan.gc.ca

ENGINE	TRANSMISSION	HORSEPOWER	TORQUE (LB-FT)		L/100 KM (MPG)			
					NEW (5-CYCLE)		OLD (2-CYCLE)	
					CITY	HIGHWAY	CITY	HIGHWAY
2.4L Tigershark MultiAir I-4	9-speed automatic	184	171	4x2	10.9 (26)	7.7 (37)	9.6 (29)	6.4 (44)
2.4L Tigershark MultiAir I-4	9-speed automatic	184	171	4x4, Jeep Active Drive I	11.3 (25)	8.3 (34)	9.9 (29)	7.0 (40)
2.4L Tigershark MultiAir I-4	9-speed automatic	184	171	4x4, Jeep Active Drive II	11.4 (25)	8.6 (33)	10.0 (28)	7.3 (39)
2.4L Tigershark MultiAir I-4	9-speed automatic	184	171	4x4, Jeep Active Drive Lock	12.1 (23)	9.4 (30)	10.7 (26)	7.9 (36)
3.2L Pentastar VVT V6	9-speed automatic	271	239	4x2	12.3 (23)	8.3 (34)	10.8 (26)	7.0 (40)
3.2L Pentastar VVT V6	9-speed automatic	271	239	4x4, Jeep Active Drive I	12.5 (23)	8.8 (32)	11.1 (25)	7.4 (38)
3.2L Pentastar VVT V6	9-speed automatic	271	239	4x4, Jeep Active Drive II	12.5 (23)	9.1 (31)	11.1 (25)	7.7 (37)
3.2L Pentastar VVT V6	9-speed automatic	271	239	4x4, Jeep Active Drive Lock	13.4 (21)	9.5 (30)	11.9 (24)	8.0 (35)

SPECIFICATIONS

	SPORT	NORTH	LIMITED	TRAILHAWK®	
CURB WEIGHT – 2.4L ENGINE, kg (lb)					
4x2	1656 (3652)	1668 (3677)	1679 (3702)		
4x4	1784 (3934)	1786 (3938)	1806 (3981)	1920 (4232)	
CURB WEIGHT – 3.2L ENGINE, kg (lb)					
	SPORT	NORTH	LIMITED	TRAILHAWK	
4x2	1697 (3742)	1716 (3785)	1724 (3802)		
4x4	1837 (4051)	1831 (4037)	1848 (4075)	1956 (4312)	
GVWR, kg (lb)		2.4L	3.2L		
4x2		2290 (5050)		2494 (5500)	
4x4		2494 (5500)		2494 (5500)	
TOWING (when properly equipped)		2.4L / 3.2L	3.2L w/TRAILER TOW GROUP		
kg (lb)		907 (2000)		2041 (4500)	
EXTERIOR, mm (in)		4x2	JEEP ACTIVE DRIVE I – 4x4	JEEP ACTIVE DRIVE II – 4x4	JEEP ACTIVE DRIVE LOCK – 4x4 (TRAILHAWK)
Wheelbase		2700 (106.3)	2700 (106.3)	2700 (106.3)	2718 (107)
Front Track		1575 (62)	1575 (62)	1593 (62.7)	1613 (63.5)
Rear Track		1572 (61.9)	1572 (61.9)	1593 (62.7)	1613 (63.5)
Overall Height with Roof Rack		1669 (65.7)	1681 (66.2)	1709 (67.3)	1722 (67.8)
Overall Width		1859 (73.2)	1859 (73.2)	1859 (73.2)	1902 (74.9)
Overall Length		4623 (182)	4623 (182)	4623 (182)	4623 (182)
Ground Clearance, Minimum Running		145 (5.7)	201 (7.9)	201 (7.9)	224 (8.8)
INTERIOR, mm (in)		FRONT		REAR	
Headroom		1001 (39.4)		978 (38.5)	
Legroom		1044 (41.1)		1024 (40.3)	
Hip Room		1366 (53.8)		1267 (49.9)	
Shoulder Room		1463 (57.6)		1399 (55.1)	
VOLUMES & CAPACITIES					
Cargo, Rear Seat Up and Fully Back, L (cu ft)			702.3 (24.6)		
Cargo, Rear Seat Up and Fully Forward, L (cu ft)			841 (29.7)		
Cargo, Rear Seat Folded, L (cu ft)			1554 (54.9)		
Seating Capacity			5		
Fuel Tank Capacity, L (imp gal)			60 (13.1)		

*All disclaimers and disclosures can be found on the inside back cover. ⁽¹⁾See fuel economy chart above for full details. ⁽²⁾Based on 2012 and 2013 cross-shop activity including Ford Escape, Honda CR-V, Hyundai Santa Fe Sport (5-passenger), Toyota RAV4, Chevrolet Equinox, Mazda CX-5, Ford Edge and Nissan Rogue. When properly equipped. ⁽³⁾Based on 2012 and 2013 cross-shop activity including Ford Escape, Honda CR-V, Hyundai Santa Fe Sport (5-passenger), Toyota RAV4, Chevrolet Equinox, Mazda CX-5, Ford Edge and Nissan Rogue.

JEEP® CHEROKEE

SPORT 4x2 / 4x4 STANDARD EQUIPMENT



POWERTRAIN

- 2.4L Tigershark™ MultiAir® I-4 engine (24A)
- 3.2L Pentastar™ VVT V6 engine with new Start/Stop technology (26A)
- 9-speed automatic transmission

INTERIOR AMENITIES

- 3.5-inch multiview in-cluster display centre
- Air conditioning with rear HVAC outlets and air filtering
- Full-length floor console, media centre electronics storage, instrument panel top storage bin, overhead console with sunglasses holder and locking glove box
- Jeep Cargo Management System
- Power windows with driver's one-touch down
- Seating:
 - Cloth seating
 - Rear 60/40 split reclining seat with armrest and cup holders
- Steering wheel-mounted cruise control
- Three 12-volt auxiliary power outlets
- Uconnect® 5.0 with 5-inch touch screen, hands-free communication,* two USB ports, SD card slot, auxiliary input jack and rearview mirror microphone

EXTERIOR FEATURES

- 17-inch steel wheels and P225/60R17 BSW all-season tires
- LED daytime running lights and taillamps
- Projector halogen headlamps with black accents
- Rear window defroster, wiper and washer

SAFETY & SECURITY

- Active front head restraints*
- Brake stability control and Trailer Sway Control
- Electronic Park Brake
- Electronic Stability Control* with Electronic Roll Mitigation, Hill Start Assist and All-Speed Traction Control
- Keyless entry and anti-theft engine immobilizer
- Lock-on-sync tire pressure sensor, tire pressure monitoring display and tire service kit
- Power-locking fuel filler door
- Ten air bags* including driver and front-passenger knee blockers

CAPABILITY & FUNCTIONALITY

- 3.251 final-drive ratio (with 3.2L engine)
- 3.734 final-drive ratio (with 2.4L engine)
- 600-amp maintenance-free battery (with 2.4L engine)
- 700-amp maintenance-free battery (with 3.2L engine)
- Aerodynamic underbody treatment

4x4 ENHANCEMENTS

- 225/65R17 BSW all-season tires
- 730-amp maintenance-free battery
- Compact spare tire
- Jeep Active Drive I 4x4 System
- Selec-Terrain® with 4 settings

OPTIONAL EQUIPMENT

- Bright Side Roof Rails (MW1)
- Cold Weather Group (ADE)
- Compact Spare Tire (4x2) (TBC)
- ParkView® Rear Back-up Camera* (XAC)
- Power 8-way Driver's Seat with 4-way Lumbar Adjust (JPR) (Fleet only)
- Security Alarm (LSA) (Fleet only)
- Single-disc Remote CD Player (RH1)
- SiriusXM Satellite Radio with One-year Subscription* (RSD)
- Trailer Tow Group (AHT)

NORTH 4x2 / 4x4



POWERTRAIN

- 2.4L Tigershark MultiAir I-4 engine (24J/25J)
- 3.2L Pentastar VVT V6 engine with new Start/Stop technology (26J/27J)
- 9-speed automatic transmission

ENHANCEMENTS vs. SPORT

- 17-inch aluminum wheels
- 115-volt auxiliary power outlet
- 730-amp maintenance-free battery
- Ambient LED interior lighting
- Automatic headlamps
- Body-colour exterior mirrors and door handles
- Bright side window mouldings and side roof rails
- Deep-tint privacy glass
- Fog lamps
- Front-passenger fold-flat seat with in-seat storage
- Leather-wrapped steering wheel with audio controls
- Media Centre:
 - Integrated climate controls in touch-screen radio
 - SiriusXM satellite radio with one-year subscription*
- Power windows with front one-touch up-and-down

4x4 ADDS/DIFFERENCES

- Compact spare tire
- Jeep Active Drive I 4x4 System
- P225/65R17 BSW All-Season Firestone® tires
- Selec-Terrain Traction Control System

OPTIONAL EQUIPMENT

- Cold Weather Group (ADE)
- Comfort/Convenience Group (AFB)
- CommandView® Dual-Pane Panoramic Sunroof (GWJ)
- Compact Spare Tire (4x2) (TBC)
- Jeep Active Drive II (available on 4x4)
- Nine Amplified Speakers with Subwoofer (RC3)
- ParkView Rear Back-up Camera* (XAC)
- Power 8-way Driver's Seat with 4-way Lumbar Adjust (JPR) (Fleet only)
- SafetyTec™ Group (AC5)
- Single-disc Remote CD Player (RH1)
- Solar-control Glass
- Speed-sensitive Power Locks
- Trailer Tow Group (AHT)
- Uconnect 8.4A Multimedia Centre (Navigation-ready)* (RA3)

LIMITED 4x2 / 4x4



POWERTRAIN

- 2.4L Tigershark MultiAir I-4 engine (24G/25G)
- 3.2L Pentastar VVT V6 engine with new Start/Stop technology (26G/27G)
- 9-speed automatic transmission

ENHANCEMENTS vs. NORTH

- 18-inch polished aluminum wheels and P225/55R18 BSW all-season tires
- Air conditioning with dual-zone automatic temperature control, humidity sensor and premium air filter
- Auto-dimming rearview mirror with microphone
- Bright front and rear lower accents
- Cargo compartment cover and net
- Heated, multifunctional exterior mirrors with courtesy lamps and supplemental turn signals; manual foldaway
- Heated front seats
- Heated steering wheel
- Keyless Enter™ n Go™ with proximity entry
- Leather-wrapped shift knob
- ParkView Rear Back-up Camera*
- Remote start system
- Seating:
 - Nappa leather-faced seating and premium interior accents
 - Power 8-way driver's seat with 4-way lumbar adjust
- Security alarm
- Seven-inch full-colour customizable in-cluster display centre
- Uconnect 8.4A multimedia centre with 8.4-inch touch screen (Navigation-ready)*
- Universal garage door opener*
- Windshield wiper de-icer

4x4 ADDS/DIFFERENCES

- Compact spare tire
- Jeep Active Drive I 4x4 System
- P225/60R18 BSW Continental Touring tires
- Selec-Terrain Traction Control System

OPTIONAL EQUIPMENT

- CommandView Dual-Pane Panoramic Sunroof (GWJ)
- Compact Spare Tire (4x2) (TBC)
- Jeep Active Drive II (available on 4x4)
- Luxury Group (AFF)
- Nine Amplified Speakers with Subwoofer (RC3)
- SafetyTec Group (AC5)
- Single-disc Remote CD Player (RH1)
- Technology Group (ADG)
- Trailer Tow Group (AHT)
- Uconnect 8.4AN Multimedia Centre with Navigation* (RA4)
- Wireless Charging Pad (RFX)

*All disclaimers and disclosures can be found on the inside back cover.

TRAILHAWK® 4x4

PACKAGE DETAILS



POWERTRAIN

- 2.4L Tigershark™ MultiAir® I-4 engine (25E)
- 3.2L Pentastar™ VVT V6 engine with new Start/Stop technology (27E)
- 9-speed automatic transmission

SELECT TRAILHAWK EQUIPMENT

- 4.083 final-drive ratio
- Accent-colour grille surrounds, roof rails, exterior mirrors and badging
- All-season floor mats and cargo net
- Exclusive cloth/leather interior with red accent stitching
- Heavy-duty engine cooling (with 3.2L engine)
- Jeep Active Drive Lock
- Leather-wrapped shift knob
- Locker rear axle
- Off-road suspension and locker rear axle
- ParkView® Rear Back-up Camera*
- Red tow hooks (two front/one rear)
- Selec-Speed™ control with Hill Ascent and Hill Descent Control
- Seven-inch full-colour customizable in-cluster display centre
- Skid plate trim on lower rear fascia
- Skid plates: fuel tank, front suspension, transmission and underbody
- Trail Rated®
- Uconnect® 8.4A multimedia centre with 8.4-inch touch screen (Navigation-ready)*
- Wheels and Tires:
 - 17-inch off-road aluminum wheels and P245/65R17 OWL All-Terrain tires
 - Full-size spare tire

OPTIONAL EQUIPMENT

- 17-inch Off-Road Aluminum Painted Black Wheels (WFK)
- Black Hood Decal (MYA)
- Cold Weather Group (ADE)
- Comfort/Convenience Group (AFB)
- CommandView® Dual-Pane Panoramic Sunroof (GWJ)
- Leather Interior Group (AJD)
- Nine Amplified Speakers with Subwoofer (RC3)
- SafetyTec™ Group (AC5)
- Single-disc Remote CD Player (RH1)
- Technology Group (ADG)
- Trailer Tow Group (AHT)
- Uconnect 8.4AN Multimedia Centre with Navigation* (RA4)
- Ventilated/Memory Seat Group (ASL)

3.2L VVT V6 ENGINE (EHB)

- 3.251 final-drive ratio
- 700-amp maintenance-free battery
- Dual bright exhaust tips
- Engine oil cooler
- New Start/Stop system

COLD WEATHER GROUP (ADE)

- All-season floor mats
- Heated front seats
- Heated steering wheel
- Integrated climate controls in touch-screen radio
- Leather-wrapped shift knob
- Leather-wrapped steering wheel with audio controls
- Power, heated exterior mirrors; manual foldaway
- Remote start system
- Windshield wiper de-icer

COMFORT/CONVENIENCE GROUP (AFB)

- Air conditioning with automatic dual-zone temperature control, air filtering and humidity sensor
- Auto-dimming rearview mirror with microphone
- Cargo compartment cover
- Cargo net
- Keyless Enter 'n Go™ with proximity entry
- Power 8-way driver's seat with 4-way lumbar adjust
- Power liftgate
- Remote start system
- Security alarm
- Universal garage door opener*

LEATHER INTERIOR GROUP (AJD)

- Heated front seats
- Heated steering wheel
- Leather-faced seating with red accent stitching
- Power 8-way driver's seat with 4-way lumbar adjust

LUXURY GROUP (AFF)

- Bi-xenon HID headlights
- Memory settings for driver's seat, exterior mirrors and radio
- Power liftgate
- Premium leather-faced seating
- Ventilated front seats

SAFETYEC GROUP (AC5)

- Blind-Spot Monitoring* and Rear Cross-Path Detection*
- Park-Sense® Rear Park Assist System*
- Power, heated exterior mirrors with supplemental turn signals and courtesy lamps; manual foldaway

TECHNOLOGY GROUP (ADG)

- Adaptive Cruise Control with Stop and Go*
- Advanced brake assist
- Auto high-beam headlamp control
- Exterior mirrors with supplemental signals and courtesy lamps
- Forward Collision Warning with Active Braking*
- Lane-Sense™ Lane Departure Warning Plus*
- Parallel and Perpendicular Park Assist*
- Rain-sensitive windshield wipers

TRAILER TOW GROUP (AHT)

- 3.517 final-drive ratio (on 4x4 models with 3.2L engine)
- Auxiliary transmission oil cooler
- Class III hitch receiver
- Four- and 7-pin wiring harness
- Full-size spare tire
- Heavy-duty engine cooling (with 3.2L engine)
- Jeep off-road accessory kit (with Trailhawk)

VENTILATED/MEMORY SEAT GROUP (ASL)

- Memory settings for driver's seat, exterior mirrors and radio
- Premium leather-faced seating
- Ventilated front seats

4x4 SYSTEMS

JEEP ACTIVE DRIVE I

- Disconnecting driveline system to maximize fuel economy
- Fully automatic and seamless operation in and out of four-wheel drive
- Selec-Terrain® with Auto, Snow, Sport and Sand/Mud settings
- Single-speed power transfer unit

JEEP ACTIVE DRIVE II

Includes all the features of Jeep Active Drive I, plus:

- Crawl ratio of 48:1 (with the 3.2L engine)
- Crawl ratio of 56:1 (with the 2.4L engine)
- Four-low mode that locks the front and rear driveshafts for low-speed power or towing
- Hill descent control
- Neutral position for flat-towing
- Two-speed power transfer unit

JEEP ACTIVE DRIVE LOCK

Includes all the features of Jeep Active Drive II, plus:


- Locking rear differential for low-speed power in severe off-road conditions
- Selec-Speed control that acts as a low-speed cruise control for extreme off-road capability
- Selec-Terrain with Auto, Snow, Sport and Sand/Mud settings and Rock



JEEP® GRAND CHEROKEE



PAINT



- A Billet Metallic¹
- B Black Forest Green Pearl¹
- C Bright White
- D Brilliant Black Crystal Pearl
- E Cashmere Pearl¹
- F Deep Auburn Pearl¹
- G Deep Cherry Red Crystal Pearl
- H Granite Crystal Metallic
- I Maximum Steel Metallic¹
- J Redline Pearl¹
- K True Blue Pearl¹

¹Limited availability.

FABRIC



- A Premium Cloth – Black Standard on Laredo
- B Premium Cloth – Light Frost Standard on Laredo
- C Leather-faced – Light Frost Standard on Limited
- D Leather-faced – Black with Copper accent stitching Standard on Limited
- E Nappa Leather-faced with perforated inserts – Black with Copper accent stitching (black piping on Overland*) Standard on Overland, Available on Limited
- F Nappa Leather-faced with perforated inserts – Indigo Blue/Jeep Brown with Pearl accent stitching and piping Standard on Overland
- G Nappa Leather-faced with perforated inserts – Light Frost (Jeep Brown piping on Overland) Standard on Overland, Available on Limited
- H Natura Plus Leather with perforated inserts – Black with matching piping Standard on Summit*
- I Natura Plus Leather with perforated inserts – Tan with Black accent stitching and matching piping Available on Summit
- J Natura Plus Leather with perforated inserts – Jeep Brown with Copper accent stitching and matching piping Standard on Summit
- K Nappa Leather-faced with perforated suede inserts – Black with Light Grey accent stitching Standard on SRT*
- L Laguna Leather with perforated inserts – Black with Light Slate Grey accent stitching Available on SRT
- M Laguna Leather with perforated inserts – Sepia with Silver accent stitching Available on SRT

WHEELS



- A 17-inch Tech Silver aluminum Standard on Laredo (WFF)
- B 18-inch Satin Silver aluminum Available on Laredo (WPK)
- C 18-inch Polished aluminum with Satin Carbon pockets Standard on Limited, Available on Overland with Off-Road Adventure Group II (WBL)
- D 20-inch Polished Satin Carbon aluminum with Mineral Grey Painted pockets Standard on Overland, Available on Limited (WRD)
- E 20-inch Full Polished Satin aluminum Standard on Summit (WSC)
- F 20-inch Goliath Polished forged aluminum Standard on SRT (WSG)
- G 20-inch Spider Monkey forged aluminum in Black Vapour Chrome Available on SRT (WF9)
- H 20-inch Spider Monkey forged aluminum in Satin Carbon Available on SRT (WPI)

Uconnect® MULTIMEDIA CENTRES

Uconnect 5.0 (RA2)

- AM/FM
- Auxiliary input jack
- Bluetooth® streaming audio
- Five-inch touch screen
- Hands-free communication*
- Remote SD card slot
- Remote USB port

Uconnect 8.4A (RA3)

- Uconnect 5.0 features plus:**
- 8.4-inch touch screen
 - Navigation-ready,* see your retailer for details

Uconnect 8.4AN (RA4)

- Uconnect 8.4A features plus:**
- Premium navigation with 3D landmarks*

*All disclaimers and disclosures can be found on the inside back cover.

2015 PRODUCT HIGHLIGHTS

- 3.0L EcoDiesel V6 features exceptional fuel economy and reduced CO₂ emissions
- 3.6L Pentastar™ VVT V6 is a three-time winner of *Ward's Automotive* "10 Best Engines"
- 2014 *Consumers Digest* "Best Buy"
- Best-in-class fuel economy⁽¹⁾
- Best-in-class towing of as much as 3265 kg (7200 lb)⁽²⁾
- Eight-speed automatic transmission standard across all models
- Jeep® Grand Cherokee is the most awarded SUV ever⁽³⁾
- Seven-inch customizable in-cluster display centre with over 100 vehicle information screens
- Standard 4x4 capability

SAFETY & SECURITY

- Adaptive Cruise Control with Stop* and Forward Collision Warning with Mitigation* – Available
- Electronic Stability Control (ESC)* – Standard
- Four-wheel disc antilock brakes with Electronic Brake-force Distribution – Standard
- High Intensity Discharge (HID) headlamps with auto-levelling – Available
- Keyless Enter 'n Go™ with proximity entry – Standard
- Offers over 60 safety and security features
- Park-Sense® Front and Rear Park Assist System* – Available
- ParkView® Rear Back-up Camera* – Available
- Seven air bags* including knee blocker – Standard

POWER AND FUEL ECONOMY

Based on 2014 *EnerGuide* fuel consumption ratings. Government of Canada new 5-cycle and old 2-cycle test methods used. Your actual fuel consumption will vary based on driving habits and other factors. For *EnerGuide* information, please ask your retailer or visit the Government of Canada Web site: www.vehicles.nrcan.gc.ca

ENGINE	TRANSMISSION	HORSEPOWER	TORQUE (LB-FT)	L/100 KM (MPG)			
				NEW (5-CYCLE)		OLD (2-CYCLE)	
				CITY	HIGHWAY	CITY	HIGHWAY
3.6L Pentastar VVT V6	8-speed automatic	290	260	13.9 (20)	9.8 (29)	12.4 (23)	8.3 (34)
5.7L VVT V8 MDS	8-speed automatic	360	390	17.3 (16)	11.7 (24)	15.6 (18)	9.9 (29)
3.0L EcoDiesel V6	8-speed automatic	240	420	11.2 (25)	8.4 (34)	9.8 (29)	7.0 (40)
6.4L HEMI® V8 MDS	8-speed automatic	470	465	18.5 (15)	12.6 (22)	16.6 (17)	10.7 (26)

SPECIFICATIONS

	LAREDO	LIMITED	OVERLAND®	SUMMIT®	SRT®
CURB WEIGHT, kg (lb)					
3.6L Pentastar VVT V6	2121 (4677)	2211 (4875)	2261 (4984)	2247 (4955)	
5.7L VVT V8		2329 (5135)	2381 (5250)	2367 (5219)	
3.0L EcoDiesel V6			2446 (5393)	2437 (5374)	
6.4L HEMI VVT V8					2336 (5150)
GVWR, kg (lb)					
3.6L Pentastar VVT V6	2948 (6500)	2948 (6500)	2948 (6500)	2948 (6500)	
5.7L VVT V8		3084 (6800)	3084 (6800)	3084 (6800)	
3.0L EcoDiesel V6			3084 (6800)	3084 (6800)	
6.4L HEMI VVT V8					2948 (6500)
TOWING, kg (lb) (when properly equipped)[†]					
3.6L Pentastar VVT V6	2812 (6200)	2812 (6200)	2812 (6200)	2812 (6200)	
5.7L VVT V8		3265 (7200)	3265 (7200)	3265 (7200)	
3.0L EcoDiesel V6			3265 (7200)	3265 (7200)	
6.4L HEMI VVT V8					3265 (7200)
EXTERIOR, mm (in)					
Wheelbase		2915 (114.8)			2915 (114.8)
Overall Height (at roof rail/at antenna)		1761 (69.3) / 1779 (70.0)			1756 (69.1) / 1952 (76.9)
Overall Width (including mirrors)		2154 (84.8)			2156 (84.9)
Body Width		1943 (76.5)			1958 (77.1)
Overall Length		4822 (189.8)			4859 (191.3)
Front Track		1623 (63.9)			1618 (63.7)
Rear Track		1627 (64.1)			1633 (64.3)
Ground Clearance (minimum)		218 (8.6) – Standard Suspension			210.8 (8.3)
Ground Clearance (maximum)		264 (10.4) – Quadra-Lift® Air Suspension at Off-Road 2			
Approach Angle (degrees)		26.2 – Standard Suspension			18.5
		36.1 – Quadra-Lift Air Suspension at Off-Road 2 (air dam off)			
Ramp Breakover Angle (degrees)		19.0 – Standard Suspension			17.8
		22.8 – Quadra-Lift Air Suspension at Off-Road 2			
Departure Angle (degrees)		24.0 – Standard Suspension			21.9
		27.1 – Quadra-Lift Air Suspension at Off-Road 2			
INTERIOR, mm (in)					
		FRONT		REAR	
Headroom		1013 (39.9)		995 (39.2)	
Legroom		1025 (40.3)		981 (38.6)	
Hip Room		1449 (57.0)		1428 (56.2)	
Shoulder Room		1491 (58.7)		1474 (58.0)	
VOLUMES & CAPACITIES					
Behind Rear Seat, L (cu ft)		1027 (36.3)		993 (35.1)	
Rear Seats Folded, L (cu ft)		1934 (68.3)		1945 (68.7)	
Seating Capacity		5		5	
Fuel Tank Capacity, L (imp gal)		93.1 (20.4)		93.1 (20.4)	

*All disclaimers and disclosures can be found on the inside back cover. †2014 model-year ratings shown. ⁽¹⁾Based on 2014 *Ward's* Middle Sport/Utility segmentation. When properly equipped with the 3.0L EcoDiesel engine.

⁽²⁾Based on 2014 *Ward's* Middle Sport/Utility segmentation. When properly equipped. ⁽³⁾Grand Cherokee has won more awards over its lifetime than any other SUV.

JEEP® GRAND CHEROKEE

LAREDO STANDARD EQUIPMENT



POWERTRAIN

- 3.6L Pentastar™ VVT V6 (23E)
- Eight-speed automatic transmission with E-shift

INTERIOR AMENITIES

- Dual-zone automatic temperature control
- Interior LED lighting with integrated controls
- Leather-wrapped shift knob
- Leather-wrapped steering wheel with cruise and audio controls
- Media Centre:
 - Six speakers
 - Uconnect® 5.0 with 5-inch touch screen, SiriusXM satellite radio*, hands-free communication*, USB port, auxiliary input jack and SD card slot
- Seating:
 - 60/40 split-folding rear seat
 - Fold-flat front-passenger seat
 - Power 12-way driver's seat with lumbar adjust
 - Premium cloth seating
- Seven-inch customizable in-cluster display centre
- Steering wheel-mounted paddle shifters
- Tilt/telescoping steering column
- Two auxiliary 12-volt power outlets

EXTERIOR FEATURES

- Accent-colour shark-fin antenna
- Automatic quad-halogen headlamps
- Capless fuel fill and power locking fuel fill door
- Deep-tint sunscreen glass
- LED taillamps and projector fog lamps
- Roof rack with bright side rails
- Wheels and Tires:
 - 17-inch Tech Silver aluminum wheels
 - P245/70R17 BSW all-season On-/Off-Road tires

SAFETY & SECURITY

- Active front head restraints*
- Electronic Stability Control* with Hill Start Assist, Ready Alert Braking, All-Speed Traction Control, Rain Brake Support and Trailer Sway Control
- Enhanced Accident Response System (EARS)
- Four-wheel disc antilock brakes
- Keyless Enter™ n Go™ with proximity entry
- Power heated exterior mirrors, manual folding
- Sentry Key® anti-theft engine immobilizer
- Seven air bags, including driver's knee blocker*
- Tire pressure monitoring warning lamp

CAPABILITY & FUNCTIONALITY

- 3.45 rear axle ratio
- 160-amp alternator
- 700-amp maintenance-free battery
- Electro-hydraulic power steering, rack and pinion
- Engine block heater
- Premium insulation with hood insulation
- Quadra-Trac I® 4x4 system

OPTIONAL EQUIPMENT

- 18-inch Satin Silver Aluminum Wheels (WPK)
- All-Weather Capability Group (AD3)
- Cargo Compartment Cover (Fleet only) (CSC)
- Mopar® Chrome Edition Group (AEE)
- Mopar Exterior Appearance Group (ALB)
- Off-Road Adventure Group I (AWL)
- Power Sunroof (GWA)
- Security and Convenience Group (AJY)
- Single-disc Remote CD Player (RH1)
- Trailer Tow Group IV (AHX)
- Uconnect 8.4A Multimedia Centre with 8.4-inch Touch Screen (Navigation-ready)* (RA3)

LIMITED



POWERTRAIN

- 3.6L Pentastar VVT V6 (23H)
- 5.7L VVT V8 (27H)
- Eight-speed automatic transmission with E-shift

ENHANCEMENTS vs. LAREDO

- 115-volt auxiliary power outlet
- 180-amp alternator
- Auto-dimming exterior driver's mirror
- Bright door handles and mirrors with supplemental signals
- Bright front fascia accent
- Cargo compartment cover
- Heated steering wheel
- Memory settings for driver's seat, radio and mirrors
- ParkView® Rear Back-up Camera with dynamic grid lines* and Park-Sense® Rear Park Assist System*
- Power liftgate
- Quadra-Trac II® 4x4 system
- Rearview auto-dimming mirror
- Remote start
- Seating:
 - Leather-faced seating, heated 1st and 2nd rows
 - Power 12-way front-passenger seat with lumbar adjust
- Security alarm
- Selec-Terrain® with Auto, Snow, Mud and Rock settings
- Universal garage door opener*
- Wheels and Tires:
 - 18-inch Polished aluminum wheels with Satin Carbon pockets
 - P265/60R18 BSW all-season On-/Off-Road tires

OPTIONAL EQUIPMENT

- 20-inch Aluminum Wheels (WRD)
- 20-inch Polished Satin Carbon Aluminum with Mineral Grey Painted Pockets (WRD)
- Advanced Technology Group (ADG)
- Luxury Group II (AHN)
- Mopar Chrome Edition Group (AEE)
- Mopar Exterior Appearance Group (ALB)
- Nine speakers with 506-watt amplifier
- Off-Road Adventure Group I (AWL)
- Off-Road Adventure Group II (AWY)
- Power Sunroof (GWA)
- Rear DVD Entertainment Centre (AEK)
- Single-disc Remote CD Player (RH1)
- Trailer Tow Group IV (AHX)
- Uconnect 8.4A Multimedia Centre with 8.4-inch Touch Screen (Navigation-ready)* (RA3)
- Uconnect 8.4AN Multimedia Centre with 8.4-inch Touch Screen and 3D Navigation* (RA4)

OVERLAND®



POWERTRAIN

- 3.0L EcoDiesel V6 (22P)
- 3.6L Pentastar VVT V6 (23P)
- 5.7L VVT V8 (27P)
- Eight-speed automatic transmission with E-shift

ENHANCEMENTS vs. LIMITED

- Auto-dimming exterior passenger mirror
- Bi-xenon HID automatic headlamps with auto-levelling
- Body-colour fascia, bodyside moulding and shark-fin antenna
- Capability:
 - Class IV hitch receiver
 - Four- and 7-pin wiring harness
 - Quadra-Drive II® 4x4 system (with 5.7L VVT V8 or 3.0L V6)
 - Quadra-Lift® Air Suspension System
- Chrome front tow hooks
- CommandView® dual-pane panoramic sunroof
- Dual exhaust with bright tips
- Genuine wood accents
- Leather-wrapped instrument panel and centre console
- Lighting:
 - Bi-xenon HID automatic headlamps with auto-levelling
 - LED daytime running lights
- Nine speakers with 506-watt amplifier
- Power folding exterior mirrors with approach lamps
- Power tilt/telescoping steering column
- Rain-sensing windshield wipers
- Seating:
 - Heated and ventilated front seats
 - Nappa leather-faced seating with piping
- Uconnect 8.4AN multimedia centre with 8.4-inch touch screen and 3D navigation*
- Wheels and Tires:
 - 20-inch Polished Satin Carbon aluminum wheels with Mineral Grey painted pockets
 - Full-size spare tire
 - P265/50R20 BSW all-season tires
- Wood and leather-wrapped steering wheel

OPTIONAL EQUIPMENT

- Advanced Technology Group (ADG)
- Mopar Chrome Edition Group (AEE)
- Mopar Exterior Appearance Group (ALB)
- Off-Road Adventure Group II (AWY)
- Rear DVD Entertainment Centre (AEK)
- Single-disc Remote CD Player (RH1)

*All disclaimers and disclosures can be found on the inside back cover.

SUMMIT®



POWERTRAIN

- 3.0L EcoDiesel V6 (22R)
- 3.6L Pentastar™ VVT V6 (23R)
- 5.7L VVT V8 (27R)
- Eight-speed automatic transmission with E-shift

ENHANCEMENTS vs. OVERLAND®

- 20-inch Full Polished Satin aluminum wheels
- Acoustic windshield and 2nd-row glass
- Active noise cancellation
- Adaptive Bi-xenon HID headlamps
- Adaptive Cruise Control with Stop* and Forward Collision Warning with Mitigation*
- Blind-Spot Monitoring* with Rear Cross-Path Detection*
- Body-colour Summit grille with bright inserts
- Exotic open-pore wood accents
- harman/kardon® 19-speaker audio system with 825-watt amplifier
- Headlamp washers
- Illuminated door sills
- Natura Plus leather-faced seating
- Park-Sense® Front and Rear Park Assist Systems*
- Premium headliner
- Rear cargo area Berber carpet mat

OPTIONAL EQUIPMENT

- Rear DVD Entertainment Centre (AEK)
- Single-disc Remote CD Player (RH1)

SRT®



POWERTRAIN

- 6.4L SRT HEMI® V8 with MDS engine (29L)
- Eight-speed automatic transmission with E-shift

SELECT STANDARD EQUIPMENT

- 3.70 rear axle ratio
- 470 horsepower and 465 lb-ft of torque
- Active noise cancellation
- Blacked-out grille surround with bright insert
- Brembo® high-performance brakes with four-piston rear and six-piston front calipers
- Bright pedals
- Driver and front-passenger lower LED lamps
- Dual integrated exhaust tips
- Electronic rear limited-slip differential
- Flat-bottom steering wheel with paddle shifters
- Full-length front console premium armrest
- Heavy-duty engine cooling
- High-performance, adaptive damping suspension
- High-speed engine controller
- Media Centre:
 - Uconnect® 8.4AN with 8.4-inch touch screen, 3D navigation* and SRT Performance Pages
- Performance-tuned steering
- Quadra-Trac® SRT active-on-demand 4WD system
- Real carbon-fibre interior accents
- Seating:
 - SRT embroidered leather-faced seats with perforated suede inserts
- Selec-Track™ terrain management system
- Sport mode
- Wheels and Tires:
 - 20-inch Goliath Polished forged aluminum wheels
 - 20-inch Goliath SRT forged aluminum wheels
 - P295/45ZR20 BSW all-season Pirelli® tires

OPTIONAL EQUIPMENT

- 20-inch Spider Monkey Black Chrome Forged Aluminum Wheels in Black Vapour Chrome (WF9)
- 20-inch Spider Monkey Forged Aluminum Wheels in Satin Carbon (WPJ)
- CommandView® Dual-pane Panoramic Sunroof (GWJ)
- Full-size Spare Tire (TBB)
- High-performance Laguna Leather Seats (*LL)
- Luxury Group II (AHN)
- P295/45ZR20 BSW Three-season Pirelli Tires (TWA)
- Rear DVD Entertainment Centre (AEK)
- Single-disc Remote CD Player (RH1)
- SRT High-performance Audio (AJE)
- Trailer Tow Group IV (AHX)

PACKAGE DETAILS

3.0L ECODIESEL V6 ENGINE (EXF)

- 3.45 rear axle ratio
- 220-amp alternator
- 230-mm rear axle
- 800-amp maintenance-free battery
- Four-wheel heavy-duty antilock brakes
- Heavy-duty engine cooling
- Quadra-Drive II® 4x4 system

5.7L VARIABLE VALVE TIMING (VVT) V8 WITH FUELSAVER MDS TECHNOLOGY (EZH)

- 3.09 rear axle ratio
- 230-mm rear axle
- Dual exhaust
- Heavy-duty four-wheel disc antilock brakes
- P265/60R18 BSW all-season On-/Off-Road tires (Limited)
- Quadra-Drive II 4x4 system (Overland® and Summit®)

ADVANCED TECHNOLOGY GROUP (ADG)

- Adaptive Cruise Control*
- Advanced Brake Assist
- Blind-Spot Monitoring* and Rear Cross-Path Detection*
- Forward Collision Warning with Crash Mitigation*

ALL-WEATHER CAPABILITY GROUP (AD3)

- Heated front seats
- Heated steering wheel
- Mopar® Cargo Area Liner
- Mopar Slush Mats
- Quadra-Trac II® 4x4 system
- Remote start system
- Selec-Terrain® System
- Tow hooks

LUXURY GROUP II – LIMITED (AHN)

- Auto high-beam headlamp control
- Bi-xenon HID headlamps
- Cargo compartment cover
- CommandView® dual-pane panoramic sunroof
- Leather-faced seating with perforated inserts
- LED daytime running lamps
- Power tilt/telescoping steering column
- Rain-sensing windshield wipers
- Uconnect® 8.4A multimedia centre with 8.4-inch touch screen (Navigation-ready)*
- Ventilated front seats

LUXURY GROUP II – SRT® (AHN)

- Adaptive Cruise Control with Stop* and Forward Collision Warning with Mitigation*
- Advanced Brake Assist
- Blind-Spot Monitoring* and Rear Cross-Path Detection*
- Leather-wrapped instrument panel
- Leather-wrapped upper door trim
- Under-seat lighting

MOPAR CHROME EDITION GROUP (AEE)

- Mopar Bright Pedal Kit
- Mopar Chrome Exhaust Tips
- Mopar Chrome Mirror Covers
- Mopar Chrome Tubular Side Steps
- Mopar Front and Rear Door Entry Guards

MOPAR EXTERIOR APPEARANCE GROUP (ALB)

- Mopar Black Tubular Side Steps
- Mopar Bright Pedal Kit
- Mopar Front and Rear Door Entry Guards

OFF-ROAD ADVENTURE GROUP I (AWL)

- Front suspension skid plate
- Fuel tank, transfer case and underbody skid plate
- Full-size spare tire
- P265/60R17 OWL All-Terrain tires (Laredo)
- P265/60R18 BSW all-season On-/Off-Road tires (Limited)
- Tow hooks, two front and one rear
- Trail Rated® badge

OFF-ROAD ADVENTURE GROUP II (AWY)

- 18-inch polished aluminum wheels with Satin Carbon pockets (Overland)
- Front suspension skid plate
- Fuel tank, transfer case and underbody skid plate
- Full-size spare tire
- P265/60R18 BSW all-season On-/Off-Road tires
- Quadra-Drive II 4x4 system (with 5.7L V8)
- Quadra-Lift® Air Suspension System
- Selec-Speed™ Control (with 5.7L V8)
- Tow hooks, two front and one rear
- Trail Rated badge

REAR DVD ENTERTAINMENT CENTRE (AEK)

- Blu-ray™/DVD compatible
- Dual 9-inch seatback-mounted screens
- Remote control
- Wireless headphones

SECURITY AND CONVENIENCE GROUP (AJY)

- 115-volt auxiliary power outlet
- Cargo compartment cover
- Heated front seats
- Heated steering wheel
- Power liftgate
- Remote start system
- Security alarm
- Universal garage door opener*

SRT HIGH-PERFORMANCE AUDIO (AJE)

- 19 speakers, including subwoofer
- 825-watt amplifier

TRAILER TOW GROUP IV (AHX)

- Class IV hitch receiver
- Four- and 7-pin wiring harness
- Full-size spare tire
- Heavy-duty engine cooling
- Rear load-levelling suspension (Laredo, Limited)

Note: Package deletes rear tow hook



*All disclaimers and disclosures can be found on the inside back cover.



MINIVANS & CROSSOVERS



MINIVAN & CROSSOVER COMPARISONS

GRAND CARAVAN

TOWN & COUNTRY

JOURNEY



CVP, SXT, CREW, CREW PLUS, R/T

TOURING, S, TOURING-L, LIMITED

CVP, SE PLUS, SXT, LIMITED, CROSSROAD FWD,
R/T, R/T RALLYE, CROSSROAD AWD

MODELS

3.6L PENTASTAR™ VVT V6 / 283 / 260

3.6L PENTASTAR VVT V6 / 283 / 260

2.4L DOHC 16V I-4 / 173 / 166
3.6L PENTASTAR VVT V6 /
283 / 260

ENGINE/HORSEPOWER/
TORQUE, lb-ft

6-SPEED AUTOMATIC

6-SPEED AUTOMATIC

4-SPEED AUTOMATIC/6-SPEED AUTOMATIC

TRANSMISSION

7

7

5 / 7

SEATING CAPACITY

2744 (6050)

2744 (6050)

2.4L – 5: 2270 (5005), 7: 2381 (5250)
3.6L FWD – 5: 2313 (5100), 7: 2483 (5475)
3.6L AWD – 5: 2540 (5600), 7: 2540 (5600)

GVWR, kg (lb)

1633 (3600)

1588 (3500)

I-4: 454 (1000)
V6: 1134 (2500)

TOWING CAPACITY, kg (lb)
(when properly equipped)

3078 (121.2)

3078 (121.2)

2891 (113.8)

WHEELBASE, mm (in)

1751 (68.9)

1751 (68.9)

1692 (66.6)

OVERALL HEIGHT, mm (in)

1666 (65.6) / 1647 (64.8)

1666 (65.6) / 1647 (64.8)

1571 (61.8) / 1582 (62.3)

TRACK, mm (in) (front/rear)

2247 (88.5)

2247 (88.5)

2127 (83.7)

OVERALL WIDTH INCLUDING
MIRRORS, mm (in)

5151 (202.8)

5151 (202.8)

4887 (192.4)

OVERALL LENGTH, mm (in)

148 (5.8)

148 (5.8)

FWD: 202 (8.0)
AWD: 208 (8.2)

GROUND CLEARANCE, mm (in)

1012 (39.8) / 999 (39.3) / 963 (37.9)

1012 (39.8) / 999 (39.3) / 963 (37.9)

1036 (40.8) / 1013 (39.9) / 958 (37.7)

HEADROOM, mm (in)
(front/2nd/3rd)

946 (37.2) / 999 (39.3) / 963 (37.9)

946 (37.2) / 999 (39.3) / 963 (37.9)

996 (39.2) / 996 (39.2) / 958 (37.7)

HEADROOM W/SUNROOF,
mm (in) (front/2nd/3rd)

1034 (40.7) / 926 (36.5) / 830 (32.7)

1034 (40.7) / 926 (36.5) / 830 (32.7)

1036 (40.8) / 917 (36.1) / 594 (23.4)

LEGROOM, mm (in)
(front/2nd/3rd)

1485 (58.4) / 1651 (65.0) / 1238 (48.7)

1485 (58.4) / 1651 (65.0) / 1238 (48.7)

1367 (53.8) / 1382 (54.4) / 1016 (40.0)

HIP ROOM, mm (in)
(front/2nd/3rd)

1619 (63.7) / 1628 (64.1) / 1575 (62.0)

1619 (63.7) / 1628 (64.1) / 1575 (62.0)

1461 (57.5) / 1445 (56.9) / 1105 (43.5)

SHOULDER ROOM, mm (in)
(front/2nd/3rd)

4072 (143.8) / 2359 (83.3) / 935 (33.0)

4072 (143.8) / 2359 (83.3) / 935 (33.0)

5: 1908 (67.4) / 989 (34.9) / 291 (10.3)
7: 1876 (66.3) / 1008 (35.6) / 291 (10.3)

CARGO VOLUME, L (cu ft)
(behind front/2nd/3rd)

5544 (195.8)

5544 (195.8)

5: 3811 (134.6)
7: 3792 (133.9)

VOLUME INDEX, L (cu ft)

76 (16.7)

76 (16.7)

2.4L: 77.7 (17.1)
3.6L: 80 (17.6)

FUEL TANK CAPACITY,
L (imp gal)

DODGE JOURNEY




PAINT



- A Billet Metallic
- B Blue Streak Pearl
- C Fathom Blue Pearl
- D Granite Crystal Metallic
- E Pearl White Tri-Coat
- F Pitch Black
- G Redline Pearl
- H White

FABRIC



- A Cloth – Black Standard on CVP, SE Plus, SXT and Limited
- B Cloth – Light Frost Standard on CVP, SE Plus, SXT and Limited
- C Leather-faced with Sport mesh inserts – Black with Light Slate Grey accent stitching Standard on Crossroad FWD
- D Leather-faced – Black with Silver accent stitching Standard on R/T AWD and Crossroad AWD
- E Leather-faced – Pearl with Orange accent stitching Standard on R/T AWD
- F Leather-faced – Tan with Dark Brown accent stitching Standard on R/T AWD
- G Leather-faced – Black with Red accent stitching Standard on R/T Rallye AWD

WHEELS AND WHEEL COVERS



- A 17-inch aluminum Standard on CVP and SE Plus (WFJ)
- B 17-inch wheel cover Optional on CVP (W7A)
- C 17-inch Tech Silver aluminum Standard on SXT (WFE)
- D 19-inch Gloss Black aluminum Available on SXT with Blacktop Package (WPN)
- E 19-inch aluminum Standard on Limited and R/T AWD, Available on SXT (WPX)
- F 19-inch Chrome-clad aluminum Available on Limited and R/T AWD (WP9)
- G 19-inch Hyper Black aluminum Standard on Crossroad FWD and Crossroad AWD (WP3)
- H 19-inch Satin Carbon aluminum Standard on R/T Rallye AWD (WPY)

Uconnect® MULTIMEDIA CENTRES

Uconnect 4.3 (RHA)

- 4.3-inch touch screen
- AM/FM/CD/MP3
- Auxiliary input jack
- Remote USB port

Uconnect 4.3S (REB)

- Uconnect 4.3 features plus:**
- SiriusXM satellite radio with one-year subscription*

Uconnect 8.4 (RE2)

- Uconnect 4.3S features plus:**
- 8.4-inch touch screen
 - DVD playback capability
 - SD card slot for music playback

Uconnect 8.4N (RB5)

- Uconnect 8.4 features plus:**
- Hands-free communication with Bluetooth® streaming audio*
 - MP3 playback capability
 - Navigation*

*All disclaimers and disclosures can be found on the inside back cover.

2015 PRODUCT HIGHLIGHTS

- 3.6L Pentastar™ VVT V6 with 283 horsepower, 260 lb-ft of torque and as good as 9.4 L/100 km (30 mpg) hwy (new test method), 7.9 L/100 km (36 mpg) hwy (old test method)**
– Named a three-time winner of *Ward's* “10 Best Engines”
- Canada's most affordable mid-size crossover⁽¹⁾
- Canada's number-one selling crossover⁽²⁾
- Choice of front-wheel drive or all-wheel drive, 4-cylinder or V6 and 5- or 7-passenger seating
- Heated steering wheel – Available
- Keyless Enter 'n Go™ with proximity entry
- Leather-faced seating – Available

SAFETY & SECURITY



- Active front head restraints* – Standard
- All-Speed Traction Control – Standard
- Child Seat Anchor System (LATCH) – Standard
- Driver's inflatable knee blocker air bag* – Standard
- Electronic Stability Control (ESC)* – Standard
- Four-wheel antilock disc brakes – Standard
- ParkView® Rear Back-up Camera* – Available
- Sentry Key® anti-theft engine immobilizer – Standard
- Seven air bags* – Standard
- Supplemental side-curtain air bags* – Standard
- Tire pressure monitoring display – Standard

POWER AND FUEL ECONOMY

Based on 2014 *EnerGuide* fuel consumption ratings. Government of Canada new 5-cycle and old 2-cycle test methods used. Your actual fuel consumption will vary based on driving habits and other factors. For *EnerGuide* information, please ask your retailer or visit the Government of Canada Web site: www.vehicles.nrcan.gc.ca

ENGINE	TRANSMISSION	HORSEPOWER	TORQUE (LB-FT)	L/100 KM (MPG)			
				NEW (5-CYCLE)		OLD (2-CYCLE)	
				CITY	HIGHWAY	CITY	HIGHWAY
2.4L DOHC 16V I-4	4-speed automatic	173	166	12.7 (22)	9.1 (31)	11.2 (25)	7.7 (37)
3.6L Pentastar VVT V6 – FWD	6-speed automatic	283	260	14.2 (20)	9.4 (30)	12.7 (22)	7.9 (36)
3.6L Pentastar VVT V6 – AWD	6-speed automatic	283	260	14.5 (19)	9.9 (29)	12.9 (22)	8.4 (34)

SPECIFICATIONS

CURB WEIGHT, kg (lb)

2.4L I-4 Engine	1732 (3818)
3.6L Pentastar VVT V6 Engine FWD	1839 (4054)
3.6L Pentastar VVT V6 Engine AWD	1922 (4238)

GVWR, kg (lb)

	5-PASSENGER	7-PASSENGER
2.4L I-4 FWD	2270 (5005)	2381 (5250)
3.6L Pentastar VVT V6 FWD	2313 (5100)	2483 (5475)
3.6L Pentastar VVT V6 AWD	2540 (5600)	2540 (5600)

TOWING, kg (lb) (when properly equipped)

Towing Capacity (maximum) – I-4	454 (1000)
Towing Capacity (maximum) – V6	1134 (2500)

EXTERIOR, mm (in)

Wheelbase	2891 (113.8)
Overall Height	1692 (66.6)
Overall Height with Roof Rack	1765 (69.5)
Front Track	1570 (61.8)
Rear Track	1582 (62.3)
Overall Width, including Mirrors	2126 (83.7)
Overall Length	4887 (192.4)
Ground Clearance (FWD)	202 (8.0)
Ground Clearance (AWD)	208 (8.2)

INTERIOR, mm (in)

	FRONT	SECOND	THIRD
Headroom	1036 (40.8)	1013 (39.9)	958 (37.7)
Headroom with Sunroof	996 (39.2)	996 (39.2)	958 (37.7)
Legroom (5-passenger/7-passenger)	1036 (40.8)	917 (36.1) / 853 (33.6)	594 (23.4)
Hip Room	1367 (53.8)	1382 (54.4)	1016 (40.0)
Shoulder Room	1461 (57.5)	1445 (56.9)	1105 (43.5)

VOLUMES & CAPACITIES

Cargo, Behind 3rd Row, L (cu ft)	303 (10.7)
Cargo, Behind 2nd Row (5-passenger), L (cu ft)	1122 (39.6)
Cargo, Behind 2nd Row with 3rd Row Folded (7-passenger), L (cu ft)	1048 (37.0)
Cargo, Behind Front Row with Rear Seats Folded, L (cu ft)	1914 (67.6)
Seating Capacity	5 / 7
Volume Index (5-passenger), L (cu ft)	3811 (134.6)
Volume Index (7-passenger), L (cu ft)	3792 (133.9)
Fuel Tank, 2.4L/3.6L FWD, L (imp gal)	77.6 (17.1)
Fuel Tank, 3.6L AWD, L (imp gal)	79.9 (17.6)

*All disclaimers and disclosures can be found on the inside back cover. **For full fuel economy details, please see the Power and Fuel Economy chart above. ⁽¹⁾Based on 2014 *Ward's* Middle Cross Utility segmentation. ⁽²⁾Based on R. L. Polk Canada, Inc. May 2008 to September 2013 Canadian Total New Vehicle Registration data for Crossover Segments as defined by Chrysler Canada Inc.

DODGE JOURNEY

CVP STANDARD EQUIPMENT



POWERTRAIN

- 2.4L DOHC 16V I-4 with 4-speed automatic (22F)

INTERIOR AMENITIES

- Air conditioning with dual-zone temperature control
- Air filtering
- Cruise control
- Door sill scuff pads
- Driver and passenger lower LED lamps
- Electronic Vehicle Information Centre (EVIC)
- Illuminated front cup holders
- Media Centre:
 - 12V auxiliary input jack and remote USB port
 - Uconnect® 4.3 multimedia centre with six speakers
- Power locks
- Power windows, driver one-touch down
- Premium instrument cluster
- Seating:
 - Driver's height-adjustable seat
 - Premium cloth low-back bucket seats
 - Second-row 60/40 split-folding reclining/fold-flat seat with fore/aft adjustment
- Steering wheel-mounted audio and cruise controls
- Storage:
 - Full-length floor console with premium armrest
 - Second-row in-floor storage bins with removable, washable liners
- Three 12-volt power outlets
- Tilt/telescoping steering column

EXTERIOR FEATURES

- Black power, heated mirrors, manual folding
- Body-colour door handles
- Chrome grille
- Lighting:
 - Incandescent stop/taillamps
 - Liftgate flood lamp
 - Quad halogen headlamps
- Rear-window wiper/washer
- Wheels and Tires:
 - 17-inch aluminum wheels
 - Compact spare tire
 - P225/65R17 BSW all-season Touring tires

SAFETY & SECURITY

- Active front head restraints*
- Air Bags:
 - Advanced multistage driver and front-passenger*
 - Driver's inflatable knee blocker*
 - Supplemental front-seat-mounted side*
 - Supplemental side-curtain*
- Child Seat Anchor System (LATCH)
- Electronic Stability Control (ESC)* with All-Speed Traction Control, Electronic Roll Mitigation and Trailer Sway Control
- Engine block heater
- Four-wheel disc antilock brakes with Brake Assist
- Keyless Enter 'n Go™ with proximity entry
- Sentry Key® anti-theft engine immobilizer
- Tire pressure monitoring display

OPTIONAL EQUIPMENT

- 17-inch Wheel Covers (W7A)
- Black Side Roof Rails with Crossbars (MW1)
- Cargo Compartment Cover (Fleet only) (CSC)
- Comfort/Convenience Group (Fleet only) (AFB)
- Flexible Seating Group (7-passenger seating) (AGV)
- Front and Rear Floor Mats (CLE)
- Hands-free Communication with Bluetooth® Streaming Audio* (RSP)
- Second-row Integrated Child Booster Seats (CFL)

SE PLUS



POWERTRAIN

- 2.4L DOHC 16V I-4 with 4-speed automatic (22G)

ENHANCEMENTS vs. CVP

- 7-passenger seating (must-have, no-charge option)
- Air conditioning with tri-zone temperature control
- Deep-tint sunscreen glass
- Exterior:
 - Black side roof rails with crossbars
 - Body-colour power, heated mirrors, manual folding
- Front and rear floor mats
- Leather-wrapped shift knob
- Leather-wrapped steering wheel
- LED taillamps

OPTIONAL EQUIPMENT

- Comfort/Convenience Group (Fleet only) (AFB)
- Hands-free Communication with Bluetooth Streaming Audio* (RSP)
- Safe and Sound Group (AWX)
- Second-row Integrated Child Booster Seats (CFL)
- Uconnect 4.3S Multimedia Centre including SiriusXM Satellite Radio with One-year Subscription* (REB)

SXT



POWERTRAIN

- 2.4L DOHC 16V I-4 with 4-speed automatic (22K)
- 3.6L Pentastar™ Variable Valve Timing (VVT) V6 with 6-speed automatic (28K)

ENHANCEMENTS vs. SE PLUS

- 17-inch Tech Silver aluminum wheels
- 115-volt auxiliary power outlet
- Auto-dimming rearview mirror
- Dual bright exhaust tips (N/A with 2.4L engine)
- Lighting:
 - Automatic headlamps
 - Fog lamps
- One-touch up-and-down front windows
- Performance front fascia
- Security alarm
- Storage:
 - Cargo net
 - Overhead console
- Sun visors with illuminated vanity mirrors
- Trip computer with temperature and compass readout

OPTIONAL EQUIPMENT

- 19-inch Aluminum Wheels (WPX)
- Blacktop Package (ADX)
- Convenience Group (AAC)
- Hands-free Communication with Bluetooth Streaming Audio* (RSP)
- Heated Front Seats (JPM)
- Navigation and Sound Group (AS4)
- Power Sunroof (GWG)
- Rear-Seat Video Group (AV1)
- Safe and Sound Group (AWX)
- Second-row Integrated Child Booster Seats (CFL)
- Six Premium Speakers with Subwoofer (RC9)
- Six-way Power Driver's Seat with 4-way Lumbar Adjust (JPS)
- Trailer Tow Prep Group (N/A with 2.4L engine) (AHT)
- Uconnect 4.3S Multimedia Centre (REB)

R/T RALLYE AWD



ENHANCEMENTS vs. R/T AWD

- 19-inch Satin Carbon aluminum wheels
- Black leather-faced seating with perforated inserts and red accent stitching
- Body-colour grille and door handles
- Dimpled leather-wrapped steering wheel and shift knob

OPTIONAL EQUIPMENT

- Black Side Roof Rails with Crossbars (MW1)
- Driver Convenience Group (AJV)
- Navigation and Sound Group (AS4)
- Power Sunroof (GWG)
- Rear-Seat Video Group (AV1)
- Second-row Integrated Child Booster Seats (CFL)
- Trailer Tow Prep Group (AHT)

CROSSROAD AWD



ENHANCEMENTS vs. R/T AWD

- 19-inch Hyper Black aluminum wheels
- Black headlamp and taillamp surround
- Black lower side sill with platinum chrome insert
- Body-colour door handles
- Body-colour fascia with platinum chrome insert
- Crossroad badge
- Gloss black grille
- Platinum chrome side roof rails

OPTIONAL EQUIPMENT

- Driver Convenience Group (AJV)
- Navigation and Sound Group (AS4)
- Power Sunroof (GWG)
- Rear-Seat Video Group (AV1)
- Second-row Integrated Child Booster Seats (CFL)
- Trailer Tow Prep Group (AHT)

*All disclaimers and disclosures can be found on the inside back cover.

LIMITED



POWERTRAIN

- 3.6L Pentastar™ VVT V6 with 6-speed automatic (28L)

ENHANCEMENTS vs. SXT

- 19-inch aluminum wheels
- Air conditioning with tri-zone automatic temperature control
- Auto-dimming rearview mirror with microphone
- Bright side roof rails with crossbars
- Front and rear aimable LED lamps
- Media Centre:
 - Hands-free communication with Bluetooth® streaming audio*
 - Uconnect® 8.4 multimedia centre including SiriusXM satellite radio with one-year subscription*
- Remote start
- Seating:
 - Forward fold-flat front-passenger seat with in-seat storage
 - Heated front seats and steering wheel
 - Six-way power driver's seat with 4-way lumbar adjust
- Universal garage door opener*

OPTIONAL EQUIPMENT

- 19-inch Chrome-clad Aluminum Wheels (WP9)
- Driver Convenience Group (AJV)
- Navigation and Sound Group (AS4)
- Power Sunroof (GWG)
- Rear-Seat Video Group (AV1)
- Second-row Integrated Child Booster Seats (CFL)
- Six Premium Speakers with Subwoofer (RC9)
- Trailer Tow Prep Group (AHT)

CROSSROAD FWD



POWERTRAIN

- 3.6L Pentastar VVT V6 with 6-speed automatic (28V)

ENHANCEMENTS vs. SXT

- 19-inch Hyper Black aluminum wheels
- Air conditioning with tri-zone automatic temperature control
- Auto-dimming rearview mirror with microphone
- Exterior:
 - Black headlamp and taillamp surround
 - Black lower side sill with platinum chrome insert
 - Body-colour fascia with platinum chrome insert
 - Crossroad badge
 - Gloss black grille
 - Platinum chrome side roof rails
- Front and rear aimable LED lamps
- Liquid graphite bezels, shifter and cluster
- Media Centre:
 - Hands-free communication with Bluetooth streaming audio*
 - Uconnect 8.4 multimedia centre including SiriusXM satellite radio with one-year subscription*
- Seating:
 - Forward fold-flat front-passenger seat with in-seat storage
 - Leather-faced seats with sport mesh inserts and light slate grey accent stitching
 - Six-way power driver's seat with 4-way lumbar adjust
- Touring suspension

OPTIONAL EQUIPMENT

- Driver Convenience Group (AJV)
- Heated Front Seats with Heated Steering Wheel (JPM)
- Navigation and Sound Group (AS4)
- Power Sunroof (GWG)
- Rear-Seat Video Group (AV1)
- Six Premium Speakers with Subwoofer (RC9)
- Trailer Tow Prep Group (AHT)

R/T AWD



POWERTRAIN

- 3.6L Pentastar VVT V6 with 6-speed automatic (28X)

ENHANCEMENTS vs. LIMITED

- All-wheel drive
- Exterior:
 - Chrome door handles
 - R/T badge
- Leather-faced seating
- Park-Sense® Rear Park Assist*
- Performance suspension
- Six premium speakers with subwoofer

OPTIONAL EQUIPMENT

- 19-inch Chrome-clad Aluminum Wheels (WP9)
- Driver Convenience Group (AJV)
- Navigation and Sound Group (AS4)
- Power Sunroof (GWG)
- Rear-Seat Video Group (AV1)
- Second-row Integrated Child Booster Seats (CFL)
- Trailer Tow Prep Group (AHT)

PACKAGE DETAILS

BLACKTOP PACKAGE (ADX)

- 19-inch Gloss Black aluminum wheels
- Air conditioning with tri-zone automatic temperature control
- Black headlamp surround, gloss black mirrors, fascia and grille
- Front/rear aimable LED lamps
- Hands-free communication with Bluetooth streaming audio*
- SiriusXM satellite radio with one-year subscription*
- Touring suspension
- Uconnect 8.4 multimedia centre

CONVENIENCE GROUP (AAC)

- Cargo compartment cover
- Front and rear aimable LED lamps
- Hands-free communication with Bluetooth streaming audio*
- Remote start
- Universal garage door opener*

DRIVER CONVENIENCE GROUP (AJV)

- Park-Sense Rear Park Assist*
- ParkView® Rear Back-up Camera*
- Universal garage door opener*

FLEXIBLE SEATING GROUP (7-PASSENGER SEATING) (AGV)

- Air conditioning with tri-zone temperature control
- Second-row 60/40 Tilt 'n Slide® easy-entry seat
- Third-row 50/50 folding reclining seat

HANDS-FREE COMMUNICATION WITH BLUETOOTH STREAMING AUDIO* (RSP)

- Auto-dimming rearview mirror with microphone
- Leather-wrapped shift knob
- Leather-wrapped steering wheel

NAVIGATION AND SOUND GROUP (AS4)

- Air conditioning with tri-zone automatic temperature control
- Auto-dimming rearview mirror with microphone
- Hands-free communication with Bluetooth streaming audio*
- Park-Sense Rear Park Assist*
- ParkView Rear Back-up Camera*
- Portable rechargeable flashlight
- SiriusXM satellite radio with one-year subscription*
- Six premium speakers with subwoofer
- Uconnect 8.4N multimedia centre with Garmin® navigation*
- Universal garage door opener*

REAR-SEAT VIDEO GROUP (AV1)

- Second-row overhead 9-inch screen
- Six premium speakers with subwoofer
- Video remote control and wireless headphones

SAFE AND SOUND GROUP (AWX)

- Air conditioning with tri-zone automatic temperature control
- Front and rear aimable LED lamps
- Overhead console
- Park-Sense Rear Park Assist*
- ParkView Rear Back-up Camera*
- Passenger-assist handles
- SiriusXM satellite radio with one-year subscription*
- Sun visors with illuminated vanity mirrors
- Uconnect 8.4 multimedia centre
- Universal garage door opener*

SIX PREMIUM SPEAKERS WITH SUBWOOFER (RC9)

- 368-watt amplifier
- Portable rechargeable flashlight
- Six premium speakers with subwoofer


TRAILER TOW PREP GROUP (AHT)

- Engine oil cooler
- Trailer tow with 4-pin connector wiring




DODGE GRAND CARAVAN

PAINT



- A Billet Metallic
- B Bright White
- C Brilliant Black Crystal Metallic
- D Deep Cherry Red Crystal Pearl
- E Granite Crystal Metallic
- F Redline Pearl
- G Sandstone Pearl
- H True Blue Pearl

FABRIC



- A Cloth - Black Standard on CVP, SXT and Crew
- B Cloth - Black with Silver accent stitching Standard on Blacktop
- C Cloth - Light Greystone Standard on Crew
- D Cloth - Sandstorm Standard on Crew
- E Leather-faced with perforated inserts - Black Standard on Crew Plus
- F Leather-faced with perforated inserts - Light Greystone Standard on Crew Plus
- G Leather-faced with perforated inserts - Black with Red accent stitching Standard on R/T

WHEELS AND WHEEL COVERS



- A 17-inch wheel covers Standard on CVP and SXT (W7A)
- B 17-inch aluminum Standard on SE Plus Group (WFJ)
- C 17-inch aluminum Standard on SXT Plus Group (WGH)
- D 17-inch aluminum Standard on Crew and Crew Plus (WGF)
- E 17-inch aluminum with Gloss Black pockets Standard on Blacktop Package and R/T (WFH)

UCONNECT® MULTIMEDIA CENTRES

Uconnect 130 (RES)

- AM/FM/CD/MP3
- Auxiliary input jack
- Four speakers

Uconnect 430 (RBZ)

Uconnect 130 features plus:

- 6.5-inch touch screen
- 40GB hard drive with 28GB available
- DVD playback capability
- ParkView® Rear Back-up Camera*
- Six speakers
- USB port on radio

Uconnect 430N (RHB)

Uconnect 430 features plus:

- Garmin® navigation*
- SiriusXM Replay, Game Zone™ favourite song/artist alert
- SiriusXM satellite radio with one-year subscription*

*All disclaimers and disclosures can be found on the inside back cover.

2015 PRODUCT HIGHLIGHTS

- 3.6L Pentastar™ VVT V6 was a three-time winner of *Ward's* "10 Best Engines"
- Best-in-class horsepower⁽¹⁾ of 283 horsepower, and up to 9.4 L/100 km (30 mpg) hwy (new test method), 7.9 L/100 km (36 mpg) hwy (old test method)**
- Canada's best-selling minivan for over 30 years⁽¹⁾
- Class-exclusive heated steering wheel⁽¹⁾ – Available
- Class-exclusive Stow 'n Place™ Roof Rack System⁽¹⁾ – Available
- Class-exclusive Super Console⁽¹⁾ – Available
- Class-exclusive tailgate seating system⁽¹⁾
- Industry-exclusive 2nd-row Super Stow 'n Go® seating – Available
- The most awarded minivan ever⁽²⁾

SAFETY & SECURITY



- Air bags* – Advanced multistage driver and front-passenger, supplemental front-seat-mounted and supplemental side-curtain for outboard seating positions in all three rows – Standard
- Electronic Stability Control (ESC)* – Standard
- Four-wheel disc antilock brakes – Standard
- Power sliding doors and power liftgate – Available
- Remote keyless/illuminated entry – Standard
- Security alarm – Available
- Sentry Key® antitheft engine immobilizer – Standard
- Tire pressure monitoring warning lamp – Standard

POWER AND FUEL ECONOMY

Based on 2014 *EnerGuide* fuel consumption ratings. Government of Canada new 5-cycle and old 2-cycle test methods used. Your actual fuel consumption will vary based on driving habits and other factors. For *EnerGuide* information, please ask your retailer or visit the Government of Canada Web site: www.vehicles.nrcan.gc.ca

ENGINE	TRANSMISSION	HORSEPOWER	TORQUE (LB-FT)	L/100 KM (MPG)			
				NEW (5-CYCLE)		OLD (2-CYCLE)	
				CITY	HIGHWAY	CITY	HIGHWAY
3.6L Pentastar VVT V6	6-speed automatic	283	260	13.7 (21)	9.4 (30)	12.2 (23)	7.9 (36)

SPECIFICATIONS

CURB WEIGHT, kg (lb)

Curb Weight 2050 (4510)

GVWR, kg (lb)

GVWR 2744 (6050)

TOWING, kg (lb) (when properly equipped)

Towing Capacity (maximum) 1633 (3600)

EXTERIOR, mm (in)

Wheelbase 3078 (121.2)

Overall Height 1751 (68.9)

Front Track 1666 (65.6)

Rear Track 1647 (64.8)

Overall Width, including Mirrors 2247 (88.5)

Overall Length 5151 (202.8)

Ground Clearance 148 (5.8)

INTERIOR, mm (in)

	FRONT	SECOND	THIRD
Headroom	1012 (39.8)	999 (39.3)	963 (37.9)
Headroom with Sunroof	946 (37.2)	999 (39.3)	963 (37.9)
Legroom	1034 (40.7)	926 (36.5)	830 (32.7)
Hip Room	1485 (58.4)	1651 (65.0)	1238 (48.7)
Shoulder Room	1784 (63.0)	1832 (64.7)	1575 (62.0)

VOLUMES & CAPACITIES

Cargo, Behind 3rd Row, L (cu ft) 934 (33.0)

Cargo, Behind 2nd Row with 3rd Row Folded, L (cu ft) 2359 (83.3)

Cargo, Behind Front Row with Rear Seats Folded, L (cu ft) 4072 (143.8)

Seating Capacity 7

Volume Index, L (cu ft) 5544 (195.8)

Fuel Tank, L (imp gal) 76 (16.7)

*All disclaimers and disclosures can be found on the inside back cover. **For full fuel economy details, please see the Power and Fuel Economy chart above. ⁽¹⁾Based on 2014 *Ward's* Small Van segmentation. Excludes other vehicles designed and manufactured by Chrysler Group LLC. ⁽²⁾Based on automotive awards for minivans 1984 to 2014.

DODGE GRAND CARAVAN

CVP STANDARD EQUIPMENT



POWERTRAIN

- 3.6L Pentastar™ Variable Valve Timing (VVT) V6 with 6-speed automatic (29E)

INTERIOR AMENITIES

- Air conditioning with dual-zone temperature control
- Front courtesy/map lamps
- Fuel economizer
- Luxury steering wheel with audio and cruise controls
- Media Centre:
 - Three 12-volt auxiliary power outlets
 - Uconnect® 130 multimedia centre with four speakers
- Outside temperature display in odometer
- Power front windows, driver's one-touch down
- Power locks
- Rearview day/night mirror
- Seating:
 - Cloth low-back bucket seats
 - Second-row bench seat and 3rd-row Stow 'n Go® 60/40 split-folding seats with tailgate seating
- Sliding door alert warning
- Storage:
 - Dual glove boxes
 - Overhead console
- Tilt/telescoping steering column
- Tinted windows

EXTERIOR FEATURES

- Black bodyside moulding
- Black/bright grille
- Black door handles and sill appliqué
- Black, power heated mirrors, manual folding
- Body-colour fascia
- Quad-halogen headlamps
- Wheels and Tires:
 - 17-inch wheel covers
 - P225/65R17 BSW Touring tires

SAFETY & SECURITY

- Air Bags*
 - Active front head restraints
 - Advanced multistage driver and front-passenger air bags
 - Driver's knee blocker air bag
 - Supplemental front-seat-mounted side air bags and all-row side-curtain air bags
- Child Seat Anchor System (LATCH)
- Compact spare tire
- Electronic Stability Control* with All-Speed Traction Control, Trailer Sway Control and Brake Assist
- Engine block heater
- Enhanced Accident Response System (EARS)
- Four-wheel disc antilock brakes
- Remote keyless entry
- Sentry Key® anti-theft engine immobilizer
- Tire pressure monitoring warning lamp

CAPABILITY & FUNCTIONALITY

- Touring suspension

OPTIONAL EQUIPMENT

- Black Stow 'n Place™ Roof Rack (MW1)
- Climate Group (AAA)
- Delete 3rd-row Seats (CF9) (Fleet only)
- Easy-clean Floor Mats (CL9)
- Eight-way Power Driver's Seat (JPR) (Fleet only)
- Load-levelling and Height Control (SER) (Fleet only)
- Mopar® Premium Group (AHS)
- SE Plus Group (ALY)
- Security Alarm (LSA) (Fleet only)
- SiriusXM Satellite Radio with One-year Subscription* (RSC)
- Uconnect Hands-free Group* (AAJ)

*All disclaimers and disclosures can be found on the inside back cover.

SXT



POWERTRAIN

- 3.6L Pentastar VVT V6 with 6-speed automatic (29G)

ENHANCEMENTS vs. CVP

- Easy-clean floor mats
- Exterior:
 - Black Stow 'n Place Roof Rack
 - Body-colour bodyside moulding
 - Body-colour door handles
 - SXT badge
- Floor console with cup holders
- Second-row Super Stow 'n Go® seating
- Sunscreen glass

OPTIONAL EQUIPMENT

- Blacktop Package (ADZ)
- Climate Group (AAA)
- Delete 3rd-row Seats (CF9) (Fleet only)
- Eight-way Power Driver's Seat (JPR)
- Load-levelling and Height Control (SER) (Fleet only)
- Mopar Premium Group (AHS)
- Power Convenience Group (AJP)
- Power Window Group (AWH)
- Security Alarm (LSA) (Fleet only)
- Security Group (AJB)
- Single DVD Entertainment (AT4)
- SiriusXM Satellite Radio with One-year Subscription* (RSC)
- SXT Plus Group (AAY)
- Trailer Tow Group (AHT)
- Uconnect 430N Multimedia Centre (RHB)
- Uconnect Hands-free Group* (AAJ)

CREW



POWERTRAIN

- 3.6L Pentastar VVT V6 with 6-speed automatic (29K)

ENHANCEMENTS vs. SXT

- 17-inch aluminum wheels
- Air conditioning with tri-zone automatic temperature control (ATC)
- Eight-way power driver's seat with 2-way lumbar adjust
- Electronic Vehicle Information Centre (EVIC)
- Exterior:
 - Body-colour exterior mirrors
 - Body-colour sill appliqué
 - Chrome belt mouldings
 - Chrome bodyside moulding
 - Chrome Stow 'n Place Roof Rack
 - Crew badge

- Fog lamps
- Leather-wrapped steering wheel and shift knob
- Power 2nd-row windows
- Power 3rd-row quarter-vented windows
- Power windows, front one-touch down
- Six speakers
- Storage:
 - Illuminated front-door storage
 - Super Console

OPTIONAL EQUIPMENT

- Delete 3rd-row Seats (CF9) (Fleet only)
- Driver Convenience Group (AJV)
- Electronics Convenience Group (AFC)
- Light and Storage Group (ALV)
- Mopar Premium Group (AHS)
- Passenger Convenience Group (AJA)
- Power Convenience Group (AJP)
- Safety Sphere Group (AJ1)
- Security Alarm (LSA) (Fleet only)
- Security Group (AJB)
- Single DVD Entertainment (AT4)
- Trailer Tow Group (AHT)
- Uconnect 430N Multimedia Centre (RHB)

PACKAGE DETAILS

BLACKTOP PACKAGE (ADZ)

- 17-inch aluminum wheels with Gloss Black pockets
- Air conditioning with tri-zone manual temperature control
- All-black interior with brushed aluminum accents
- Black cloth seats with silver accent stitching
- Black headlamp surround
- Fog lamps
- Gloss Black grille
- Leather-wrapped shift knob
- Leather-wrapped steering wheel
- Super Console

CLIMATE GROUP (AAA)

- Air conditioning with tri-zone manual temperature control

DRIVER CONVENIENCE GROUP (AJV)

- Auto-dimming rearview mirror with microphone
- Hands-free communication with Bluetooth® streaming audio*
- Heated front seats
- Heated steering wheel
- Remote USB port

DUAL INDEPENDENT BLU-RAY™/DVD ENTERTAINMENT (AT5)

- Blu-ray/DVD player
- Hands-free communication with Bluetooth streaming audio*
- High-Definition Multimedia Interface (HDMI) port
- Remote USB port — charge only
- Second- and 3rd-row overhead 9-inch VGA video screens
- Video remote control
- Wireless headphones

ELECTRONICS CONVENIENCE GROUP (AFC)

- 40GB hard drive with 28GB available
- 115-volt auxiliary power outlet
- ParkView® Rear Back-up Camera*
- SiriusXM satellite radio with one-year subscription*
- Uconnect 430 multimedia centre with 6.5-inch touch-screen display

POWER CONVENIENCE GROUP (AJP)

- Dual power sliding doors
- Power liftgate

POWER WINDOW GROUP (AWH)

- Power 2nd-row windows
- Power 3rd-row quarter-vented windows
- Power windows, front one-touch down

CREW PLUS



POWERTRAIN

- 3.6L Pentastar™ VVT V6 with 6-speed automatic (29L)

ENHANCEMENTS vs. CREW

- Dual power sliding doors and power liftgate
- Lighting:
 - Overhead ambient surround lighting
 - Rear swivelling reading/courtesy lamps
- Media Centre:
 - 115-volt auxiliary power outlet
 - SiriusXM satellite radio with one-year subscription*
 - Uconnect® 430 multimedia centre
- ParkView® Rear Back-up Camera*
- Seating:
 - Heated front seats
 - Leather-faced seats
 - Power driver/front-passenger seats
- Storage:
 - Overhead storage bins
 - Single rear overhead console system
- Sun visors with illuminated vanity mirror
- Universal garage door opener*

OPTIONAL EQUIPMENT

- Delete 3rd-row Seats (CF9) (Fleet only)
- Driver Convenience Group (AJV)
- Dual Independent Blu-ray™/DVD Entertainment (AT5)
- Mopar® Premium Group (AHS)
- Nine Amplified Speakers with Subwoofer (RC3)
- Passenger Convenience Group (AJA)
- Power Folding 3rd-row Seat (JRJ)
- Power Sunroof (GWA)
- Safety Sphere Group (AJ1)
- Security Group (AJB)
- Trailer Tow Group (AHT)
- Uconnect 430N Multimedia Centre (RHB)

R/T



POWERTRAIN


- 3.6L Pentastar VVT V6 with 6-speed automatic (29N)

ENHANCEMENTS vs. CREW PLUS

- 17-inch aluminum wheels with Gloss Black pockets
- All black interior
- Exterior:
 - Black belt mouldings
 - Body-colour bodyside moulding
 - Body-colour grille
 - R/T badge
- Heated 2nd-row seats
- Heated steering wheel
- Media Centre:
 - 506-watt amplifier
 - Hands-free communication with Bluetooth® streaming audio*
 - Nine amplified speakers with subwoofer
- Performance suspension
- Remote start
- Second- and 3rd-row window shades
- Security alarm

OPTIONAL EQUIPMENT

- Black Stow 'n Place™ Roof Rack (MW1)
- Delete 3rd-row Seats (CF9) (Fleet only)
- Dual Independent Blu-ray/DVD Entertainment (AT5)
- Load-levelling and Height Control (SER)
- Mopar Premium Group (AHS)
- Safety Sphere Group (AJ1)
- Single DVD Entertainment (AT4)
- Trailer Tow Group (AHT)
- Uconnect 430N Multimedia Centre (RHB)



SAFETY SPHERE GROUP (AJ1)

- Automatic headlamps
- Blind-Spot Monitoring* with Rear Cross-Path Detection*
- Park-Sense® Rear Park Assist*
- Rain-sensing windshield wipers

SE PLUS GROUP (ALY)

- 17-inch aluminum wheels
- Power 2nd-row windows
- Power 3rd-row quarter-vented windows
- Power windows, front one-touch down
- Sunscreen glass

SECURITY GROUP (AJB)

- Remote start system
- Security alarm

SINGLE DVD ENTERTAINMENT (AT4)

- 40GB hard drive with 28GB available
- 115-volt auxiliary power outlet
- Auto-dimming rearview mirror with microphone
- High-Definition Multimedia Interface (HDMI) port
- ParkView Rear Back-up Camera*
- Remote USB port – charge only

SINGLE DVD ENTERTAINMENT (AT4) (continued)

- Second-row overhead 9-inch VGA video screen
- SiriusXM satellite radio with one-year subscription*
- Six speakers
- Uconnect 430 multimedia centre
- Video remote control
- Wireless headphones

SXT PLUS GROUP (AAY)

- 17-inch aluminum wheels
- Body-colour sill appliqué
- P225/65R17 BSW all-season tires
- Power 2nd-row windows
- Power 3rd-row quarter-vented windows
- Power windows, front one-touch down

TRAILER TOW GROUP (AHT)


- Class II hitch receiver
- Load-levelling and height control
- Trailer tow wiring harness

UCONNECT HANDS-FREE GROUP (AAJ)

- Auto-dimming rearview mirror with microphone
- Hands-free communication with Bluetooth streaming audio*
- Leather-wrapped shift knob
- Leather-wrapped steering wheel
- Remote USB port
- SiriusXM satellite radio with one-year subscription*

CHRYSLER TOWN & COUNTRY


PAINT



- A Billet Metallic
- B Bright White
- C Brilliant Black Crystal Pearl
- D Cashmere Pearl*
- E Deep Cherry Red Crystal Pearl
- F Granite Crystal Metallic
- G Mocha Java*
- H True Blue Pearl*

*Not available on all models.

FABRIC



- A Cloth - Black Standard on Touring
- B Cloth - Medium Frost Beige Standard on Touring
- C Torino Leather with fabric inserts - Black Standard on S
- D Torino Leather-faced - Black Standard on Touring-L
- E Torino Leather-faced - Light Greystone Standard on Touring-L
- F Torino Leather-faced - Medium Frost Beige Standard on Touring-L
- G Nappa Leather-faced - Black Standard on Limited
- H Nappa Leather-faced - Light Greystone Standard on Limited
- I Nappa Leather-faced - Medium Frost Beige Standard on Limited

WHEELS



- A 17-inch Satin Silver aluminum Available with Premium Group (WFL)
- B 17-inch aluminum Standard on Touring (WFW)
- C 17-inch Hyper Black aluminum Standard on S (WFL)
- D 17-inch Tech Silver aluminum Standard on Touring-L (WGG)
- E 17-inch Polished aluminum Standard on Limited (WGG)

Uconnect® MULTIMEDIA CENTRES

Uconnect 430 (RBZ)

- 6.5-inch touch screen
- 40GB hard drive with 28GB available
- AM/FM/CD/MP3
- Auxiliary input jack
- DVD playback capability
- ParkView® Rear Back-up Camera*
- SiriusXM Replay, Game Zone™ favourite song/artist alert
- SiriusXM satellite radio with one-year subscription*
- Six speakers
- USB port on radio

Uconnect 430N (RHB)

- Uconnect 430 features plus:**
- Garmin® navigation*
- iPod® connectivity
- iPod/USB playback with radio controls

*All disclaimers and disclosures can be found on the inside back cover.

2015 PRODUCT HIGHLIGHTS

- 3.6L Pentastar™ VVT V6 was named one of *Ward's* "10 Best Engines" for three consecutive years
- Best-in-class 283 horsepower⁽¹⁾ with up to 9.5 L/100 km (30 mpg) highway (new test method), 8.0 L/100 km (35 mpg) highway (old test method)**
- Canada's most luxurious minivan⁽¹⁾
- Class-exclusive heated steering wheel⁽¹⁾ – Available
- Class-exclusive Stow 'n Place™ roof rack system⁽¹⁾
- Class-exclusive Super Console⁽¹⁾
- Industry-exclusive 2nd-row Super Stow 'n Go® seating
- Industry-exclusive dual Blu-ray™/DVD entertainment – Available
- Most innovative minivan in its class⁽¹⁾

SAFETY & SECURITY

- Air bags* – Advanced multistage driver and front-passenger, supplemental side-curtain for outboard seating positions in all three rows and front-seat-mounted side – Standard
- Blind-Spot Monitoring with Rear Cross-Path Detection*
- Keyless Enter 'n Go™ with proximity entry – Available
- Park-Sense® Rear Park Assist* – Available
- ParkView® Rear Back-up Camera* – Standard
- Remote keyless/illuminated entry – Standard
- Security alarm – Available

POWER AND FUEL ECONOMY

Based on 2014 *EnerGuide* fuel consumption ratings. Government of Canada new 5-cycle and old 2-cycle test methods used. Your actual fuel consumption will vary based on driving habits and other factors. For *EnerGuide* information, please ask your retailer or visit the Government of Canada Web site: www.vehicles.nrcan.gc.ca

ENGINE	TRANSMISSION	HORSEPOWER	TORQUE (LB-FT)	L/100 KM (MPG)			
				NEW (5-CYCLE)		OLD (2-CYCLE)	
				CITY	HIGHWAY	CITY	HIGHWAY
3.6L Pentastar VVT V6	6-speed automatic	283	260	14.1 (20)	9.5 (30)	12.5 (23)	8.0 (35)

SPECIFICATIONS

CURB WEIGHT, kg (lb)

Curb Weight	2115 (4652)
-------------	-------------

GVWR, kg (lb)

GVWR	2744 (6050)
------	-------------

TOWING, kg (lb) (when properly equipped)

Towing Capacity (maximum)	1588 (3500)
---------------------------	-------------

EXTERIOR, mm (in)

Wheelbase	3078 (121.2)
Overall Height	1751 (68.9)
Front Track	1725 (67.9)
Rear Track	1647 (64.8)
Overall Width	1999 (78.7)
Overall Width with Side Mirrors	2247 (88.5)
Overall Length	5151 (202.8)
Ground Clearance	148 (5.8)

INTERIOR, mm (in)

	FRONT	SECOND	THIRD
Headroom	1012 (39.8)	999 (39.3)	963 (37.9)
Headroom with Sunroof	946 (37.2)	999 (39.3)	963 (37.9)
Legroom	927 (36.5)	926 (36.5)	830 (32.7)
Hip Room	1485 (58.4)	1651 (65.0)	1238 (48.7)
Shoulder Room	1619 (63.7)	1628 (64.1)	1575 (62.0)

VOLUMES & CAPACITIES

Cargo, Behind 3rd Row, L (cu ft)	934 (33.0)
Cargo, Behind 2nd Row with 3rd Row Folded, L (cu ft)	2359 (83.3)
Cargo, Behind Front Row with Rear Seats Folded, L (cu ft)	4072 (143.8)
Seating Capacity	7
Volume Index, L (cu ft)	5544 (195.8)
Fuel Tank Capacity, L (imp gal)	76 (16.7)

*All disclaimers and disclosures can be found on the inside back cover. **For full fuel economy details, please see the Power and Fuel Economy chart above. ⁽¹⁾Based on 2014 *Ward's* Small Van segmentation. Excludes other vehicles designed and manufactured by Chrysler Group LLC.

CHRYSLER TOWN & COUNTRY

TOURING STANDARD EQUIPMENT



POWERTRAIN

- 3.6L Pentastar™ Variable Valve Timing (VVT) V6 with 6-speed automatic (29K)

INTERIOR AMENITIES

- 115-volt auxiliary power outlet
- Cloth low-back bucket seats
- Easy-clean floor mats
- Electronic Vehicle Information Centre (EVIC)
- Leather-wrapped steering wheel with audio and cruise controls
- Media Centre:
 - Auxiliary input jack
 - SiriusXM satellite radio with one-year subscription*
 - Uconnect® 430 multimedia centre with 6 speakers
- Overhead ambient surround lighting
- Power windows, front one-touch down
- Power 3rd-row quarter-vented windows
- Power liftgate and sliding doors
- Power locks
- Seating:
 - Eight-way power driver's seat, 2-way power lumbar adjust
 - Second-row Super Stow 'n Go® seating
 - Third-row Stow 'n Go® with tailgate seating
- Storage:
 - Dual glove boxes
 - Lower instrument panel with cubby bin
 - Overhead storage bins and console
 - Super Console
- Sunscreen glass windows
- Three 12-volt auxiliary power outlets
- Tilt/telescoping steering column
- Tri-zone automatic temperature control and air filtering
- Universal garage door opener*

EXTERIOR FEATURES

- Automatic quad-halogen headlamps, premium fog lamps
- Black Stow 'n Place™ roof rack system
- Body-colour door handles
- Body-colour, power, heated mirrors, manual folding
- Touring suspension
- Wheels and Tires:
 - 17-inch aluminum wheels
 - P225/65R17 BSW all-season Touring tires

SAFETY & SECURITY

- Active front head restraints*
- Air bags,* including advanced multistage driver and front-passenger air bags, driver's knee blocker air bag, supplemental front-seat-mounted side air bags and supplemental side-curtain air bags
- Child Seat Anchor System (LATCH)
- Electronic Stability Control* with All-Speed Traction Control, Trailer Sway Control and Brake Assist
- Engine block heater
- Four-wheel disc antilock brakes
- Remote keyless entry
- ParkView® Rear Back-up Camera*
- Sentry Key® anti-theft engine immobilizer
- Tire pressure monitoring warning lamp

OPTIONAL EQUIPMENT

- Delete 3rd-row Seats (Fleet only) (CF9)
- Driver Convenience Group (AJV)
- Dual Independent Blu-ray™/DVD Entertainment (AT5)
- Keyless Enter 'n Go™ with Proximity Entry (GX4)
- Passenger Convenience Group (AJA)
- Power Sunroof (GWA)
- SafetyTec™ Group (AC5)
- Security Group (AJB)
- Trailer Tow Group (AHT)
- Uconnect 430N Multimedia Centre (RHB)
- Wheelchair Accessible Prep Group (AMS)

S



POWERTRAIN

- 3.6L Pentastar VVT V6 with 6-speed automatic (29M)

ENHANCEMENTS vs. TOURING

- 17-inch Hyper Black aluminum wheels
- Auto-dimming rearview mirror with microphone
- Black interior with piano black accents
- Black Torino leather-faced seats with fabric inserts and silver accent stitching
- Exterior:
 - Black/chrome grille
 - Black headlamp surrounds
 - Rear fascia scuff pad
 - S badge
- Media Centre:
 - Dual independent Blu-ray/DVD entertainment
 - Hands-free communication with Bluetooth® streaming audio*
 - High-Definition Multimedia Interface (HDMI) port
 - Remote USB port
 - Second- and 3rd-row 9-inch VGA video screens
 - Video remote control
 - Wireless headphones
- Performance suspension
- Premium leather-wrapped steering wheel

OPTIONAL EQUIPMENT

- Driver Convenience Group (AJV)
- SafetyTec Group (AC5)
- Security Group (AJB)
- Trailer Tow Group (AHT)
- Uconnect 430N Multimedia Centre (RHB)

TOURING-L



POWERTRAIN

- 3.6L Pentastar VVT V6 with 6-speed automatic (29J)

ENHANCEMENTS vs. TOURING

- 17-inch Tech Silver aluminum wheels
- Remote start
- Seating:
 - Eight-way power driver and front-passenger seat with 2-way driver's lumbar adjust
 - Heated front seats
 - Leather-faced seats
- Second- and 3rd-row window shades
- Security alarm
- Tire pressure monitoring display

OPTIONAL EQUIPMENT

- Delete 3rd-row Seats (Fleet only) (CF9)
- Driver Convenience Group (AJV)
- Dual Independent Blu-ray/DVD Entertainment (AT5)
- Keyless Enter 'n Go with Proximity Entry (GX4)
- Power Sunroof (GWA)
- Premium Group (ANF)
- SafetyTec Group (AC5)
- Trailer Tow Group (AHT)
- Uconnect 430N Multimedia Centre (RHB)



LIMITED

PACKAGE DETAILS



POWERTRAIN

- 3.6L Pentastar™ VVT V6 with 6-speed automatic (29X)

ENHANCEMENTS vs. TOURING-L

- 17-inch polished aluminum wheels
- Auto-dimming rearview mirror with microphone
- Blind-Spot Monitoring* with Rear Cross-Path Detection*
- Exterior:
 - Auto-dimming exterior driver mirror
 - Chrome door handles
 - Chrome exterior mirrors with supplemental signals and memory
 - Chrome Stow 'n Place™ roof rack system
 - Power folding multifunction mirrors with memory
 - Rain-sensitive windshield wipers
- Heated wood/leather-wrapped steering wheel
- Keyless Enter 'n Go™ with proximity entry
- Lighting:
 - Auto high-beam headlamp control
 - High Intensity Discharge (HID) headlamps
- Media Centre:
 - 506-watt amplifier
 - Hands-free communication with Bluetooth® streaming audio*
 - Nine amplified speakers with subwoofer
 - Remote USB port
- Park-Sense® Rear Park Assist System*
- Power adjustable pedals with memory
- Seating:
 - Heated 2nd-row seats
 - Luxury Nappa leather-faced seats

OPTIONAL EQUIPMENT

- Delete 3rd-row Seats (Fleet only) (CF9)
- Dual Independent Blu-ray™/DVD Entertainment (AT5)
- Power Folding 3rd-row Seat (JRI)
- Power Sunroof (GWA)
- Trailer Tow Group (AHT)
- Uconnect® 430N Multimedia Centre (RHB)

DRIVER CONVENIENCE GROUP (AJV)

- Auto-dimming rearview mirror with microphone
- Hands-free communication with Bluetooth streaming audio*
- Heated front seats
- Heated steering wheel
- Remote USB port

DUAL INDEPENDENT BLU-RAY/DVD ENTERTAINMENT (AT5)

- 115-volt auxiliary outlet
- Auto-dimming rearview mirror with microphone
- Hands-free communication with Bluetooth streaming audio*
- High-Definition Multimedia Interface (HDMI) port
- Second- and 3rd-row 9-inch VGA video screens
- Two remote USB ports
- Video remote control
- Wireless headphones

KEYLESS ENTER 'N GO (GX4)

- Bright door handles
- Push-button stop/start
- Remote proximity entry

PASSENGER CONVENIENCE GROUP (AJA)

- Heated 2nd-row seats
- Second- and 3rd-row window shades

POWER SUNROOF (GWA)

- Dual rear overhead mini consoles
- Mini overhead console

PREMIUM GROUP (ANF)

- 17-inch Satin Silver aluminum wheels
- Heated 2nd-row seats
- Power folding 3rd-row seat

SAFETYTEC™ GROUP (AC5)

- Auto high-beam headlamp control
- Auto-dimming rearview mirror
- Blind-Spot Monitoring* with Rear Cross-Path Detection*
- Park-Sense Rear Park Assist System*
- Power multifunction mirrors
- Rain-sensitive windshield wipers
- Tire pressure monitoring display

SECURITY GROUP (AJB)

- Remote start
- Security alarm

TRAILER TOW GROUP (AHT)


- Class II hitch receiver
- Load-levelling and height control
- Trailer tow wiring harness



*All disclaimers and disclosures can be found on the inside back cover.



RAM COMMERCIAL



RAM COMMERCIAL COMPARISONS

	MODEL	LIGHT DUTY PICKUP		HEAVY DUTY PICKUP	
	SERIES	1500	2500	3500	
	TRIM LEVEL	ST, SXT, TRADESMAN, EXPRESS, SLT, OUTDOORSMAN, BIG HORN, SPORT, R/T, LARAMIE, LARAMIE LONGHORN, LARAMIE LIMITED	ST, SXT, SLT, OUTDOORSMAN, POWER WAGON® ST, POWER WAGON, POWER WAGON LARAMIE, LARAMIE, LARAMIE LONGHORN, LARAMIE LIMITED	ST, SXT, SLT, LARAMIE, LARAMIE LONGHORN, LARAMIE LIMITED	
	BODY STYLE	REGULAR CAB, QUAD CAB®, CREW CAB	REGULAR CAB, CREW CAB, MEGA CAB®	REGULAR CAB, CREW CAB, MEGA CAB	
	CARGO BED, m (ft/in)	1.7 (5'7") / 1.9 (6'4") / 2.4 (8'0")	1.9 (6'4") / 2.4 (8'0")	1.9 (6'4") / 2.4 (8'0")	
	CAB-TO-AXLE, mm (in)				
	WHEELBASE, mm (in)	3061 (120.5) / 3569 (140.5) / 3797 (149.5)	3569 (140.5) / 3797 (149.5) / 4077 (160.5) / 4305 (169.5)	3569 (140.5) / 3797 (149.5) / 4077 (160.5) / 4305 (169.5)	
	ENGINE	3.6L PENTASTAR™ VVT V6 5.7L HEMI® V8 3.0L ECODIESEL V6	5.7L HEMI V8 5.7L HEMI V8 CNG 6.4L HEMI V8 6.7L CUMMINS® TURBO DIESEL	5.7L HEMI V8 6.4L HEMI V8 6.7L CUMMINS TURBO DIESEL	
	TRANSMISSION	6-SPEED AUTOMATIC 8-SPEED AUTOMATIC	6-SPEED AUTOMATIC 6-SPEED MANUAL	6-SPEED AUTOMATIC 6-SPEED MANUAL	
	SEATING CAPACITY (front/rear)	2 or 2 / 3 or 3 / 3	3 or 2 / 3 or 3 / 3	3 or 2 / 3 or 3 / 3	
	PAYLOAD CAPABILITY RANGE, kg (lb)	322 (710) – 871 (1920)*	549 (1210) – 1801 (3970)*	1601 (3530) – 3320 (7320)*	
	TRAILER TOWING CAPABILITY RANGE, kg (lb)	1791 (3950) – 4740 (10,450)*	4899 (10,800) – 8151 (17,970)*	4817 (10,620) – 13,608 (30,000)*	
	GROSS VEHICLE WEIGHT RATING (GVWR) RANGE, kg (lb)	2726 (6010) – 3153 (6950)*	4048 (9000) – 4536 (10,000)*	4581 (10,100) – 6350 (14,000)*	
	GROSS COMBINED WEIGHT RATING (GCWR) RANGE, kg (lb)	4309 (9500) – 7099 (15,650)*	8165 (18,000) – 11,340 (25,000)*	8165 (18,000) – 17,055 (37,600)*	



CHASSIS CAB			CARGO VAN	PROMASTER™
3500	4500	5500	CARGO VAN	1500, 2500, 3500
ST, SLT, LARAMIE	ST, SLT, LARAMIE	ST, SLT, LARAMIE	CARGO VAN	CARGO VAN, CHASSIS CAB, CUTAWAY, WINDOW VAN
REGULAR CAB, CREW CAB	REGULAR CAB, CREW CAB	REGULAR CAB, CREW CAB	CARGO VAN	STANDARD ROOF, HIGH ROOF
1524 (60) / 2134 (84)	1524 (60) / 2134 (84) / 2743 (108) / 3048 (120)	1524 (60) / 2134 (84) / 2743 (108) / 3048 (120)		2057 (81) / 2642 (104)
3640 (143.3) / 4249 (167.3) / 4374 (172.2)	3672.8 (144.6) / 4277.3 (168.4) / 4401.8 (173.3) / 4881.8 (192.2) / 5006.3 (197.1) / 5196.8 (204.6)	3673 (144.6) / 4277 (168.4) / 4402 (173.3) / 4882 (192.2) / 5006 (197.1) / 5197 (204.6)	3078 (121.2)	2997 (118) / 3454 (136) / 4039 (159) / 4039 (159 EXT)
5.7L HEMI® V8 6.4L HEMI V8 6.7L CUMMINS® TURBO DIESEL	6.4L HEMI V8 6.7L CUMMINS TURBO DIESEL	6.4L HEMI V8 6.7L CUMMINS TURBO DIESEL	3.6L PENTASTAR™ VVT V6	3.6L PENTASTAR VVT V6 3.0L ECODIESEL I-4
6-SPEED AUTOMATIC 6-SPEED MANUAL	6-SPEED AUTOMATIC 6-SPEED MANUAL	6-SPEED AUTOMATIC 6-SPEED MANUAL	6-SPEED AUTOMATIC	6-SPEED AUTOMATIC 6-SPEED AUTOMATED MANUAL
3 or 3 / 3	3 or 3 / 3	3 or 3 / 3	2	2 or 3
1282 (2826) – 3504 (7724)*	2858 (6300) – 4308 (9497)*	4149 (9147) – 5346 (11,786)*	816 (1800)	1619 (3570) – 2341 (5160)
6055 (13,350) – 10,319 (22,750)*	7235 (15,950) – 11,181 (24,650)*	7689 (16,950) – 13,427 (29,600)*	1633 (3600)	2313 (5100)
4536 (10,000) – 6350 (14,000)*	6804 (15,000) – 7484 (16,500)*	8164 (18,000) – 8845 (19,500)*	2744 (6050)	3878 (8550) – 4241 (9350)
9072 (20,000) – 13,608 (30,000)*	10,886 (24,000) – 14,742 (32,500)*	11,793 (26,000) – 17,010 (37,500)*	3969 (8750)	5216 (11,500) – 5670 (12,500)

*Based on 2014 model-year information. 2015 model-year information not available at time of printing. Visit www.rambodybuilder.com for the latest information. Capability ratings shown are based on properly equipped trucks, optional equipment may be necessary. Weight of additional options, equipment, passengers and cargo must be deducted from these weights.

RAM 1500


PAINT



- A Black
- B Black Forest Green Pearl
- C Blue Streak Pearl
- D Bright Silver Metallic
- E Bright White
- F Deep Cherry Red Crystal Pearl
- G Flame Red
- H Granite Crystal Metallic
- I Maximum Steel Metallic
- J Prairie Pearl
- K True Blue Pearl
- L Western Brown Pearl
- M White Gold[†]


[†]Lower two-tone on Laramie Longhorn.

FABRIC



- A Heavy-duty Vinyl – Diesel Grey Standard on ST, Tradesman and Express
- B Cloth – Diesel Grey Standard on SXT, HFE, SLT, Outdoorsman and Big Horn, Available on ST, Tradesman and Express
- C Cloth – Canyon Brown Standard on HFE, SLT, Outdoorsman and Big Horn
- D Premium Cloth – Diesel Grey Available on SLT, Outdoorsman and Big Horn
- E Premium Cloth – Canyon Brown Available on SLT, Outdoorsman and Big Horn
- F Sport Mesh Cloth with Vinyl – Black Standard on Sport and R/T
- G Leather-faced with perforated inserts – Black Available on Sport
- H Leather-faced with perforated inserts – Black Standard on Laramie
- I Leather-faced with perforated inserts – Light Frost Standard on Laramie
- J Premium Leather with perforated inserts – Canyon Brown with laser etching Standard on Laramie Longhorn (also available in non-laser etching)
- K Premium Leather with perforated inserts – Cattle Tan Available on Laramie Longhorn
- L Premium Leather with perforated inserts – Black Standard on Laramie Limited

WHEELS



- A 17-inch lightweight steel Standard on ST and Tradesman (WFP)
- B 17-inch aluminum Standard on HFE, SXT, SLT and Outdoorsman (WFE)
- C 20-inch aluminum Standard on Express, Packaged with SLT Décor Group, Available on SLT and Outdoorsman (WHE)
- D 20-inch Chrome-clad aluminum Available on Express (WR2)
- E 20-inch Chrome-clad aluminum Standard on Big Horn (WHK)
- F 17-inch Chrome-clad aluminum Available on Big Horn, SLT and Laramie (WFJ)
- G 20-inch Semi-Gloss Black aluminum Available on Outdoorsman (WHN)
- H 20-inch Polished aluminum with Accent-painted Silver pockets Standard on Sport, Available on SLT with SLT Plus Décor Group (WRF)
- I 20-inch Chrome-clad aluminum Standard on Laramie (WRG)
- J 20-inch multi-clad Polished aluminum with Accent-painted Gold inserts Standard on Laramie Longhorn with two-tone exterior paint (WRH)
- K 20-inch Polished aluminum with Accent-painted Silver inserts Standard on Laramie Longhorn with monotone exterior paint (WRJ)
- L 20-inch aluminum with Accent-painted Chrome inserts Standard on Laramie Limited (WRM)
- M 20-inch Polished aluminum Available on Laramie Longhorn with monotone exterior paint and Laramie Limited
- N 22-inch forged Polished aluminum Standard on Sport R/T (WPZ)

^{*}All disclaimers and disclosures can be found on the inside back cover. ^{††}Longevity based on entire Ram Pickup lineup compared to competitive pickups. Based on IHS Automotive: Polk Canadian Vehicles in Operation data as of July 1, 2013, for model-years 1988–2013. ^{†††}Based on 2014 *EnerGuide* highway fuel consumption ratings. Government of Canada new 5-cycle and old 2-cycle test methods used. Your actual fuel consumption will vary based on driving habits and other factors. New 5-cycle test method: 11.6 L/100 km (24 mpg) city, and 8.4 L/100 km (34 mpg) hwy. Old 2-cycle test method: 10.2 L/100 km (28 mpg) city, and 7.1 L/100 km (40 mpg) hwy. On Ram 1500 4x2 models equipped with 3.0L EcoDiesel V6 and 8-speed automatic. ^{††††}Based on *Automotive News* Full-size Pickup segmentation. Based on competitive information available at time of printing.

2015 PRODUCT HIGHLIGHTS

- Canada's longest-lasting pickup⁽¹⁾
- Canada's most fuel-efficient pickup⁽²⁾
 - As good as 8.4 L/100 km (34 mpg) highway (new test method), 7.1 L/100 km (40 mpg) highway (old test method)
- Powerful and fuel-efficient engines: 3.6L Pentastar™ VVT V6, 3.0L EcoDiesel V6 and legendary 5.7L HEMI® V8
- The only light-duty pickup to offer⁽³⁾:
 - Active-Level™ Four-corner Air Suspension
 - Eight-speed automatic transmission
 - Five-link Coil Spring Rear Suspension
 - RamBox® Cargo Management System

SAFETY & SECURITY

- Advanced multistage driver and front-passenger air bags,* front-seat-mounted side air bags* and supplemental side-curtain air bags* for front and rear – Standard
- Electronic Stability Control (ESC)* system with:
 - Antilock brake system – Standard
 - Hill Start Assist – Standard
 - Rain Brake Support – Standard
 - Ready Alert Braking – Standard
 - Traction Control – Standard
 - Trailer Sway Control – Standard
- Park-Sense® Front and Rear Park Assist System* – Available
- ParkView® Rear Back-up Camera* – Available

POWER AND FUEL ECONOMY

Based on 2014 *EnerGuide* fuel consumption ratings. Government of Canada new 5-cycle and old 2-cycle test methods used. Your actual fuel consumption will vary based on driving habits and other factors. For *EnerGuide* information, please ask your retailer or visit the Government of Canada Web site: www.vehicles.nrcan.gc.ca

	ENGINE	TRANSMISSION	HORSEPOWER	TORQUE (LB-FT)	L/100 KM (MPG)			
					NEW (5-CYCLE)		OLD (2-CYCLE)	
					CITY	HIGHWAY	CITY	HIGHWAY
4x2	3.0L EcoDiesel V6	8-speed automatic	240	420	11.6 (24)	8.4 (34)	10.2 (28)	7.1 (40)
4x2	3.6L Pentastar VVT V6 (HFE Model)	8-speed automatic	305	269	12.9 (22)	9.3 (30)	11.4 (25)	7.8 (36)
4x2	3.6L Pentastar VVT V6	8-speed automatic	305	269	13.9 (20)	9.5 (30)	12.4 (23)	8.0 (35)
4x2	5.7L HEMI VVT V8	8-speed automatic	395	410	15.8 (18)	10.9 (26)	14.1 (20)	9.2 (31)
4x2	5.7L HEMI VVT V8	6-speed automatic	395	410	17.1 (17)	12.0 (24)	15.4 (18)	10.2 (28)
4x4	3.0L EcoDiesel V6	8-speed automatic	240	420	12.1 (23)	8.8 (32)	10.6 (27)	7.4 (38)
4x4	3.6L Pentastar VVT V6	8-speed automatic	305	269	14.6 (19)	10.1 (28)	13.0 (22)	8.5 (33)
4x4	5.7L HEMI VVT V8	8-speed automatic	395	410	16.3 (17)	11.5 (25)	14.6 (19)	9.8 (29)
4x4	5.7L HEMI VVT V8	6-speed automatic	395	410	17.6 (16)	12.7 (22)	15.8 (18)	10.8 (26)

UCONNECT® MULTIMEDIA CENTRES

Uconnect 3.0 (RA1)

- AM/FM/MP3
- Four-line text display
- iPod® mobile device integration
- Media Hub including an auxiliary input jack and remote USB port
- SiriusXM satellite radio with one-year subscription* (optional on ST models)
- Speed-adjusted volume

Uconnect 3.0 features plus:

- Bluetooth® connectivity for hands-free* phone, streaming audio, voice command, preset text reply and incoming voice text message reader*
- Five-inch full-colour high-resolution touch-screen display
- Personalization of Electronic Vehicle Information Centre

Uconnect 5.0 (RA2)

Uconnect 5.0 features plus:

- 8.4-inch full-colour high-resolution touch-screen display
- HVAC control integration
- Navigation-ready*
- Remote SD card slot
- SMS response (dictation)

Uconnect 8.4A (RA3)

Uconnect 8.4A features plus:

- 3D navigation* with "one-shot" voice recognition*

Uconnect 8.4AN (RA4)



*All disclaimers and disclosures can be found on the inside back cover.

RAM 1500

2014 MODEL-YEAR SPECIFICATIONS^s

	REGULAR CAB 4x2/4x4		QUAD CAB [®] 4x2/4x4		CREW CAB 4x2/4x4	
EXTERIOR DIMENSIONS, mm (in)	1.9M (6'4") BOX	2.4M (8'0") BOX	1.9M (6'4") BOX	1.7M (5'7") BOX	1.9M (6'4") BOX	
Wheelbase	3061 (120.5)	3569 (140.5)	3569 (140.5)	3569 (140.5)	3794 (149.5)	
Overall Length	5309 (209.0)	5867 (231.0)	5817 (229.0)	5817 (229.0)	6030 (237.4)	
Overall Height (empty)	1894 (74.6) / 1910 (75.2)	1889 (74.4) / 1906 (75.0)	1906 (75.1) / 1922 (75.7)	1907 (75.1) / 1923 (75.7)	1872 (73.7) / 1974 (77.7)	
Overall Width (not including mirrors)	2017 (79.4)	2018 (79.4)	2017 (79.4)	2017 (79.4)	2018 (79.5)	
INTERIOR DIMENSIONS, mm (in)	REGULAR CAB		QUAD CAB		CREW CAB	
Seating Capacity, front/rear	3 / 0 or 2 / 0		3 / 3 or 2 / 3		3 / 3 or 2 / 3	
Headroom, front/rear	1013 (39.9) / N/A		1041 (41.0) / 1008 (39.7)		1041 (41.0) / 1013 (39.9)	
Legroom, front/rear	1041 (41.0) / N/A		1041 (41.0) / 880 (34.7)		1041 (41.0) / 1023 (40.3)	
Shoulder Room, front/rear	1679 (66.0) / N/A		1676 (66.0) / 1668 (65.7)		1676 (66.0) / 1668 (65.7)	
Hip Room, front/rear	1599 (62.9) / N/A		1605 (63.2) / 1598 (62.9)		1605 (63.2) / 1605 (63.2)	
TRACK						
Front	1728 (68.0) / 1732 (68.2)	1728 (68.0) / 1732 (68.2)	1728 (68.0) / 1732 (68.2)	1728 (68.0) / 1732 (68.2)	1742 (68.6) / 1736 (68.3)	
Rear	1715 (67.5)	1715 (67.5)	1715 (67.5)	1715 (67.5)	1732 (68.2)	
GROUND CLEARANCE (EMPTY)						
Front Axle	246 (9.7) / 228 (9.0)	245 (9.6) / 228 (9.0)	245 (9.6) / 228 (9.0)	245 (9.6) / 228 (9.0)	231 (9.1) / 234 (9.2)	
Rear Axle	228 (9.0) / 217 (8.6)	228 (9.0) / 217 (8.6)	228 (9.0) / 218 (8.6)	228 (9.0) / 218 (8.6)	221 (8.7) / 218 (8.6)	
Open Tailgate to Ground	883 (34.8) / 890 (35.0)	878 (34.6) / 885 (34.9)	878 (34.6) / 885 (34.9)	878 (34.6) / 885 (34.9)	847 (33.4) / 922 (36.3)	
Approach Angle, degrees	17.2 / 19.1	17.3 / 19.2	17.3 / 19.2	17.3 / 19.2	17.3 / 19.2	
Breakover Angle, degrees	23.2 / 18.7	21.4 / 16.6	21.4 / 16.6	21.4 / 16.6	21.4 / 16.6	
Ramp Breakover Angle, degrees	25.2 / 25.6	24.1 / 24.4	25.1 / 25.4	25.1 / 25.4	25.1 / 25.4	
Ground Clearance	Ground clearance can vary significantly by model, box length, tire size and available features such as skid plates and air suspension. Please visit www.rambodybuilder.com for full specifications on this measurement.					
OTHER						
Turning Circle Diameter, m (ft)	12 (39.5) / 12.1 (39.8)	13.7 (45.1) / 13.8 (45.4)	13.7 (45.1) / 13.8 (45.4)	13.7 (45.1) / 13.8 (45.4)	13.7 (45.1) / 13.8 (45.4)	
Fuel-tank Capacity, L (imp gal)	98 (21.5)	121 (26.6)	98 (21.5)	98 (21.5)	98 (21.5)	

FOUR-CORNER AIR SUSPENSION WITH FIVE PRESET HEIGHT POSITIONS

- Off-Road 2 (OR2) — Provides the greatest ground clearance and the best approach, departure and breakover angles
- Off-Road 1 (OR1) — Provides a good balance between ground clearance and ride comfort
- Normal Ride Height (NRH) — Normal driving position for the vehicle, designed to have the most comfortable balance of ride and handling
- Aero Mode — Lowers the vehicle to improve aerodynamics and fuel economy at highway speeds; it also reduces body roll and provides a sportier feel
- Entry/Exit Mode — Lowers the entire vehicle to make getting in and out of the vehicle easier; also easier loading/unloading of cargo from the cab and pickup bed, and easier trailer hooking/unhooking; for convenience, the truck can be lowered to the entry/exit ride height from outside the vehicle with a button on the key fob

PRESET VEHICLE HEIGHTS FOR AIR SUSPENSION

Preset Level	Distance ± from NRH
Off-Road (OR2)	+51 (+2.0)
Off-Road (OR1)	+30 (+1.2) front / +22 (+0.9) rear
Normal Ride Height (NRH)	0
Aero Mode	-27 (-1.1)
Entry/Exit Mode	-53 (-2.1) front / -43 (-1.7) rear

^sAll dimensions and capacities are based on 2014 model-year information and subject to change. 2015 model-year information not available at time of printing. Visit www.rambodybuilder.com for full specifications.

2014 MODEL-YEAR BOX DIMENSIONS^s

	RAMBOX [®]				
BOX LENGTH	1.7M (5'7") (CREW)	1.9M (6'4") (REG/QUAD/CREW)	2.4M (8') (REGULAR)	1.7M (5'7") (CREW)	1.9M (6'4") (REG/QUAD/CREW)
Maximum Length at Floor	1712 (67.4)	1939 (76.3)	2497 (98.3)	1712 (67.4)	1939 (76.3)
Front of Box to End of Open Tailgate	2325 (91.5)	2546 (100.2)	3054 (120.2)	2325 (91.5)	2546 (100.2)
Depth of Box	509 (20.0)	511 (20.1)	513 (20.2)	511 (20.1)	511 (20.1)
Width Between Wheelhousings	1295 (51.0)	1295 (51.0)	1295 (51.0)	1221 (48.1)	1221 (48.1)
Maximum Cargo Width at Floor	1687 (66.4)	1687 (66.4)	1687 (66.4)	1298 (51.1)	1270 (50.0)
Tailgate Opening	1535 (60.4)	1535 (60.4)	1535 (60.4)	1493 (58.8)	1221 (48.1)
Side Storage Volume (right), L (cu ft)				105 (3.7)	125 (4.4)
Side Storage Volume (left), L (cu ft)				102 (3.6)	119 (4.2)
Side Storage Volume (total), L (cu ft)				207 (7.3)	244 (8.6)

^sAll dimensions and capacities are based on 2014 model-year information and subject to change. 2015 model-year information not available at time of printing. Figures are in millimetres (inches) unless otherwise noted. Visit www.rambodybuilder.com for full specifications.

*All disclaimers and disclosures can be found on the inside back cover.

**RAM****2014 MODEL-YEAR RAM TOWING AND PAYLOAD HIGHLIGHTS⁽¹⁾**

⁽¹⁾2014 model-year maximum capability ratings shown. 2015 model-year information not available at time of printing. Visit www.rambodybuilder.com for the latest information. Based on properly equipped trucks; optional equipment may be necessary. Weight of additional options, equipment, passengers and cargo must be deducted from these weights.

GAS ENGINES

2014 MY TOWING (conventional ball & hitch)* kg (lb)				REGULAR CAB				QUAD CAB®		CREW CAB			
ENGINE	AUTO TRANS	AXLE RATIO	GCWR	1.9M (6'4") BOX		2.4M (8') BOX		1.9M (6'4") BOX		1.7M (5'7") BOX		1.9M (6'4") BOX	
				4x2	4x4	4x2	4x4	4x2	4x4	4x2	4x4	4x2	4x4
3.6L Pentastar™ VVT V6	8-speed	3.21	4309 (9500)	2177 (4800)	2018 (4450)	2087 (4600)	2019 (4450)	2019 (4450)	1928 (4250)	1950 (4300)	1860 (4100)		
		3.55	5443 (12,000)	3311 (7300)	3221 (7100)								
		3.55	5534 (12,200)			3311 (7300)	3243 (7150)						
		3.55	5670 (12,500)					3379 (7450)	3289 (7250)	3357 (7400)	3266 (7200)		
5.7L HEMI® V8	6-speed	3.21	5489 (12,100)	3243 (7150)		3175 (7000)		3084 (6800)					
		3.55	6418 (14,150)	4173 (9200)	4105 (9050)	4105 (9050)	4014 (8850)	4014 (8850)	3924 (8650)	3992 (8800)	3901 (8600)	3969 (8750)	3901 (8600)
		3.92	6396 (14,100)	4150 (9150)	4082 (9000)								
		3.92	7099 (15,650)			4740 (10,450)	4695 (10,350)	4695 (10,350)	4604 (10,150)	4672 (10,300)	4581 (10,100)	4649 (10,250)	4559 (10,050)
	8-speed	3.21	6124 (13,500)	3901 (8600)	3810 (8400)	3833 (8450)	3720 (8200)	3742 (8250)	3629 (8000)	3720 (8200)	3606 (7950)	3674 (8100)	3606 (7950)
		3.92	6396 (14,100)	4173 (9200)	4082 (9000)								
		3.92	7099 (15,650)			4740 (10,450)	4695 (10,350)	4717 (10,400)	4604 (10,150)	4695 (10,350)	4559 (10,000)	4649 (10,250)	4559 (10,050)

2014 MY PAYLOAD* kg (lb)				REGULAR CAB				QUAD CAB		CREW CAB			
ENGINE	AUTO TRANS	AXLE RATIO	GVWR	1.9M (6'4") BOX		2.4M (8') BOX		1.9M (6'4") BOX		1.7M (5'7") BOX		1.9M (6'4") BOX	
				4x2	4x4	4x2	4x4	4x2	4x4	4x2	4x4	4x2	4x4
3.6L Pentastar VVT V6	8-speed	3.21, 3.55	2733 (6025)	685 (1510)									
			2858 (6300)		721 (1590)								
			2994 (6600)			862 (1900)							
			3039 (6700)					826 (1820)		803 (1770)			
5.7L HEMI V8	6-speed	3.21, 3.55, 3.92	3084 (6800)			875 (1930)			785 (1730)		762 (1680)		
			2880 (6350)	730 (1610)	649 (1430)								
			2994 (6600)			776 (1710)	676 (1490)						
			3084 (6800)					776 (1710)	676 (1490)	748 (1650)	762 (1680)	716 (1580)	635 (1400)
	8-speed	3.21, 3.92	2880 (6350)	739 (1630)	658 (1450)								
			2994 (6600)			785 (1730)	680 (1500)						
			3084 (6800)					785 (1730)	680 (1500)	758 (1670)	658 (1450)	725 (1600)	644 (1420)

DIESEL ENGINE

2014 MY TOWING (conventional ball & hitch)* kg (lb)				REGULAR CAB				QUAD CAB		CREW CAB			
				1.9M (6'4") BOX		2.4M (8') BOX		1.9M (6'4") BOX		1.7M (5'7") BOX		1.9M (6'4") BOX	
ENGINE	AUTO TRANS	AXLE RATIO	GCWR	4x2	4x4	4x2	4x4	4x2	4x4	4x2	4x4	4x2	4x4
3.0L EcoDiesel V6	8-speed	3.55	6124 (13,500)			3742 (8250)	3629 (8000)	3629 (8000)	3515 (7750)	3583 (7900)	3538 (7700)	3561 (7850)	3493 (7700)
		3.92	6577 (14,500)			4173 (9200)	4082 (9000)	4082 (9000)	3969 (8750)	4037 (8900)	3946 (8700)	4014 (8850)	3946 (8700)
2014 PAYLOAD,* kg (lb)				REGULAR CAB				QUAD CAB		CREW CAB			
				1.9M (6'4") BOX		2.4M (8') BOX		1.9M (6'4") BOX		1.7M (5'7") BOX		1.9M (6'4") BOX	
ENGINE	AUTO TRANS	AXLE RATIO	GVWR	4x2	4x4	4x2	4x4	4x2	4x4	4x2	4x4	4x2	4x4
3.0L EcoDiesel V6	8-speed	3.55	2994 (6600)			689 (1520)	590 (1300)						
		3.92	2994 (6600)			689 (1520)	590 (1300)						
		3.55	3153 (6950)					735 (1620)	640 (1410)	708 (1560)	599 (1320)	676 (1490)	599 (1320)
		3.92	3153 (6950)					735 (1620)	640 (1410)	708 (1560)	599 (1320)	676 (1490)	599 (1320)

*All disclaimers and disclosures can be found on the inside back cover.

RAM 1500

3.0-LITRE ECODIESEL V6 ENGINE



CANADA'S MOST FUEL-EFFICIENT PICKUP.⁽¹⁾

The EcoDiesel engine combined with the segment-exclusive⁽²⁾ TorqueFlite® 8-speed automatic transmission delivers as good as 8.4 L/100 km (34 mpg) highway (new test method), 7.1 L/100 km (40 mpg) highway (old test method)⁽¹⁾ – the best fuel economy of any pickup on the market.

THE ONLY 1/2-TON FULL-SIZE DIESEL PICKUP IN CANADA.⁽²⁾

The 3.0L EcoDiesel V6 is a silent and clean-burning turbocharged 60-degree engine with dual overhead cam (DOHC) and 24 valves. Refinements include a 29,000-psi Common Rail Fuel-Injection System enhanced with Multi-Jet II Shaping Technology enabling up to eight fuel injections per combustion event. This V6 is so powerful, it actually rivals V8 power and capability. Long proven and built by world-class manufacturer VM Motori, the EcoDiesel is now in its sixth generation of production – an engine you can count on for decades of hard labour.

THE ECODIESEL ADVANTAGE

LASTING DURABILITY. The engine is built with a cylinder block and bedplate constructed of high-strength compact graphite iron, forged steel crankshaft and connecting rods, durable aluminum alloy pistons, heat-treated aluminum cylinder heads and oil squirters for each piston.

TURBO POWER. An electronically controlled and watercooled variable-geometry turbocharger enhances durability and capability. The system provides critical turbine power at low engine speeds, helping to ensure optimal power and performance at all times.

STATE-OF-THE-ART SELECTIVE CATALYTIC REDUCTION. This system reduces emissions and incorporates a unique Diesel Exhaust Fluid (DEF) system that alerts the driver to low DEF levels.

COOL OIL. LONG LIFE. REDUCED COSTS. A standard engine oil cooler keeps the oil at peak operating temperatures, contributing to oil change intervals of up to 16,000 km.*

DUAL FUEL FILTRATION. This system enables exceptional separation of water from fuel for enhanced protection.

UNSURPASSED 420 LB-FT OF V6 TORQUE. Exceptional low-end torque at a low 2000 rpm ensures maximum towing power at all times. Since the power band is wide and at a low rpm, the EcoDiesel V6 engine has the ability to pull hard without working too hard. This results in greater fuel efficiency.

V8-LIKE TOWING. Can tow up to 4173 kg (9200 lb)⁽³⁾ when properly equipped.

BIODIESEL FUEL-CAPABLE. The EcoDiesel is also capable of running on environmentally friendly and renewable biodiesel fuels up to a B-20 blend.

AWARD-WINNING:

- 2014 Ward's "10 Best Engines"
- 2014 Canadian Truck King Challenge winner



*All disclaimers and disclosures can be found on the inside back cover. ⁽¹⁾Based on 2014 *EnerGuide* highway fuel consumption ratings. Government of Canada new 5-cycle and old 2-cycle test methods used. Your actual fuel consumption will vary based on driving habits and other factors. New 5-cycle test method: 11.6 L/100 km (24 mpg) city, and 8.4 L/100 km (34 mpg) hwy. Old 2-cycle test method: 10.2 L/100 km (28 mpg) city, and 7.1 L/100 km (40 mpg) hwy. On Ram 1500 4x2 models equipped with 3.0L EcoDiesel V6 and 8-speed automatic. ⁽²⁾Based on *Automotive News* Full-size Pickup segmentation. ⁽³⁾Based on 2014 model-year information, 2015 model-year information not available at time of printing. Visit www.rambodybuilder.com for full specifications.

**RAM****ST
REGULAR / QUAD / CREW****SXT
REGULAR / QUAD / CREW****SLT
REGULAR / QUAD / CREW****POWERTRAIN**

- 5.7L HEMI® Variable Valve Timing (VVT) V8 with FuelSaver Multi-Displacement System (MDS) and 6-speed automatic (25A)
- 5.7L HEMI VVT V8 with MDS and 8-speed automatic (26B – Tradesman)
- 3.6L Pentastar™ VVT V6 with 8-speed automatic (22A)
- 3.0L EcoDiesel V6 with 8-speed automatic (28B – Tradesman)

STANDARD EQUIPMENT**INTERIOR AMENITIES**

- 3.5-inch Electronic Vehicle Information Centre
- 12-volt auxiliary power outlets
- Air conditioning
- Cruise control and tilt steering column
- Media Centre:
 - Media Hub with remote USB port and auxiliary input jack
 - Uconnect® 3.0 multimedia centre
- Power door locks and front windows with one-touch up/down (Quad Cab®/Crew Cab)
- Seating:
 - Heavy-duty vinyl 40/20/40 split bench seat
 - Rear heavy-duty vinyl flip-up bench seat (Quad Cab/Crew Cab)
- Storage:
 - Behind-the-seat storage bin (Regular Cab)
 - Front-seat centre armrest with three cup holders
 - Rear in-floor storage (Crew Cab)
 - Rear underseat storage bins (Quad Cab/Crew Cab)

EXTERIOR FEATURES

- Black grille, door handles and front/rear bumpers
- Black power, heated 6-x 9-inch mirrors, manual folding (Quad Cab/Crew Cab)
- Moulded-in-black upper fascia
- Quad-lens halogen headlamps
- Wheels and Tires:
 - 17-inch lightweight steel wheels
 - P265/70R17 BSW all-season Goodyear® tires

SAFETY & SECURITY

- Automatic headlamps
- Electronic Stability Control* with Hill Start Assist, Trailer Sway Control, Electronic Roll Mitigation, Rain Brake Support, Ready Alert Braking and Traction Control
- Four-wheel disc antilock brakes with Brake Assist
- Locking tailgate
- Six air bags* including driver and front-passenger, side curtain and front-seat-mounted side
- Tire pressure monitoring system with display screen

CAPABILITY & FUNCTIONALITY

- Cargo lamp
- Electronic shift-on-the-fly part-time transfer case (4x4 only)
- Engine block heater
- Four- and 7-pin trailer wiring harness
- Suspension:
 - Front stabilizer bar and rear stabilizer bar (Quad Cab/Crew Cab/4x4)
 - Front suspension with upper and lower control arms, coil springs and heavy-duty shock absorbers
 - Rear suspension with multilink coil spring and heavy-duty shock absorbers

POWERTRAIN

- 5.7L HEMI VVT V8 with MDS and 6-speed automatic (25A)
- 3.6L Pentastar VVT V6 with 8-speed automatic (22A)

ENHANCEMENTS vs. ST**INTERIOR AMENITIES**

- Carpet floor covering
- Cloth 40/20/40 bench seat
- Floor mats
- SiriusXM satellite radio including one-year subscription*

EXTERIOR FEATURES

- 17-inch aluminum wheels
- Chrome front and rear bumpers
- Chrome grille with black hex-link insert

SAFETY & SECURITY

- Remote keyless entry (Quad Cab/Crew Cab)

POWERTRAIN

- 3.6L Pentastar VVT V6 with 8-speed automatic (22G)
- 5.7L HEMI VVT V8 with MDS and 8-speed automatic (26G)
- 3.0L V6 EcoDiesel with 8-speed automatic (28G)

ENHANCEMENTS vs. SXT**INTERIOR AMENITIES**

- Instrument panel colour-keyed accents
- Media Centre:
 - Hands-free communication with Bluetooth® streaming audio*
 - Uconnect 5.0 multimedia centre
- Overhead console
- Passenger-side sun visor with mirror
- Premium door trim with map pocket
- Rear power sliding window (Quad Cab/Crew Cab)
- Temperature and compass displays
- Traveller and mini trip computer

EXTERIOR FEATURES

- Body-colour upper fascia
- Chrome door handles



*All disclaimers and disclosures can be found on the inside back cover.

RAM 1500

OUTDOORSMAN QUAD / CREW



POWERTRAIN

- 3.6L Pentastar™ VVT V6 with 8-speed automatic (22T)
- 5.7L HEMI® VVT V8 with MDS and 8-speed automatic (26T)
- 3.0L V6 EcoDiesel with 8-speed automatic (28T)

ENHANCEMENTS vs. SLT

INTERIOR AMENITIES

- Front and rear floor mats

EXTERIOR FEATURES

- Black door handles
- Black lower two-tone paint
- Black painted fender flares
- Black painted front/rear bumper
- Body-colour grille
- Fog lamps

CAPABILITY & FUNCTIONALITY

- 121-litre fuel tank (Outdoorsman only)
- Antispin differential rear axle (4x4 models)
- Class IV hitch receiver (4x4 models)
- Front suspension skid plate (4x4 models)
- Rear extra-heavy-duty shock absorbers (4x4 models)
- Tow hooks
- Transfer case skid plate shield (4x4 models)

BIG HORN QUAD / CREW



POWERTRAIN

- 5.7L HEMI VVT V8 with MDS and 8-speed automatic (26X)
- 3.0L V6 EcoDiesel with 8-speed automatic (28X)

ENHANCEMENTS vs. SLT

INTERIOR AMENITIES

- Auto-dimming rearview mirror
- Glove box and underhood lamps
- Leather-wrapped steering wheel with audio controls
- Overhead console with universal garage door opener*
- Premium 7-inch customizable in-cluster display centre
- Rear dome lamp with on/off switch
- Sun visors with illuminated vanity mirrors

EXTERIOR FEATURES

- Chrome door handles
- Chrome grille with chrome billets
- Chrome power folding, 6- x 9-inch heated mirrors with supplemental turn signals and courtesy lamps
- Chrome tubular side steps (Big Horn only)
- Fog lamps
- Wheels and Tires:
 - 20-inch aluminum wheels
 - P275/60R20 BSW all-season Goodyear® tires

CAPABILITY & FUNCTIONALITY

- Dual rear exhaust with bright tips
- Electronic shift-on-demand transfer case (4x4 models)
- Tow hooks

SPORT QUAD / CREW



POWERTRAIN

- 5.7L HEMI VVT V8 with MDS and 8-speed automatic (26L)

ENHANCEMENTS vs. BIG HORN

INTERIOR AMENITIES


- 115-volt auxiliary power outlet
- Chrome rotary shifter
- LED interior lighting
- Premium door trim panel
- Seating:
 - Cloth high-back front bucket seats
 - Power 10-way driver's seat, including 2-way lumbar adjust
 - Rear 60/40 split-folding seat
- Storage:
 - Fold-flat rear load floor storage
 - Full-length floor console
- Uconnect® 8.4A multimedia centre (Nav-ready)

EXTERIOR FEATURES

- Body-colour exterior mirrors and door handles
- Body-colour front fascia and rear bumper
- Body-colour grille with bright billets
- Body-colour power folding, 6- x 9-inch heated, auto-dimming mirrors, with supplemental turn signal and courtesy lamps
- Premium bi-functional halogen projector headlamps with black surround
- Premium LED taillamps with black surround
- Wheels and Tires:
 - 20-inch polished aluminum with accent-painted Silver pockets
 - P275/60R20 OWL all-season Goodyear tires

R/T REGULAR CAB ENHANCEMENTS vs. SPORT

- Body-colour grille with black mesh insert and R/T badge
- Premium 1 speakers
- Sport performance hood
- Wheels and Tires:
 - 22-inch forged polished aluminum wheels
 - P285/45R22 BSW all-season Goodyear tires



*All disclaimers and disclosures can be found on the inside back cover.

**RAM****LARAMIE
QUAD / CREW****POWERTRAIN**

- 5.7L HEMI® VVT V8 with MDS and 8-speed automatic (26H)
- 3.0L V6 EcoDiesel with 8-speed automatic (28H)

ENHANCEMENTS vs. SPORT**INTERIOR AMENITIES**

- Dual-zone automatic temperature control with humidity sensor
- Deluxe door trim panel
- Front- and rear-door accent lighting
- Heated steering wheel
- Instrument panel with woodgrain accents
- Memory feature for radio, driver's seat, mirrors and pedals
- Seating:
 - Front centre-seat-cushion storage
 - Heated and ventilated front seats
 - Leather-faced 40/20/40 front bench seat
 - Power 10-way driver's seat with memory and 6-way passenger seats
- Ten amplified-speaker system including subwoofer and 552-watt amplifier

EXTERIOR FEATURES

- Bright Silver Metallic lower two-tone paint and fender flares
- Chrome door handles, front and rear bumpers
- Chrome grille with chrome hex-perforated insert
- Chrome power folding 6- x 9-inch multifunction, heated, mirrors with position memory, auto-dimming, supplemental turn signal and courtesy lamps
- Premium bi-functional halogen projector headlamps with chrome surround
- Premium LED taillamps with chrome surround
- Wheels and Tires:
 - 20-inch chrome-clad aluminum wheels
 - P275/60R20 BSW all-season Goodyear® tires

SAFETY & SECURITY

- Park-Sense® Rear Park Assist System*
- ParkView® Rear Back-up Camera*
- Security alarm

**LARAMIE LONGHORN
CREW****POWERTRAIN**

- 5.7L HEMI VVT V8 with MDS and 8-speed automatic (26K)
- 3.0L V6 EcoDiesel with 8-speed automatic (28K)

ENHANCEMENTS vs. LARAMIE**INTERIOR AMENITIES**

- Full-length premium floor console
- Luxury front and rear floor mats
- Mopar® Bright Door Entry Guards
- Premium door trim panel
- Premium Laramie Longhorn instrument cluster
- Premium interior accents
- Premium leather-wrapped steering wheel with audio controls
- Seating:
 - Heated 2nd-row seats
 - Premium leather front bucket seats with laser etching
- Uconnect® 8.4AN multimedia centre

EXTERIOR FEATURES

- 20-inch Multi-clad Polished aluminum with accent-painted Gold inserts
- Chrome grille with chrome wave-mesh
- Lower two-tone paint, front/rear fascias, fender flares and running boards in White Gold Metallic
- Spray-in bedliner
- Tow hooks (Longhorn only)

SAFETY & SECURITY

- Remote start system

**LARAMIE LIMITED
CREW****POWERTRAIN**

- 5.7L HEMI VVT V8 with 8-speed automatic (26M)
- 3.0L V6 EcoDiesel with 8-speed automatic (28M)

ENHANCEMENTS vs. LONGHORN**INTERIOR AMENITIES**

- Leather-wrapped grab handles
- Leather-wrapped steering wheel with real wood accents
- Luxury door trim panel
- Luxury front and rear floor mats
- Premium black leather front bucket seats
- Premium Laramie Limited instrument cluster

EXTERIOR FEATURES

- 20-inch aluminum with accent-painted chrome insert
- Body-colour front bumper
- Body-colour rear bumper
- Monotone exterior paint
- Wheel-to-wheel side steps (packaged with (26M), optional with (28M))

SAFETY & SECURITY

- Auto high-beam headlamp control
- Rain-sensitive windshield wipers
- Rear window defroster
- Keyless Enter 'n Go™ with proximity entry

CAPABILITY & FUNCTIONALITY

- Four-corner Air Suspension



*All disclaimers and disclosures can be found on the inside back cover.

RAM 1500

OPTIONAL EQUIPMENT†

	ST	SXT	SLT	OUTDOORSMAN	BIG HORN	SPORT	LARAMIE	LONGHORN	LIMITED
INTERIOR									
Black Vinyl Floor Covering (CKJ)	O		O		O				
Hands-free Communication with Bluetooth® Streaming Audio* (included with Uconnect® 5.0, 8.4A and 8.4AN) (XRB)	P	P	P	P	P	P	P	P	P
Leather-faced Front Bucket Seats (*CJ) — Includes black bucket seats, ventilated and heated front seat, power lumbar adjust, black rear 60/40 split-folding bench, fold-flat load floor, 115-volt auxiliary power outlet and power 10-way driver and 6-way front-passenger seat (1500 only)						O			
Leather-faced Front Bucket Seats (*GJ) — Includes bucket seats, ventilated and heated front seat, heated 2nd-row seat on Crew Cab, rear 60/40 split-folding bench, full-length floor console, fold-flat load floor, 115-volt auxiliary power outlet and power 10-way with memory driver and 6-way front-passenger seat							O		
Premium Cloth 40/20/40 Front Bench Seat (*M9) — Includes rear 60/40 split-folding seat on Quad Cab®/Crew Cab, front centre-seat-cushion storage, fold-flat load floor storage on Quad Cab/Crew Cab, 115-volt auxiliary power outlet, power 10-way driver's seat including 2-way lumbar adjust, remote USB port for charging and front armrest with three cup holders and storage tray on Crew Cab			O	O	O				
Premium Cloth Front Bucket Seats (*MJ) — Includes rear 60/40 split-folding seat on Quad Cab/Crew Cab, full-length floor console, fold-flat load floor storage on Quad Cab/Crew Cab, 115-volt auxiliary power outlet, power 10-way driver's seat including 2-way lumbar adjust and remote USB port for charging			O	O	O				
Premium Leather Front Bucket Seats without Laser Etching (*DJ) — Includes power 10-way driver's seat with memory and 6-way front-passenger seat with power lumbar adjust, ventilated and heated front seats, rear 60/40 split-folding bench seat, heated 2nd-row seats, fold-flat rear load floor storage and 115-volt auxiliary power outlet								O	
SiriusXM Satellite Radio (including one-year subscription*; optional on Uconnect 3.0; included with Uconnect 5.0, 8.4A and 8.4AN) (RSD)	O/P	O/P	P	P	P	P	P	P	P
Ten Amplified Speakers including Subwoofer (included with Sport Premium Group; not available on Regular Cab) (RC3)			O	O	O	P			
Uconnect 5.0 Multimedia Centre (RA2)	O	O							
Uconnect 8.4A Multimedia Centre (Navigation-ready*) (RA3) — Includes 7-inch customizable in-cluster display on 1500 Outdoorsman			O	O	O				
Uconnect 8.4AN Multimedia Centre with Premium Navigation* (RA4)			O			O	O		
EXTERIOR									
Black 7- x 11-inch Power Trailer Tow Mirrors, Manually Folding, Heated, with Supplemental Turn Signals and Courtesy Lamps (included with Trailer Tow Mirrors and Brake Group) (GPG)	O/P	O/P	O/P	P		P			
Black Power Folding 6- x 9-inch, Heated, Auto-dimming, with Supplemental Turn Signals and Courtesy Lamps (included with Luxury Group) (GUK)			P	P					
Chrome 7- x 11-inch Power Trailer Tow Mirrors, Heated, Manually Folding, with Memory, Supplemental Turn Signals and Courtesy Lamps (included with Trailer Tow Mirrors and Brake Group) (GPC)					O/P		P	P	P
Chrome Tubular Side Steps (included with monotone paint on Longhorn) (MRT)	O	O	O	O		O		P	
LT265/70R17E OWL On-/Off-Road Tires (TXN)	O		O						
Monotone Outdoorsman (includes body-colour fender flares and bright front and rear bumpers) (AP1)				O					
Monotone Paint (includes body-colour fender flares on Laramie and Longhorn; Longhorn models also include chrome tubular side steps, bright front and rear bumpers, and 20-inch aluminum polished wheels) (APA)							O	O	
P265/70R17 OWL All-season Tires (4x4 only) (included with WFS wheel) (TTY)			O/P		P		P		
P275/60R20 OWL All-season Tires (ST models require 2TC) (TUB)	O		P		O		O	O	
Power Sunroof (Quad Cab/Crew Cab) (GWA)			O	O	O	O	O	O	O
Wheel-to-wheel Side Steps (MRA) (N/A on 8' box or DRW)	O	O	O	O	O	O	O	O	O

*All disclaimers and disclosures can be found on the inside back cover. †Some restrictions apply. Please see your retailer for details.

**RAM**


	ST	SXT	SLT	OUTDOORSMAN	BIG HORN	SPORT	LARAMIE	LONGHORN	LIMITED
SAFETY & SECURITY									
Fog Lamps (included with SLT Plus Décor Group) (LNI)	O	O	O/P						
Park-Sense® Front and Rear Park Assist System* – Included with Rear Camera and Park Assist Group (Quad Cab® and Crew Cab only) (XAG)				O/P	P	O/P	O/P	O	O
Park-Sense Rear Park Assist System* (Quad Cab and Crew Cab) (XAA)	O	O	O	O	O	O			
ParkView® Rear Back-up Camera* (included with Rear Camera and Park Assist Group) (XAC)	O	O	O/P	O/P	O/P	O			
Remote Keyless Enter 'n Go™ (included in Convenience Group) (GX4)						P	P	P	
Remote Start System (included with Comfort Group and Remote Start and Security Group; must have automatic transmission) (XBM)	P	P	P	P	P	P	O		
Security Alarm (included with Remote Start and Security Group) (LSA)	P	P	P	P	P	P			
Trailer Brake Control (included with Trailer Tow Mirrors and Brake Group) (XHC)	O/P	O/P	O/P	O/P	O/P	O/P	O/P	O/P	O/P
CAPABILITY & FUNCTIONALITY									
121-litre Fuel Tank (Quad Cab/Crew Cab) (NFX)	O	O	O			O	O		
Active-Level™ Four-corner Air Suspension (Quad Cab/Crew Cab with 5'7" box) (SER)	O	O	O	O	O	O	O	O	
Antispin Differential Rear Axle (DSA)	O	O	O	O	O	O	O	O	
Class IV Hitch Receiver (included with Trailer Tow Mirrors and Brake Group) (XFH)	O	O	O	O	O	O	O	O	O
RamBox® Cargo Management System (N/A with 8' box or DRW) (XB9)	O	O	O	O	O	O	O	O	O
Soft Tri-fold Tonneau Cover (CS7)	O/P	O	O	O	O	O	O	O	O
Spray-in Bedliner (XMF)	O	O	O	O	O	O	O		
Under-rail Box Bedliner (XME)	O	O	O	O	O	O	O		
PACKAGE GROUPS									
Comfort Group – Optional on *M9/*AJ and *MJ seats; includes heated front seats and heated steering wheel (AGF)			O			O			
Convenience Group – Includes rain-sensitive windshield wipers, auto high-beam headlamp control and Keyless Enter 'n Go (ADC)						O	O	O	
Luxury Group – Includes overhead console with universal garage door opener,* sun visors with illuminated vanity mirrors, black power folding 6- x 9-inch heated auto-dimming mirrors with courtesy lamps and supplemental turn signals, premium 7-inch customizable in-cluster display centre, glove box and underhood lamps, rear dome lamp with on/off switch and leather-wrapped steering wheel with audio controls (ADA)			O	O					
Popular Equipment Group – Includes cloth 40/20/40 bench seat, floor carpet, remote keyless entry on Crew Cab, floor mats and SiriusXM satellite radio* (AJY)	O								
Power and Remote Entry Group – Includes remote keyless entry, premium vinyl door trim, power heated 6- x 9-inch black mirrors (Regular Cab) and power windows and door locks (Regular Cab) (AJH)	O								
Protection Group – Includes tow hooks, transfer case and front suspension skid plates (4x4 only) (ADB)	O	O	O		O	O	O	O	O
Ram HFE Model (Regular Cab Short Box only) – Features standard 3.6L Pentastar™ V6 with 8-speed, 17-inch Tech Silver aluminum wheels, Stop/Start system, active grille shutters, soft tri-fold tonneau cover and 800-amp battery (2TP)	O								
Ram Tradesman Model – Features standard 5.7L HEMI® V8 with 6-speed automatic, available 3.6L Pentastar V6 with 8-speed, available 5.7L HEMI V8 with 8-speed, available 3.0L EcoDiesel V6 with 8-speed automatic, Class IV hitch receiver and spray-in bedliner (2TB)	O								
Rear Camera and Park Assist Group – Includes ParkView Rear Back-up Camera* and Park-Sense Front and Rear Park Assist System* (AMV)				O	O				
Remote Start and Security Group – Includes remote start system and security alarm (AJB)	O	O	O	O	O	O			
SLT Plus Décor Group (Quad Cab/Crew Cab only) – Includes Luxury Group, chrome grille with chrome billets, fog lamps, 20-inch aluminum wheels and dual rear exhaust with bright tips (ATK)			O						
Sport Premium Group – Includes air conditioning with dual-zone temperature control and 10 amplified speakers including subwoofer (ANF)						O			
Trailer Tow Mirrors and Brake Group – Includes Trailer Brake Control, Class IV hitch receiver on Sport, Big Horn, Laramie, Laramie Longhorn and Express, [GPC mirror on Big Horn/Laramie/Longhorn], [GPG mirror on ST/SXT/SLT, Outdoorsman and Sport], and [GPD mirror on ST Regular Cab] – see descriptions for mirrors in "Exterior" section (AHC)	O	O	O	O	O	O	O	O	O

O = Optional. P = Package.

RAM 2500 / 3500



PAINT†




- A Black
- B Black Forest Green Pearl
- C Blue Streak Pearl
- D Bright Silver Metallic
- E Bright White
- F Deep Cherry Red
- G Flame Red
- H Granite Crystal Metallic
- I Maximum Steel Metallic
- J Prairie Pearl
- K True Blue Pearl
- L Western Brown Pearl
- M White Gold‡

†Specialty paint colours available on Ram Heavy Duty; see your retailer for more details.

‡Lower two-tone on Laramie Longhorn.

FABRIC



- A Heavy-duty Vinyl – Diesel Grey Standard on ST and Power Wagon® ST
- B Commercial-grade Vinyl – Diesel Grey Available on ST
- C Cloth – Diesel Grey Standard on SXT, SLT, Outdoorsman and Power Wagon, Available on ST
- D Cloth – Canyon Brown Standard on SLT, Outdoorsman and Power Wagon
- E Premium Cloth – Diesel Grey Available on SLT, Outdoorsman and Power Wagon
- F Premium Cloth – Canyon Brown Available on SLT, Outdoorsman and Power Wagon
- G Leather-faced with perforated inserts – Black Standard on Laramie and Power Wagon Laramie
- H Leather-faced with perforated inserts – Light Frost Standard on Laramie and Power Wagon Laramie
- I Premium Leather with perforated inserts – Cattle Tan Available on Laramie Longhorn
- J Premium Leather with perforated inserts – Canyon Brown Available on Laramie Longhorn
- K Premium Leather with perforated inserts and laser etching – Canyon Brown Standard on Laramie Longhorn (also available in non-laser etching)
- L Premium Leather with perforated inserts – Black Standard on Laramie Limited

WHEELS



2500 and 3500 SINGLE REAR WHEELS (SRW)

- A 17-inch styled steel Standard on 2500 ST, Available on SLT with CNG (WDA)
- B 17-inch aluminum Standard on 2500 Power Wagon ST, Power Wagon and Power Wagon Laramie (WVF)
- C 18-inch styled steel Standard on 3500 ST, Available on 2500 ST (WBN)
- D 18-inch Chrome-clad steel Standard on 2500 and 3500 SXT and SLT (WBH)
- E 18-inch forged Polished aluminum Standard on 2500 Outdoorsman and SLT with SLT Plus Décor Group, Available on 2500 and 3500 SLT (WBJ)
- F 18-inch Polished aluminum Standard on 2500 and 3500 Laramie (WBL)
- G 18-inch Polished aluminum with Silver Painted pockets Standard on 2500 and 3500 Laramie Longhorn with Monotone Exterior Paint (WBA)
- H 18-inch Polished aluminum with White Gold Painted pockets Standard on 2500 and 3500 Laramie Longhorn with Two-tone Exterior Paint (WBM)
- I 20-inch Polished aluminum with Silver Painted pockets Available on 2500 and 3500 Laramie Longhorn with Monotone Exterior Paint (WRA)

- J 20-inch Polished aluminum with White Gold Painted pockets Available on 2500 and 3500 Laramie Longhorn with Two-tone Exterior Paint (WRK)
- K 20-inch Polished aluminum Standard on 2500 and 3500 Laramie Limited, Available on 2500 Outdoorsman, SLT and Laramie, and 3500 SLT and Laramie (WRJ)
- L 20-inch Black aluminum Included with Black Appearance Group on Laramie (WF3)

3500 DUAL REAR WHEELS (DRW)

- M 17-inch Argent steel Standard on 3500 ST (WFL)
- N 17-inch steel with Bright wheel skins Standard on 3500 SXT and SLT (WD4)
- O 17-inch aluminum Standard on 3500 Laramie, Laramie Limited, Available on 3500 SLT (WF7)
- P 17-inch Premium aluminum Standard on 3500 Laramie Longhorn (WF9)

*All disclaimers and disclosures can be found on the inside back cover. †Based on 2500/F-250 and 3500/F-350 full-size heavy duty pickups. Specific model and optional equipment may be required to achieve maximum ratings. All towing payload GCWR and GVWR ratings are based on 2014 model-year information. 2015 model-year information not available at time of printing. See your retailer for more details. Visit www.rambodybuilder.com for full specifications. ‡Longevity based on IHS Automotive: Polk Canadian Vehicles In Operation data as of July 1, 2013, for model years 1994–2013 for all large pickups sold and available in Canada over the last 20 years. Best-selling based on IHS Automotive: Polk Canadian New Vehicle Registrations through October 2013 for large diesel pickups under 14,000-lb GVW. †Oil change intervals will vary based on excessive engine run times, operating conditions, maintenance schedules and driving habits. Excludes biodiesel fuel operation with the Cummins Turbo Diesel engine. See your retailer for full details. ‡See your retailer for complete details and a copy of the 5-Year/100,000-Kilometre or 5-Year/160,000-Kilometre Powertrain Limited Warranty. The AISIN 3-year or 290,000-kilometre warranty is a separate transmission limited warranty. See your Ram retailer for a copy of this limited warranty.

2015 PRODUCT HIGHLIGHTS

- ¾-ton towing of up to 8138 kg (17,940 lb)⁽¹⁾
- Best-in-class gasoline engine horsepower and torque of 410 horsepower/429 lb-ft
- Best-in-class towing of up to 13,608 kg (30,000 lb)⁽¹⁾ – Ram 3500
- Canada's most capable off-road full-size pickup⁽¹⁾
- Canada's most durable and best-selling diesel pickup⁽²⁾
- Diesel engine torque of up to 850 lb-ft
- Diesel Exhaust Brake – Standard on all diesels
- Diesel oil change intervals of up to 24,000 kilometres⁽³⁾
- Factory-installed 5th Wheel/Gooseneck Trailer Towing Prep. Group – Available
- Gross Combined Weight Rating (GCWR) of up to 17,055 kg (37,600 lb)⁽¹⁾ – Ram 3500
- Payload capability of up to 3320 kg (7320 lb) – Ram 3500
- Segment-exclusive⁽¹⁾
 - 7-inch full-colour customizable display centre – Available
 - Multilink coil spring rear suspension – Standard on Ram 2500
 - Ram Active Air™ Intake – Standard on all diesels
 - RamBox® Cargo Management System – Available
 - Rear air suspension with load levelling – Available
- Unsurpassed 5-Year/160,000-Kilometre Diesel Powertrain Limited Warranty⁽⁴⁾

2014 MODEL-YEAR POWERTRAIN

ENGINE	TRANSMISSION	HORSEPOWER	TORQUE (LB-FT)
5.7L HEMI® V8	6-speed automatic	383	400
6.4L HEMI V8	6-speed automatic	410*	429
6.7L Cummins® Turbo Diesel	6-speed manual	350	660
6.7L Cummins Turbo Diesel	6-speed automatic	370	800
6.7L Cummins Turbo Diesel	6-speed automatic AISIN®	385	850

*370 horsepower on 3500 Mega Cab models.

2014 MODEL-YEAR SPECIFICATIONS[§]

[§]Based on 2014 model-year information. 2015 model-year information not available at time of printing. Maximum ratings based on properly equipped vehicles. Visit www.rambodybuilder.com for the latest specifications.

SERIES	2500			3500			
	CAB	REGULAR CAB	CREW CAB	MEGA CAB®	REGULAR CAB	CREW CAB	MEGA CAB
Box Availability		2.4m (8')	1.9m (6'4") / 2.4m (8')	1.9m (6'4")	2.4m (8')	1.9m (6'4") / 2.4m (8')	1.9m (6'4")
CAPABILITY HIGHLIGHTS, kg (lb)							
Payload (maximum)		1801 (3970)	1633 (3600)	1429 (3150)	3320 (7320)	3198 (7050)	3116 (6870)
Towing (maximum)		8151 (17,970)	7961 (17,550)	7779 (17,150)	13,608 (30,000)	13,309 (29,340)	13,232 (29,170)
GVWR (maximum)		4536 (10,000)	4536 (10,000)	4536 (10,000)	6350 (14,000)	6350 (14,000)	6350 (14,000)
GCWR (maximum)		11,340 (25,000)	11,340 (25,000)	11,340 (25,000)	17,055 (37,600)	17,010 (37,500)	17,010 (37,500)
EXTERIOR, mm (in)							
Wheelbase		3569 (140.5)	3793 (149.5) / 4305 (169.5)	4077 (160.5)	3569 (140.5)	3793 (149.5) / 4305 (169.5)	4077 (160.5)
Overall Length		5867 (231)	6030 (237.4) / 6589 (259.4)	6309 (248.4)	5852 (230.4)	6027 (237.3) / 6589 (259.4)	6309 (248.4)
Overall Height	Overall height can vary by model, tire size, drivetrain and suspension. Please visit www.rambodybuilder.com for specific ratings.						
Overall Width of Body (maximum)		2017 (79.4)	2017 (79.4)	2017 (79.4)	2017 (79.4)	2017 (79.4)	2017 (79.4)
INTERIOR, mm (in)							
Headroom (front/rear)		1024 (40.3)	1041 (41.0) / 1013 (39.9)	1041 (41.0) / 1013 (40.3)	1024 (40.3)	1041 (41.0) / 1013 (39.9)	1041 (41.0) / 1013 (40.3)
Legroom (front/rear)		1041 (41.0)	1041 (41.0) / 1024 (40.3)	1041 (41.0) / 1041 (43.3)	1041 (41.0)	1041 (41.0) / 1024 (40.3)	1041 (41.0) / 1041 (43.3)
Shoulder Room (front/rear)		1676 (66.0)	1676 (66.0) / 1669 (65.7)	1676 (66.0) / 1669 (65.7)	1676 (66.0)	1676 (66.0) / 1669 (65.7)	1676 (66.0) / 1669 (65.7)
Hip Room (front/rear)		1598 (62.9)	1605 (63.2) / 1605 (63.2)	1605 (63.2) / 1605 (63.2)	1598 (62.9)	1605 (63.2) / 1605 (63.2)	1605 (63.2) / 1605 (63.2)
VOLUMES & CAPACITIES							
Seating Capacity		3	5 or 6	5 or 6	3	5 or 6	5 or 6
Fuel Tank Capacity, L (imp gal)		Gasoline — 121 (26.6) Diesel — 106 (23.3)	6'4" box — 117 (25.8) 8' box — 121 (26.6)	117 (25.8)	Gasoline — 121 (26.6) Diesel — 106 (23.3)	6'4" box — 117 (25.8) 8' box — 121 (26.6)	117 (25.8)

Uconnect® MULTIMEDIA CENTRES

Uconnect 3.0 (RA1)

- AM/FM/MP3
- Four-line text display
- iPod® mobile device integration
- Media hub including an auxiliary input jack and remote USB port

Uconnect 3.0 features plus:

- Bluetooth® connectivity for hands-free* phone, streaming audio, voice command, preset text reply and incoming voice text message reader*

Uconnect 5.0 (RA2)

Uconnect 5.0 features plus:

- 8.4-inch full-colour high-resolution touch-screen display
- HVAC control integration

Uconnect 8.4A (RA3)

Uconnect 8.4A features plus:

- SiriusXM satellite radio with one-year subscription* (optional on ST models)
- Speed-adjusted volume

- Personalization of Electronic Vehicle Information Centre
- Five-inch full-colour high-resolution touch-screen display

- Navigation-ready*
- Remote SD card slot
- SMS response (dictation)
- 3D navigation* with "one-shot" voice recognition*

*All disclaimers and disclosures can be found on the inside back cover.

RAM 2500 / 3500

ST REGULAR / CREW



POWERTRAIN

- 5.7L HEMI® V8 with 6-speed automatic (26A) (standard on 2500 and 3500 SRW)
- 6.4L HEMI V8 with 6-speed automatic (22A) (available on 2500 and 3500)
- 6.7L I-6 Cummins® High-output Turbo Diesel with 6-speed AISIN® automatic (28A) (available on 3500)
- 6.7L I-6 Cummins Turbo Diesel with 6-speed automatic (2FA) (available on 2500 and 3500)
- 6.7L I-6 Cummins Turbo Diesel with 6-speed manual (2EA) (available on 2500 and 3500)

STANDARD EQUIPMENT⁽¹⁾

INTERIOR AMENITIES

- 3.5-inch Electronic Vehicle Information Centre
- 12-volt auxiliary power outlet
- Air conditioning
- Heavy-duty vinyl 40/20/40 bench seat
- Media Centre:
 - Media Hub with USB port and auxiliary input jack
 - Six speakers
 - Uconnect® 3.0 multimedia centre
- Power locks/front windows (Crew Cab)
- Storage:
 - Front armrest with storage and three cup holders (with automatic)
 - Rear in-floor storage bins (Crew Cab)
 - Rear underseat storage compartment (Crew Cab)

EXTERIOR FEATURES

- Automatic quad-lens halogen headlamps
- Black door handles and black front/rear bumpers
- Black grille with black hex-link insert
- Black power heated 6- x 9-inch mirrors, manually folding (2500 Crew Cab)
- Black power heated 7- x 11-inch trailer tow mirrors, manually folding with supplemental turn signals and courtesy lamps (3500 Crew Cab)
- Wheels and Tires:
 - 17-inch styled steel wheels (2500)
 - 18-inch styled steel wheels (3500 SRW)
 - LT245/70R17E BSW all-season tires (2500)
 - LT275/70R18 BSW all-season tires (3500 SRW)

SAFETY & SECURITY

- Air Bags*:
 - Advanced multistage driver and front-passenger air bags
 - Supplemental front-seat-mounted side air bags
 - Supplemental side-curtain air bags
- Brakes:
 - Electronic Stability Control* with Hill Start Assist, Trailer Sway Control, Electronic Roll Mitigation, Rain Brake Support, Ready Alert Braking and Traction Control
 - Four-wheel disc antilock brakes with Brake Assist
 - Smart Diesel Exhaust Brake (all diesel engines)
- Tire pressure monitoring system (2500 only)

CAPABILITY & FUNCTIONALITY

- Antispin differential rear axle (3500)
- Class V hitch receiver with 4- and 7- pin wiring
- Heavy-duty engine cooling
- Manual shift-on-the-fly transfer case (4x4)
- Ram Active Air™ Intake (all diesel engines)
- Single Rear Wheel (SRW)
- Suspension:
 - Five-link coil spring rear suspension (2500)
 - Front/rear heavy-duty shock absorbers
 - Heavy-duty Hotchkiss® rear suspension (3500)

SLT REGULAR / CREW / MEGA



POWERTRAIN

- 5.7L HEMI V8 with 6-speed automatic (26G) (standard on 2500 and 3500 SRW)
- 6.4L HEMI V8 with 6-speed automatic (22G) (available on 2500 and 3500)
- 6.7L I-6 Cummins High-output Turbo Diesel with 6-speed AISIN automatic (28G) (available on 3500)
- 6.7L I-6 Cummins Turbo Diesel with 6-speed automatic (2FG) (available on 2500 and 3500)
- 6.7L I-6 Cummins Turbo Diesel with 6-speed manual (2EG) (available on 2500 and 3500)

ENHANCEMENTS vs. ST

INTERIOR AMENITIES

- Behind-the-seat storage (Regular Cab/Mega Cab*)
- Carpet floor covering
- Cloth 40/20/40 bench seat
- Floor mats
- Instrument panel colour-keyed accents
- Media Centre:
 - SiriusXM satellite radio (including one-year subscription)*
- Overhead console
- Power rear sliding window (Crew Cab/Mega Cab)
- Premium door trim with map pocket
- Temperature and compass display
- Traveller/mini trip computer

EXTERIOR FEATURES

- Chrome front and rear bumpers
- Chrome grille with black honeycomb insert
- Wheels and Tires:
 - 18-inch chrome-clad steel wheels (2500 and 3500 SRW)
 - LT275/70R18E BSW all-season tires (2500 and 3500 SRW)

SAFETY & SECURITY

- Remote keyless entry

CAPABILITY & FUNCTIONALITY

- Electronic shift-on-the-fly transfer case (4x4)

OUTDOORSMAN CREW — 2500 4x4 ONLY



POWERTRAIN

- 5.7L HEMI V8 with 6-speed automatic (26T) (standard)
- 6.4L HEMI V8 with 6-speed automatic (22T) (available)
- 6.7L I-6 Cummins Turbo Diesel with 6-speed automatic (2FT) (available)

ENHANCEMENTS vs. SLT

INTERIOR AMENITIES

- Front and rear rubber floor mats

EXTERIOR FEATURES

- Antispin differential rear axle
- Body-colour grille with black hex-link insert
- Fog lamps
- Lower two-tone paint, fender flares and front/rear bumpers in black
- Tow hooks
- Transfer case skid plate
- Wheels and Tires:
 - 18-inch forged polished aluminum wheels
 - LT275/70R18E OWL On-/Off-Road tires

*All disclaimers and disclosures can be found on the inside back cover. ⁽¹⁾Please see your retailer for a complete list of standard equipment.

**RAM****POWER WAGON®
CREW — 2500 4x4 ONLY****LARAMIE
CREW / MEGA****GREY/SILVER DECAL PACKAGE**** shown on Blue Streak

Also included on True Blue, Maximum Steel,
Deep Cherry Red Crystal Pearl and Flame Red
(Flame Red receives Red billets)

**Also available without exterior decals.

**RED/SILVER DECAL PACKAGE**** shown on Black

Also included on Bright Silver Metallic,
Bright White and Granite Crystal Metallic
(includes Red billets on all paints)

**POWERTRAIN**

- 6.4L HEMI® V8 with 6-speed automatic† (22B, 22P, 22J)

POWERTRAIN

- 5.7L HEMI V8 with 6-speed automatic (26H) (standard on 2500 and 3500 SRW)
- 6.4L HEMI V8 with 6-speed automatic (22H) (available on 2500 and 3500)
- 6.7L I-6 Cummins® High-output Turbo Diesel with 6-speed AISIN® automatic (28H) (available on 3500)
- 6.7L I-6 Cummins Turbo Diesel with 6-speed automatic (2FH) (available on 2500 and 3500)
- 6.7L I-6 Cummins Turbo Diesel with 6-speed manual (2EH) (available on 2500 and 3500)

ENHANCEMENTS vs. SLT**POWER WAGON (2TP)****INTERIOR AMENITIES**

- Media Centre:
 - Hands-free communication with Bluetooth® streaming audio*
 - Uconnect® 5.0 multimedia centre with 5-inch touch screen
- Premium 7-inch customizable in-cluster display centre
- Storage:
 - Mini floor console†

EXTERIOR FEATURES

- Black lower two-tone paint
- Black wheel flares†
- Chrome grille with chrome billets
- Clearance lamps
- Fog lamps†
- Power Wagon hood decal
- Premium bi-functional halogen projector headlamps with black surround
- Premium LED taillamps (turn/stop/tail/running lights) with black surround
- Wheels and Tires:
 - 17-inch aluminum wheels†
 - LT285/70R17D OWL All-Terrain BF Goodrich® tires†

CAPABILITY & FUNCTIONALITY

- 4.10 rear axle ratio†
- 180-amp alternator†
- Front tow hooks†
- Front WARN® electric winch†
- Fuel tank and transfer case skid plate†
- Manual shift-on-the-fly transfer case†
- Suspension:
 - Bilstein® gas-charged monotube shocks†
 - Front disconnecting stabilizer bar†
- Tru-Lok® front and rear differentials†

SAFETY & SECURITY

- Electronic trailer brake controller
- Hill descent control†

POWER WAGON LARAMIE (2TJ)

- Adds all the Power Wagon features noted to the left with †, with the exception of black wheel flares
- Includes all Ram Laramie features but replaces Bright Silver Metallic two-tone paint and wheel flares with monotone paint and body-colour fender flares

POWER WAGON ST (2TB)

- Adds all the Power Wagon features noted to the left with †
- Includes all Ram ST features but replaces the black front/rear bumpers with bright front/rear bumpers

ENHANCEMENTS vs. SLT**INTERIOR AMENITIES**

- 115-volt auxiliary power outlet
- Dual-zone air conditioning with automatic temperature control
- Heated leather-wrapped steering wheel with audio controls
- LED interior lighting
- Media Centre:
 - Hands-free communication with Bluetooth® streaming audio*
 - Media Hub (with USB port, SD card slot and auxiliary input jack)
 - Remote USB port (charging only)
 - Ten amplified speakers including subwoofer
 - Uconnect 8.4A multimedia centre (NAV-ready)
- Overhead console with universal garage door opener*
- Premium 7-inch customizable in-cluster display centre
- Seating:
 - Leather-faced heated and ventilated 40/20/40 front bench seat
 - Memory feature for radio, driver's seat and mirrors
 - Power 10-way driver and 6-way passenger seats with power lumbar adjust
 - Rear 60/40 folding bench seat
- Storage:
 - Centre armrest with storage and three cup holders (with automatic)
 - Front centre-seat-cushion with storage
- Woodgrain instrument panel accent

EXTERIOR FEATURES

- 18-inch polished aluminum wheels (2500 and 3500 SRW)
- Body-colour/chrome door handles
- Chrome grille with chrome insert
- Chrome power folding, heated, 6- x 9-inch mirrors, auto-dimming, with memory, supplemental turn signals and courtesy lamps (2500)
- Chrome power, heated, 7- x 11-inch mirrors with memory, supplemental turn signals and courtesy lamps (3500)
- Fog lamps
- Lower two-tone paint and fender flares in Bright Silver Metallic
- Premium bi-functional halogen projector headlamps with chrome surround
- Premium LED taillamps (turn/stop/tail/running lights) with chrome surround

SAFETY & SECURITY

- Electronic trailer brake controller
- Park-Sense® Rear Park Assist System*
- ParkView® Rear Back-up Camera*
- Security alarm

*All disclaimers and disclosures can be found on the inside back cover.

RAM 2500 / 3500

LARAMIE LONGHORN CREW / MEGA



(Shown with optional Monotone Group [APA])

POWERTRAIN

- 5.7L HEMI® V8 with 6-speed automatic (26K) (standard on 2500 and 3500)
- 6.4L HEMI V8 with 6-speed automatic (22K) (available on 2500 and 3500)
- 6.7L I-6 Cummins® High-output Turbo Diesel with 6-speed AISIN® automatic (28K) (available on 3500)
- 6.7L I-6 Cummins Turbo Diesel with 6-speed automatic (2FK) (available on 2500 and 3500)

ENHANCEMENTS vs. LARAMIE

INTERIOR AMENITIES

- Door sill guards
- Front and rear luxury floor mats
- Media Centre:
 - Uconnect® 8.4AN multimedia centre with premium navigation*
- Premium door trim panel
- Premium full-length floor console
- Premium instrument cluster and interior accents
- Premium leather-wrapped steering wheel with audio controls
- Seating:
 - Premium leather heated 60/40 split-folding 2nd-row seats
 - Premium leather low-back front bucket seats with laser etching

EXTERIOR FEATURES

- Chrome grille with chrome wave-mesh insert
- Lower two-tone paint, fender flares, front/rear bumper and running boards in White Gold Metallic
- Spray-in bedliner
- Tow hooks
- Wheels and Tires:
 - 18-inch polished aluminum wheels with White Gold pockets (2500 and 3500 SRW with lower two-tone paint)

SAFETY & SECURITY

- Power adjustable pedals with memory
- Remote start system

LARAMIE LIMITED CREW / MEGA



POWERTRAIN

- 5.7L HEMI V8 with 6-speed automatic (26M) (standard on 2500 and 3500)
- 6.4L HEMI V8 with 6-speed automatic (22M) (available on 2500 and 3500)
- 6.7L I-6 Cummins Turbo Diesel with 6-speed automatic (2FM) (available on 2500 and 3500)

ENHANCEMENTS vs. LARAMIE LONGHORN

INTERIOR AMENITIES

- Luxury door trim panel
- Luxury front and rear floor mats
- Premium black leather front bucket seats
- Premium leather-wrapped steering wheel with real wood accents and audio controls
- Remote Keyless Enter 'n Go™ with proximity entry

EXTERIOR FEATURES

- 20-inch polished aluminum wheels (2500 and 3500 SRW)
- Chrome wheel-to-wheel side steps
- Monotone exterior paint
- Painted front and rear bumpers
- RamBox® Cargo Management System (6'4" box only)⁽¹⁾

SAFETY & SECURITY

- Auto high-beam headlamp control
- Rain-sensitive windshield wipers



*All disclaimers and disclosures can be found on the inside back cover. ⁽¹⁾Available on 3500 Single Rear Wheel only.

**RAM****OPTIONAL EQUIPMENT⁽¹⁾**

	ST	SLT	OUTDOORSMAN	POWER WAGON [®]	POWER WAGON	POWER WAGON LARAMIE	LARAMIE	LARAMIE LONGHORN	LARAMIE LIMITED
INTERIOR									
Cloth 40/20/40 Bench Seat (*V9)	O			O					
Hands-free Communication with Bluetooth [®] Streaming Audio* (included with Uconnect [®] 5.0, 8.4A and 8.4AN) (RSP)	P	P	P	P	P	P	P	P	P
Leather-faced High-back Bucket Seats (*GJ)							O		
Premium 7-inch Customizable In-cluster Display Centre (included with Luxury Group) (JA6)		P			P				
Premium Cloth 40/20/40 Bench Seat (*M9)		O	O		O				
Premium Cloth Bucket Seats (*MJ)		O	O						
Premium Leather Bucket Seats (without laser etching) (*DJ)								O	
Remote Single-disc CD Player (RH1)	O	O	O	O	O	O	O	O	O
SiriusXM Satellite Radio (including one-year subscription*; included with Uconnect 5.0, 8.4A and 8.4AN) (RSD)	O	P	P	O	P	P	P	P	P
Ten Amplified Speakers (including subwoofer) (RC3)		O			O				
Uconnect 5.0 Multimedia Centre (RA2)	O	O	O	O					
Uconnect 8.4A Multimedia Centre — NAV-ready (RA3)		O	O						
Uconnect 8.4A Multimedia Centre with Premium Navigation* (RA4)			O		O	O	O		
Work-grade Vinyl 40/20/40 Bench Seat	O								
EXTERIOR									
7-x 11-inch Black, Manually Folding (included with Power Accessory Group and Power and Remote Entry Group on 2500 Regular Cab only) (GPD)	P								
Black Power 6-x 9-inch, Heated, Manually Folding (included with Power Accessory Group and Power and Remote Entry Group on 2500 only) (GT6)		P							
Black Power 7-x 11-inch Trailer Tow Mirrors, Heated, Manually Folding, with Memory, Supplemental Turn Signals and Courtesy Lamps (optional with Black Appearance Group on 2500; included with Black Appearance Group on 3500) (GPK)							O/P		
Black Power Folding 6-x 9-inch, Heated, Auto-dimming, with Supplemental Turn Signals and Courtesy Lamps (included with Luxury Group on 2500 only) (GUK)		P	P		P				
Black Power Folding 6-x 9-inch, Heated, with Memory, Supplemental Turn Signals and Courtesy Lamps (included with Black Appearance Group on 2500 only) (GPL)							P		
Chrome Power 7-x 11-inch Trailer Tow Mirrors, Heated, Manually Folding, with Memory, Supplemental Turn Signals and Courtesy Lamps (2500 only) (GPC)							O	O	
Chrome Wheel-to-wheel Side Steps (Crew Cab/Mega Cab [®] SRW only) (MRA)	O	O	O				O	O	
Fog Lamps (ST and SLT) (LNI)	O	O							
Monotone Paint (included with Black Appearance Group on Laramie; includes body-colour fender flares on Laramie and Longhorn; Longhorn models also include chrome tubular side steps, bright front/rear bumpers and 18-inch polished aluminum wheels) (APA)							O/P	O	
Power Folding 7-x 11-inch Trailer Tow Mirrors, Black, Heated, with Supplemental Turn Signals and Courtesy Lamps (GP1)		O							
Power Folding 7-x 11-inch Trailer Tow Mirrors, Chrome, Heated, with Supplemental Turn Signals and Courtesy Lamps (GP2)							O	O	O
Power Sunroof (Crew Cab/Mega Cab) (GWA)		O					O	O	O
SAFETY AND SECURITY									
Centre High-mounted Stop Lamp Camera (N/A on ST) (LPD)		O	O		O	O	P	P	P
Electronic Trailer Brake Controller (XHC)	O	O	O	O					
Park-Sense [®] Rear Park Assist* (optional on ST Crew Cab/Mega Cab models for Fleet only)	O	O	O		O				
ParkView [®] Rear Back-up Camera* (ST, SLT and Outdoorsman only) (XAC)	O	O	O	O	O	O			
Power Adjustable Pedals (with automatic only) (XAP)		O	O		O				
Power Adjustable Pedals with Memory (with automatic only) (XAM)							O	O	
Remote Keyless Enter 'n Go [™] (requires automatic transmission and remote start system)							O	O	
Remote Start System (included with Comfort Group; must have automatic transmission) (XBM)	O/P	O			O	O	O		
Security Alarm (LSA)		O	O		O				
CAPABILITY AND FUNCTIONALITY									
4491-kg (9900-lb) Gross Vehicle Weight Rating (2500 Crew Cab/Mega Cab models) (Z2H on 4x2, Z7H on 4x4)	O	O	O				O	O	O
Antispin Rear Differential (2500 models only) (DSA)	O	O	O				O	O	O
Auxiliary Instrument Panel-mounted Switches (LHL)	O	O	O				O	O	O
Dual 220-amp Alternators (XF5 with gas engine/XF7 with diesel engine)	O	O	O	O	O	O	O	O	O
Dual Rear Wheels (3500 only; N/A on Crew with 6'4" box)	O	O	O				O	O	O
Electronic Shift-on-the-fly Transfer Case (4x4 only) (DK3)	O								
RamBox [®] Cargo Management System (6'4" box, SRW) (XB9)	O	O	O	O	O	O	O	O	O
Rear Air Suspension	O	O	O				O	O	O
Spray-in Bedliner	O	O	O	O	O	O	O		
PACKAGE GROUPS									
5th Wheel/Gooseneck Trailer Towing Prep. Group — Includes factory-installed rear axle structural crossmember, 5th wheel/gooseneck hitch mounting provision in the box floor specifically designed for Mopar [®] hitch accessories and a 7-pin wiring connector integrated into the rear of the bed (AHU)	O	O	O				O	O	O
Convenience Group — Includes rain-sensitive windshield wipers and auto high-beam headlamps (ADC)							O	O	
Heavy Duty Snowplow Prep Group — Includes 180-amp alternator (with 5.7L V8), 220-amp alternator (with diesel and 6.4L V8) and transfer case skid plate (4x4 only) (AHD)	O	O	O				O	O	
Luxury Group — Includes overhead console with universal garage door opener,* sun visors with illuminated vanity mirrors, black power folding 6-x 9-inch heated auto-dimming mirrors with courtesy lamps and supplemental turn signals (2500 models), premium 7-inch customizable in-cluster display centre, glove box and underhood lamps, rear dome lamp with on/off switch and leather-wrapped steering wheel with audio control		O	O		O				
Popular Equipment Group — Includes cloth 40/20/40 bench seat, floor carpet, remote keyless entry on Crew Cab, floor mats and SiriusXM satellite radio* (AJY)	O			O					
Protection Group — Includes transfer case skid plate and tow hooks on 2500 model (4x4 only) (ADB)	O	O					O	O	O
SLT Plus Décor Group — Includes Luxury Group, antispin differential rear axle, trailer brake control on Crew Cab, fog lamps, bright grille with bright billets and 18-inch forged polished aluminum wheels (2500 Crew Cab/Mega Cab only)		O							
SXT Appearance Group (AGR) — Includes bright grille, bright front and rear bumpers, LT275/70R18E BSW all-season tires and 18-inch chrome-clad steel wheels; includes Popular Equipment Group (AJY)	O								

O = Optional. P = Available within Package noted.

*All disclaimers and disclosures can be found on the inside back cover. ⁽¹⁾Please see your retailer for a complete list of available features and package groups.


RAM 2500 CNG

PAINT

- A Black
- B Black Forest Green Pearl
- C Blue Streak Pearl
- D Bright Silver Metallic
- E Bright White
- F Deep Cherry Red Crystal Pearl
- G Flame Red
- H Granite Crystal Metallic
- I Maximum Steel Metallic
- J Prairie Pearl
- K True Blue Pearl
- L Western Brown Pearl

WHEELS



- A 17-inch Argent steel Standard on ST, Available on SLT (WDA)
- B 18-inch Polished forged aluminum Available on SLT (WBH)
- C 18-inch Chrome-clad steel Available on ST with Chrome Appearance Group, Standard on SLT (WBH)
- D 20-inch Polished aluminum Available on SLT (WRJ)

POWERTRAIN

ENGINE	TRANSMISSION	TRANSFER CASE	
5.7L HEMI® V8 with VVT 383 hp @ 5600 rpm 400 lb-ft of torque @ 4000 rpm	6-speed automatic	Manual Part-time (Standard)	Electronic Part-time (Optional)

2014 MODEL-YEAR SPECIFICATIONS[§]

CAPABILITY HIGHLIGHTS, kg (lb)

Payload (maximum)	585 (1290)
Towing (maximum)	3230 (7120)
Gross Combined Weight Rating (GCWR)	6804 (15,000)
Gross Vehicle Weight Rating (GVWR)	4082 (9000)

EXTERIOR, mm (in)

Wheelbase	4305 (169.5)
Overall Length	6589 (259.4)
Overall Width of Cab	2009 (79.1)
Track (front/rear)	1735 (68.3) / 1732 (68.2)

INTERIOR, mm (in)

	FRONT	REAR
Headroom	1041 (41.0)	1013 (39.9)
Legroom	1041 (41.0)	1024 (40.3)
Hip Room	1605 (63.2)	1605 (63.2)
Shoulder Room	1676 (66.0)	1669 (65.7)

VOLUMES & CAPACITIES

Fuel Tanks	CNG (standard) — L	260
	Gasoline (standard) — L (imp gal)	30 (6.6)
	Gasoline (optional) — L (imp gal)	121 (26.6)
Seating Capacity		6

[§]Based on 2014 model-year information. 2015 model-year information not available at time of publication. Visit www.rambodybuilder.com for the latest information.

*All disclaimers and disclosures can be found on the inside back cover.

2015 PRODUCT HIGHLIGHTS

- Legendary 5.7-litre HEMI® V8 is calibrated for dual-fuel operation, with modified internal engine components, hardened valves and valve seats, and specially designed spark plugs, all factory-installed
- Dual-fuel operation is seamless and automatic; no operator or driver operation is required
- Ram 2500 CNG features two specialized, ultra-strong CNG tanks contained in a 50,000-psi steel box; combined they hold the equivalent of 68 litres of gasoline with a projected range of operation estimated at up to 410 kilometres⁽¹⁾
- Ram 2500 CNG features one standard 30-litre fuel tank for gasoline with a projected range of operation estimated at up to 180 kilometres⁽¹⁾
- An available 121-litre gasoline tank boosts driving range up to an estimated 721 kilometres⁽¹⁾
- Range of operation from all fuels with the available 121-litre gasoline tank is estimated at up to 1131 kilometres⁽¹⁾
- Range of operation from all fuels with the standard 30-litre gasoline tank is estimated at up to 590 kilometres⁽¹⁾

ST CREW CAB



POWERTRAIN

- 5.7L HEMI CNG V8 with 6-speed automatic (27A)

INTERIOR AMENITIES

- 3.5-inch Electronic Vehicle Information Centre
- Air conditioning
- Media Centre:
 - Media Hub with USB port and auxiliary input jack
 - Six speakers
 - Uconnect® 3.0 multimedia centre
- Power locks/front windows with one-touch up/down
- Seating:
 - Heavy-duty vinyl 40/20/40 split-bench seat
 - Rear folding bench seat
- Storage:
 - Rear in-floor storage bins
 - Underseat rear storage

EXTERIOR FEATURES

- Black 6- x 9-inch power, heated mirrors, manually folding
- Black grille, door handles and bumpers
- Locking tailgate
- Wheels and Tires:
 - 17-inch steel wheels
 - LT2450R17E BSW all-season tires

SAFETY & SECURITY

- Air Bags*:
 - Advanced driver/front-passenger air bags
 - Front-seat-mounted side air bags
 - Side-curtain air bags
- Electronic Stability Control (ESC)*
- Four-wheel disc antilock brakes

CAPABILITY & FUNCTIONALITY

- 30L (6.6-imp gal) gasoline fuel tank
- Class V hitch receiver
- Four- and 7-pin trailer tow wiring harness
- Heavy-duty engine cooling
- Manual part-time transfer case
- Suspension:
 - Front/rear heavy-duty shock absorbers
 - Rear link/coil spring suspension
 - Three-link front suspension

OPTIONAL EQUIPMENT⁽²⁾

- 7- x 11-inch Power Black Trailer Tow Mirrors, Manually Folding (GPG)
- 121L (26.6-imp gal) Gasoline Fuel Tank (NFX)
- Chrome Appearance Group (AED)
- Cloth 40/20/40 Bench Seat (*V9)
- Electronic Trailer Brake Controller (XHC)
- Hands-free Communication with Bluetooth®* (RSP)
- Heavy Duty Snowplow Prep Group (AHD)
- Popular Equipment Group (AJY)
- SiriusXM Satellite Radio with One-year Subscription* (RSD)
- SXT Appearance Group (AGR)
- Work-grade Vinyl 40/20/40 Front Bench Seat (*SY)

SLT CREW CAB



POWERTRAIN

- 5.7L HEMI CNG V8 with 6-speed automatic (27G)

ENHANCEMENTS vs. ST

INTERIOR AMENITIES

- Carpet floor covering
- Chrome accent on shift knob
- Front and rear floor mats
- Instrument panel colour-keyed accents
- Overhead console
- Passenger-side sun visor with mirror
- Premium door trim with map pocket
- Rear power sliding window
- Remote keyless entry
- Seating:
 - Cloth 40/20/40 bench
 - Rear 60/40 split-folding seat
- SiriusXM satellite radio with one-year subscription*
- Temperature and compass display
- Traveller/mini trip computer

EXTERIOR FEATURES

- Bright grille, bright front/rear bumpers
- Wheels and Tires:
 - 18-inch chrome-clad steel wheels
 - LT275/70R18E BSW all-season tires

CAPABILITY & FUNCTIONALITY

- Electronic shift-on-the-fly transfer case

OPTIONAL EQUIPMENT

- 7- x 11-inch Power Black Trailer Tow Mirrors, Manually Folding (GPG)
- 7- x 11-inch Power Folding Trailer Tow Mirrors, Black, Heated, with Supplemental Turning Signal and Courtesy Lamps (GPI)
- Electronic Trailer Brake Controller (XHC)
- Fog Lamps (LNJ)
- Hands-free Communication with Bluetooth® (RSP)
- Luxury Group (ADA)
- Park-Sense® Rear Park Assist* (XAA)
- ParkView® Rear Back-up Camera* (XAC)
- Power Adjustable Pedals (XAP)
- Power Sunroof (GWA)
- Premium 40/20/40 Cloth Bench Seat (*M9)
- Premium Cloth Bucket Seats (*MJ)
- Protection Group (ADB)
- Remote Start System (XBM)
- Security Alarm (LSA)
- SLT Plus Décor Group (ATK)
- Uconnect 5.0 Multimedia Centre (RA2)
- Uconnect 8.4A Multimedia Centre (Navigation-ready)* (RA3)
- Uconnect 8.4AN Multimedia Centre with Navigation* (RA4)

PACKAGE DETAILS

CHROME APPEARANCE GROUP (AED)

- 18-inch chrome-clad steel wheels
- Bright grille, bright front/rear bumpers
- LT275/70R18E BSW all-season tires

HEAVY DUTY SNOWPLOW PREP GROUP (AHD)

- 180-amp alternator
- Transfer case skid plate shield

LUXURY GROUP (ADA)

- 6- x 9-inch power folding, heated, auto-dimming, black mirrors with courtesy lamps and supplemental signals
- Auto-dimming rearview mirror
- Glove box, underhood lamp
- Leather-wrapped steering wheel
- Overhead console with universal garage door opener*
- Premium 7-inch customizable in-cluster display centre
- Rear dome lamp
- Sun visors with illuminated vanity mirrors

POPULAR EQUIPMENT GROUP (AJY)

- Cloth 40/20/40 bench seat
- Floor carpet and floor mats
- Remote keyless entry
- SiriusXM satellite radio with one-year subscription*

PREMIUM 40/20/40 CLOTH FRONT SEAT (*M9)

- 115-volt auxiliary power outlet
- Fold-flat load floor storage
- Front armrest with cup holder
- Front centre-seat-cushion storage
- Power lumbar adjust
- Rear 60/40 split-folding bench seat
- Remote USB port (charging only) (SLT model)
- Storage tray
- Ten-way power driver's seat

PREMIUM CLOTH FRONT BUCKET SEATS (*MJ)

- 60/40 split-folding rear seat
- 115-volt auxiliary power outlet
- Fold-flat load floor
- Full-length floor console
- Power lumbar adjust
- Remote USB port (for charging only)
- Ten-way power driver's seat

PROTECTION GROUP (ADB)

- Tow hooks
- Transfer case skid plate

SLT PLUS DÉCOR GROUP (ATK)

- 18-inch polished forged aluminum wheels
- Antispin rear differential
- Bright grille with bright inserts
- Electronic trailer brake controller
- Fog lamps
- Luxury Group (ADA)

SXT APPEARANCE GROUP (AGR)

- Chrome Appearance Group (AED)
- Popular Equipment Group (AJY)

*All disclaimers and disclosures can be found on the inside back cover. ⁽¹⁾Based on Chrysler internal estimates, your actual kilometrage can vary depending on driving habits, regularly scheduled maintenance and other factors. ⁽²⁾See your retailer for a complete list of all optional equipment.

RAM 3500 / 4500 / 5500 CHASSIS CAB


PAINT†



- A Black
- B Black Forest Green Pearl
- C Blue Streak Pearl
- D Bright Silver Metallic
- E Bright White
- F Deep Cherry Red Crystal Pearl
- G Flame Red
- H Granite Crystal Metallic
- I Maximum Steel Metallic
- J Prairie Pearl
- K True Blue Pearl
- L Western Brown Pearl

†Specialty paint colours available on Ram Chassis Cab. See your retailer for more details.

FABRIC



- A Heavy-duty Vinyl – Diesel Grey Standard on ST
- B Cloth – Diesel Grey Available on SLT
- C Cloth – Canyon Brown Standard on SLT, Available on ST
- D Premium Cloth – Canyon Brown Available on SLT
- E Premium Cloth – Diesel Grey Standard on SLT, Available on ST
- F Leather-faced with perforated inserts – Black Standard on Laramie
- G Leather-faced with perforated inserts – Light Frost Standard on Laramie

WHEELS



- A 18-inch Argent steel Standard on 3500 ST SRW (WBN)
- B 18-inch Chrome-clad steel Standard on 3500 SLT SRW, Available on 3500 ST SRW (WBH)
- C 18-inch Polished aluminum Standard on 3500 Laramie SRW, Available on 3500 ST and SLT SRW (WBL)
- D 17-inch Argent steel Standard on 3500 ST DRW (WFU)
- E 17-inch Chrome wheel skins Standard on 3500 SLT DRW, Available on 3500 ST DRW (WD4)
- F 17-inch Polished aluminum Standard on 3500 Laramie DRW, Available on 3500 SLT DRW (WF7)
- G 19.5-inch steel Standard on 4500/5500 ST and SLT (WP3)
- H 19.5-inch Polished forged aluminum Standard on 4500/5500 Laramie, Available on 4500/5500 ST and SLT (WP4)

Uconnect® MULTIMEDIA CENTRES

Uconnect 3.0 (RA1)

- AM/FM/MP3
- Four-line text display
- iPod® mobile device integration
- Media Hub including auxiliary input jack and remote USB port
- SiriusXM satellite radio with one-year subscription* (optional on ST models)
- Speed-adjusted volume

Uconnect 5.0 (RA2)

Uconnect 3.0 features plus:

- Bluetooth® connectivity for hands-free phone,* streaming audio, voice command, preset text reply and incoming voice text message reader*
- Five-inch full-colour high-resolution touch-screen display
- Personalization of Electronic Vehicle Information Centre

Uconnect 8.4A (RA3)

Uconnect 5.0 features plus:

- 8.4-inch full-colour touch-screen display (Navigation-ready*)
- HVAC control integration
- Remote SD card slot
- SMS response (dictation)

Uconnect 8.4AN (RA4)

Uconnect 8.4A features plus:

- 3D GPS navigation* with "one-shot" voice recognition*

*All disclaimers and disclosures can be found on the inside back cover.

2015 PRODUCT HIGHLIGHTS

- 6.4L HEMI® V8 engine with 410 horsepower and 429 lb-ft torque⁽¹⁾
- Available in Regular Cab or Crew Cab models, 3500/4500/5500 series, 4x2/4x4, SRW/DRW and 60-inch/84-inch/108-inch/120-inch cab-to-axle lengths
- Available with legendary HEMI V8 engine (Ram 3500) or proven Cummins® High-output Turbo Diesel engine with up to 750 lb-ft torque (4500/5500)
- Upfitter-friendly design:
 - All components located below top of frame rail
 - Auxiliary Power Distribution Center located under hood
 - Built-in tandem Power Take-Off (PTO) capability – Available
 - In-cab upfitter switches

CAPABILITY[§]

- Best-in-class⁽²⁾
 - Dual fuel tanks providing 197L and 83L tanks for 280L total – Available
 - Front GAWR of up to 3289 kg (7250 lb)
 - Gross Combined Weight Rating up to 17,010 kg (37,500 lb) (Ram 5500)
 - Gross Vehicle Weight Rating up to 8845 kg (19,500 lb) (Ram 5500)
 - Towing up to 13,427 kg (29,600 lb) (Ram 5500)
- Payload capability of up to 5302 kg (11,711 lb) (Ram 5500)

2014 MODEL-YEAR CAPABILITY HIGHLIGHTS[†]

3500 DRW	REGULAR CAB	CREW CAB
GCWR	13,608 (30,000)	13,608 (30,000)
Towing	10,319 (22,750)	10,093 (22,250)
GVWR	6350 (14,000)	6350 (14,000)
Payload	3504 (7724)	3348 (7382)
FAWR/RAWR	2722 (6000) / 4468 (9850)	2722 (6000) / 4468 (9850)
4500 DRW	REGULAR CAB	CREW CAB
GCWR	14,742 (32,500)	14,742 (32,500)
Towing	11,181 (24,650)	10,886 (24,000)
GVWR	7484 (16,500)	7484 (16,500)
Payload	4308 (9497)	4057 (8944)
FAWR/RAWR	3295 (7250) / 5455 (12,000)	3295 (7250) / 5455 (12,000)
5500 DRW	REGULAR CAB	CREW CAB
GCWR	17,010 (37,500)	17,010 (37,500)
Towing	13,427 (29,600)	13,154 (29,000)
GVWR	8845 (19,500)	8845 (19,500)
Payload	5346 (11,786)	4979 (10,977)
FAWR/RAWR	3289 (7250) / 6124 (13,500)	6124 (13,500)

[†]All dimensions are in kilograms (pounds). Based on 2014 model-year information. 2015 model-year information not available at time of printing. Maximum capabilities shown are based on properly equipped trucks; optional equipment may be necessary. Weight of additional options, equipment, passengers and cargo must be deducted from these weights. Visit www.rambodybuilder.com for full specifications.

2014 MODEL-YEAR SPECIFICATIONS[§]

ENGINES	5.7L HEMI GAS V8	6.4L HEMI V8	6.7L CUMMINS TURBO DIESEL I-6	6.7L CUMMINS HIGH-OUTPUT TURBO DIESEL I-6
Horsepower	383 @ 5600 rpm	410 @ 4600 rpm [‡]	320 @ 2900 rpm	325 @ 2900 rpm
Torque, lb-ft	400 @ 4000 rpm	429 @ 4000 rpm	650 @ 1600 rpm	750 @ 1600 rpm
Displacement, cu cm (cu in)	5654 (343)	6417 (392)	6690 (408)	6690 (408)
Construction	Cast-iron block/aluminum head	Cast-iron block/aluminum head	Cast-iron block and head	Cast-iron block and head
Valve System	OHV, 16 valves, pushrod design	OHV, 16 valves, pushrod design	OHV, 24 valves, solid lifters	OHV, 24 valves, solid lifters
Oil Change Interval* (under normal operation)	12,000 km or 6 months	12,000 km or 6 months	24,000 km or 6 months	24,000 km or 6 months

[‡]410 hp only under 10,000-lb GVWR; 367 hp over 10,000-lb GVWR.

2014 MODEL-YEAR INTERIOR DIMENSIONS[§]

ALL RAM INTERIORS, mm (in)	REGULAR CAB	CREW CAB
Headroom (front/rear)	1013 (39.9)	1041 / 1013 (41.0 / 39.9)
Hip Room (front/rear)	1598 (62.9)	1605 / 1605 (63.2 / 63.2)
Shoulder Room (front/rear)	1676 (66.0)	1676 / 1669 (66.0 / 65.7)
Legroom (front/rear)	1041 (41.0)	1041 / 1024 (41.0 / 40.3)
Seating Capacity	3	6

*All disclaimers and disclosures can be found on the inside back cover. Visit www.rambodybuilder.com for full specifications. ⁽¹⁾370 horsepower on Chassis Cab models over 10,000-lb GVWR. ⁽²⁾Based on 3500/4500/5500 conventional chassis cab pickups. [§]Based on 2014 model-year information. 2015 model-year information not available at time of printing. Ram towing, payload, GCWR and GVWR based on 2014MY information.

RAM 3500 / 4500 / 5500 CHASSIS CAB

ST REGULAR / CREW

POWERTRAIN

- 5.7L HEMI® V8 with 6-speed automatic (available on 3500) (26A)
- 6.4L HEMI V8 with 6-speed automatic (standard on 3500) (22A)
- 6.4L HEMI V8 with 6-speed automatic AISIN® (standard on 4500 and 5500; available on 3500) (27A)
- 6.7L Cummins® Turbo Diesel with 6-speed automatic AISIN (available on 3500, 4500 and 5500) (29A)
- 6.7L Cummins Turbo Diesel with 6-speed manual (available on 3500, 4500 and 5500) (2EA)

STANDARD EQUIPMENT

INTERIOR AMENITIES

- 3.5-inch Electronic Vehicle Information Centre (EVIC)
- Air conditioning
- Cruise control (with all diesel engines)
- Heavy-duty vinyl 40/20/40 bench seat
- Instrument panel-mounted switch bank
- Media Centre:
 - Media Hub with USB port and auxiliary input jack
 - Uconnect® 3.0 multimedia centre
- Power locks/front windows with one-touch up/down (Crew Cab)

EXTERIOR FEATURES

- Automatic quad-halogen headlamps
- Black 7-x 11-inch power, heated trailer tow mirrors
- Black door handles and front bumpers
- Black grille with black hex-link insert
- Black wheel flares (4500/5500)
- Tow hooks (3500 diesel and all 4500/5500)
- Wheels and Tires:
 - 17-inch Argent steel wheels (3500)
 - 19.5-inch steel wheels (4500/5500)

SAFETY & SECURITY

- Advanced multistage driver and front-passenger air bags*
- Brakes:
 - Electronic Stability Control* with Hill Start Assist, Trailer Sway Control, Electronic Roll Mitigation, Rain Brake Support, Ready Alert Braking and Traction Control
 - Four-wheel disc antilock brakes with Brake Assist
 - Smart Diesel Exhaust Brake (all diesel engines)

CAPABILITY & FUNCTIONALITY

- Antispin differential rear axle
- Dual Rear Wheels
- Front/rear heavy-duty shock absorbers
- Heavy-duty engine cooling
- Manual shift-on-the-fly transfer case (4x4)
- Ram Active Air™ (all diesel engines)

OPTIONAL EQUIPMENT⁽¹⁾

- 17-inch Chrome Steel Wheels (3500 DRW) (WD4)
- 19.5-inch Polished Forged Aluminum Wheels (4500/5500) (WP4)
- 83L (18.3-gal) Mid-ship Fuel Tank (NFA)
- Ambulance Prep Group (AH2)
- Chrome Appearance Group (AMP)
- Chrome Tubular Side Steps (MRT)
- Cloth 40/20/40 Bench Seat (*V9)
- Electronic Shift-on-the-fly Case (4x4) (DK3)
- Electronic Trailer Brake Controller (XHC)
- Hands-free Communication with Bluetooth®* (RSP)
- Heavy Duty Snowplow Prep Group (4x4) (AHD)
- Max Tow Group (AHQ)
- ParkView® Rear Back-up Camera* (XAC)
- Power Take-Off (PTO) Prep Group – Left Side (LBV)
- Power Take-Off (PTO) Prep Group – Right Side (LBN)
- Remote Keyless Entry (Crew Cab only) (GXM)
- Rollback Carrier Group (5500 Regular Cab) (AH1)
- Single Rear Wheels (3500 Regular/Crew) (AR9)
- SiriusXM Satellite Radio with One-year Subscription* (RSD)
- Split-shaft Capability (Standard with ETK) (LBX)
- Tandem 196.8- and 83-litre Fuel Tanks (NLL)
- Uconnect 5.0 Multimedia Centre (RA2)
- Work-grade Vinyl Bench Seat

SLT REGULAR / CREW

POWERTRAIN

- 5.7L HEMI V8 with 6-speed automatic (available on 3500) (26G)
- 6.4L HEMI V8 with 6-speed automatic (standard on 3500) (22G)
- 6.4L HEMI V8 with 6-speed automatic AISIN (standard on 4500 and 5500; available on 3500) (27G)
- 6.7L Cummins Turbo Diesel with 6-speed automatic AISIN (available on 3500, 4500 and 5500) (29G)
- 6.7L Cummins Turbo Diesel with 6-speed manual (available on 3500, 4500 and 5500) (2EG)

ENHANCEMENTS vs. ST

INTERIOR AMENITIES

- Front and rear floor mats
- Front carpet floor covering
- Instrument panel colour-keyed accents
- Media Centre:
 - SiriusXM satellite radio with one-year subscription*
 - Six speakers
- Overhead console
- Premium door trim with map pocket
- Seating:
 - Cloth 40/20/40 bench seat
- Temperature and compass displays
- Traveller/mini trip computer

EXTERIOR FEATURES

- Black 7-x 11-inch power, heated trailer tow mirrors with supplemental turn signal and courtesy lamps, manually folding
- Chrome front bumper
- Chrome grille with black honeycomb insert
- Wheels and Tires:
 - 17-inch steel wheels with chrome wheel skins (3500)

SAFETY & SECURITY

- Remote keyless entry

OPTIONAL EQUIPMENT⁽¹⁾

- 17-inch Polished Aluminum Wheels (3500 DRW) (WD4)
- 19.5-inch Polished Forged Aluminum Wheels (4500/5500) (WP4)
- 83L (18.3-gal) Mid-ship Fuel Tank (NFA)
- 220-amp Alternator (BAJ)
- Ambulance Prep Group (AH2)
- Comfort Group (AGF)
- Dual 220-amp Alternator (XF5/6.4L gas, XF7/diesel)
- Engine Shutdown Timer (XCL)
- Electronic Monitoring Module (XXS)
- Electronic Shift-on-the-fly Transfer Case (4x4) (DK3)
- Electronic Trailer Brake Controller (XHC)
- Fog Lamps (LNJ)
- Hands-free Communication with Bluetooth Streaming Audio* (RSP)
- Heavy Duty Snowplow Prep Group (4x4) (AHD)
- Luxury Group (ADA)
- Max Tow Group (AHQ)
- ParkView Rear Back-up Camera* (XAC)
- Power Adjustable Pedals (with automatic only) (XAP)
- Power Take-Off (PTO) Prep Group – Left Side (LBV)
- Power Take-Off (PTO) Prep Group – Right Side (LBN)
- Premium Cloth 40/20/40 Bench Seat (*M9)
- Premium Cloth Front Bucket Seats (*MJ)
- Remote Single-disc CD Player (RH1)
- Remote Start System (with automatic) (XBM)
- Rollback Carrier Group (5500 Regular Cab) (AH1)
- Security Alarm (LSA)
- Single Rear Wheels (3500 Regular/Crew) (AR9)
- Split-shaft Capability Power Take-Off (PTO) (Standard with ETK) (LBX)
- Tandem 196.8- and 83-litre Fuel Tanks (NLL)
- Voltage Monitoring Auto Idle-up System (XF6)
- Uconnect 5.0 Multimedia Centre (RA2)
- Uconnect 8.4A Multimedia Centre (RA3) (Navigation-ready*)
- Uconnect 8.4AN Multimedia Centre (RA4)

LARAMIE CREW

POWERTRAIN

- 5.7L HEMI V8 with 6-speed automatic (available on 3500) (26H)
- 6.4L HEMI V8 with 6-speed automatic (standard on 3500) (22H)
- 6.4L HEMI V8 with 6-speed automatic AISIN (standard on 4500 and 5500; available on 3500) (27H)
- 6.7L Cummins Turbo Diesel with 6-speed automatic AISIN (available on 3500, 4500 and 5500) (29H)
- 6.7L Cummins Turbo Diesel with 6-speed manual (available on 3500, 4500 and 5500) (2EH)

ENHANCEMENTS vs. SLT

INTERIOR AMENITIES

- 115-volt auxiliary power outlet
- Dual-zone automatic temperature control (ATC)
- Heated leather-wrapped steering wheel with audio controls
- Instrument panel woodgrain accents
- LED interior lighting
- Media Centre:
 - Hands-free communication with Bluetooth streaming audio*
 - Remote USB port (charging only)
 - Uconnect 8.4A multimedia centre (Navigation-ready*)
- Media Hub with USB port, SD card slot and auxiliary input jack
- Overhead console with universal garage door opener*
- Power rear sliding window (Crew Cab only)
- Premium 7-inch customizable in-cluster display centre
- Seating:
 - Leather-faced heated and ventilated 40/20/40 bench seat
 - Memory feature for radio, driver's seat and mirrors
 - Power 10-way with memory driver and 6-way passenger seats with power lumbar adjust
 - Rear 60/40 folding bench seat

EXTERIOR FEATURES

- Chrome door handles
- Chrome grille with chrome insert
- Chrome power heated, 7-x 11-inch trailer tow mirrors with memory, supplemental turn signal and courtesy lamps, manually folding
- Fog lamps
- Premium bi-functional halogen projector headlamps with chrome surround
- Wheels and Tires:
 - 17-inch polished aluminum wheels (3500 DRW)
 - 19.5-inch polished forged aluminum wheels (4500/5500)

SAFETY & SECURITY

- Remote start system (with automatic)
- Security alarm

CAPABILITY & FUNCTIONALITY

- Electronic shift-on-the-fly transfer case (4x4)

OPTIONAL EQUIPMENT⁽¹⁾

- 83L (18.3-gal) Mid-ship Fuel Tank (NFA)
- Ambulance Prep Group (AH2)
- Convenience Group (Crew Cab only) (ADC)
- Electronic Monitoring Module (XXS)
- Electronic Trailer Brake Controller (XHC)
- Engine Shutdown Timer (XCL)
- Heavy Duty Snowplow Prep Group (4x4) (AHD)
- Leather-faced High-back Bucket Seats (*GJ)
- Max Tow Group (AHQ)
- ParkView Rear Back-up Camera* (XAC)
- Power Adjustable Pedals with Memory (automatic only) (XAM)
- Power Take-Off (PTO) Prep Group – Left Side (4x2 AISIN only) (LBV)
- Power Take-Off (PTO) Prep Group – Right Side (AISIN only) (LBN)
- Remote Single-disc CD Player (RH1)
- Single Rear Wheels (3500 Regular/Crew with 60-inch CA) (AR9)
- Split-shaft Capability Power Take-Off (Standard with ETK) (LBX)
- Tandem 196.8- and 83-litre Fuel Tanks (NLL)
- Uconnect 8.4AN Multimedia Centre (RA4)

*All disclaimers and disclosures can be found on the inside back cover. ⁽¹⁾See your retailer for the complete list of available options.

**RAM**

PACKAGE DETAILS

AMBULANCE PREP GROUP (AH2)

- 220-amp alternator
- Electronic monitoring module
- Voltage monitoring auto idle-up system

CHROME APPEARANCE GROUP (AMP)

- 17-inch chrome steel wheels (with DRW)
- Chrome front bumper
- Chrome grille with black honeycomb insert

COMFORT GROUP (AGF)

- Heated front seats
- Heated leather-wrapped steering wheel
- Remote start system (with automatic only)

CONVENIENCE GROUP (ADC)

- Auto high-beam headlamp control
- Auto-dimming rearview mirror
- Rain-sensing windshield wipers
- Remote Keyless Enter™ n Go™

HEAVY DUTY SNOWPLOW PREP GROUP (AHD)

- 180-amp alternator (with gas engine)
- 220-amp alternator (with diesel engine)
- Transfer case skid plate shield (4x4 only)

LEATHER-FACED HIGH-BACK FRONT BUCKET SEATS (*GJ)

- 115-volt auxiliary power outlet
- Full-length floor console
- Heated and ventilated front seats
- Rear 60/40 heated 2nd-row seat
- Six-way power passenger seat with power lumbar adjust
- Ten-way power driver's seat with power lumbar adjust and memory feature

LUXURY GROUP (ADA)

- Auto-dimming rearview mirror (4500/5500 with ParkView® Rear Back-up Camera* and RA1 only)
- Glove box and underhood lamps
- Leather-wrapped steering wheel with audio controls
- Overhead console with mini trip computer and universal garage door opener*
- Premium 7-inch customizable in-cluster display centre
- Rear dome lamp with on/off switch
- Rear power sliding window (Crew Cab only)
- Sun visors with illuminated vanity mirrors

MAX TOW GROUP (AHQ)

- 4.10 (3500), 4.44 (4500), 4.88 (5500) axle ratio
- Aluminum rear axle differential cover (3500 only)
- Special transmission software calibration
- Underbody thermal protection

POWER TAKE-OFF (PTO) PREP GROUP – LEFT SIDE (LBV)

- Hard-wired remote start system (ST/SLT with AISIN*)

POWER TAKE-OFF (PTO) PREP GROUP – RIGHT SIDE (LBN)

- Hard-wired remote start system (ST/SLT with AISIN)

PREMIUM CLOTH 40/20/40 FRONT BENCH SEAT (*M9)


- 60/40 split-folding rear seat
- 115-volt auxiliary power outlet
- Front armrest with 3 cup holders (with automatic)
- Front centre-seat-cushion storage
- Remote USB port (charge only)
- Ten-way power driver's seat with power lumbar adjust

PREMIUM CLOTH FRONT BUCKET SEATS (*MJ)

- 60/40 split-folding rear seat
- 115-volt auxiliary power outlet
- Full-length floor console
- Remote USB port (charge only)
- Ten-way power driver's seat with power lumbar adjust

ROLLBACK CARRIER GROUP (AH1)

- 83L (18.3-gal) mid-ship fuel tank
- Power Take-Off (PTO) Prep Group
- Voltage monitoring auto idle-up system



*All disclaimers and disclosures can be found on the inside back cover.



RAM PROMASTER™ CITY

2015 PRODUCT HIGHLIGHTS

- Developed from the very successful FIAT® Doblò, a two-time “International Van of the Year” winner, with more than 1.3 million units sold around the world
- 2.4-litre Tigershark™ I-4 engine featuring MultiAir® 2 with a class-exclusive⁽¹⁾ nine-speed automatic transmission
- Offered in two-seat cargo van and five-seat passenger wagon configurations, with modern styling and professional appeal in a small, capable package
- Front-wheel-drive design results in less weight, lower maintenance costs, enhanced fuel efficiency, more predictable handling and a greater payload capacity
- Front and rear bumpers run high on the body to keep functional lighting out of danger, resulting in reduced repair costs and downtime

MORE CAPABILITY THAN ANY COMPETITORS' VEHICLES IN ITS CLASS⁽¹⁾

- Payload — 854 kg (1883 lb)
- Horsepower and torque — 178 hp and 174 lb-ft
- Cargo capacity — 3729 L (131.7 cu ft)
- Width between the wheel wells — 1229 mm (48.4 in)
- Wheelbase — 3109 mm (122.4 in)



*All disclaimers and disclosures can be found on the inside back cover. ⁽¹⁾ Based on Class I Small Cargo Vans. Excludes other vehicles designed and manufactured by Chrysler Group LLC.

EXTERIOR STYLING

- 180-degree-opening 60/40 split-swing rear doors, with the larger door opening towards the traffic for easy access to the cargo area
- Unibody design helps maximize payload capability
- Roof is prepped for load rails or roof rack installation, accommodating up to 70 kg (154 lb)
- High-mounted front and rear bumpers for reduced repair costs and downtime
- Three different window options providing space for business signage

INTERIOR STYLING

- Nearly vertical side walls to accommodate upfits by simplifying the attachment of shelves or storage racks for specialized commercial use
- Comfortably accommodates building materials and pallets for easy loading/unloading
- Flat-load floor for an uninterrupted cargo space
- Six standard tie-down rings with 454 kg (1000 lb) combined rating (Cargo Van)

SAFETY & SECURITY

- Seven air bags* on Wagons and five on Cargo Vans
- Electronic Stability Control (ESC)* with Traction Control, Brake Assist and Electronic Roll Mitigation
- ParkView® Rear Back-up Camera* – Available
- Park-Sense® Rear Park Assist* – Available













*All disclaimers and disclosures can be found on the inside back cover.



RAM PROMASTER™

PAINT

				A Black
				B Bright Silver Metallic
				C Bright White
				D Broom Yellow ¹
				E Dark Brown ¹
				F Deep Cherry Red Crystal Pearl
				G Flame Red
				H Granite Crystal Metallic
				I Sandstone Pearl
				J True Blue Pearl

¹Fleet only.

FABRIC

		A Cloth – Grey Standard on ProMaster
		B Vinyl – Grey Available on ProMaster

WHEELS AND WHEEL COVERS

			A 16-inch steel Standard on ProMaster (WCS)
			B 16-inch wheel cover Available on ProMaster (W6A)
			C 16-inch aluminum Available on ProMaster (WDN)

UCONNECT® MULTIMEDIA CENTRES

AM/FM/CD/MP3 Radio (RH3)

- AM/FM/CD/MP3
- Auxiliary input jack
- Four speakers

Uconnect 5.0 (RA2)

- (RH3) features plus:
- Five-inch full-colour touch-screen display
 - Hands-free communication with Bluetooth® streaming audio*
 - Steering wheel-mounted audio controls

*All disclaimers and disclosures can be found on the inside back cover.

2015 PRODUCT HIGHLIGHTS

- Available in:
 - Two roof heights
 - Four body types
 - Three wheelbases
 - Four Cargo Van lengths
- Award-winning 3.6L Pentastar™ Variable Valve Timing (VVT) V6 with 280 horsepower and 260 lb-ft of torque
- Segment-exclusive front-wheel drive⁽¹⁾
- World-class 3.0L EcoDiesel I-4 with 174 horsepower and 295 lb-ft of torque

CAPABILITY

- Best-in-class:⁽¹⁾
 - Payload – up to 2014 kg (4440 lb) on Cargo Van
 - Cargo capacity – 13,108 L (462.9 cu ft)
 - Standard interior ceiling height – 1651 mm (65 inch)
 - Turning radius – 11 m (36.3 ft)
 - Width between wheel wells – 1422 mm (56.0 inch)
- Load floor height – 533 mm (21 inch)
- Maximum towing capacity* – 2313 kg (5100 lb)
- Upfitter-friendly with near-vertical side walls; 260-degree-opening doors; up to 17 tie-downs and two available cargo partitions

POWERTRAIN

ENGINE	TRANSMISSION	HORSEPOWER	TORQUE (LB-FT)
3.6L Pentastar VVT V6	6-speed automatic	280	260
3.0L EcoDiesel I-4	6-speed automated manual	174	295

SPECIFICATIONS

MODEL	CARGO VAN							WINDOW VAN	CHASSIS CAB/CUTAWAY		
Series	1500		2500		3500			2500	2500	3500	
Wheelbase, mm (in)	2997 (118)	3454 (136)	3454 (136)	3454 (136)	4039 (159)	4039 (159)	4039 (159) Extended	4039 (159)	3454 (136)	4039 (159)	4039 (159) Extended
Roof Type	Standard	Standard	High	High	High	High	High	High	Standard	Standard	Standard
CAPABILITY HIGHLIGHTS, kg (lb)											
Payload (maximum)	1810 (3990)	1778 (3920)	1728 (3810)	1873 (4130)	1819 (4010)	2014 (4440)	1964 (4330)	1783 (3930)	2334 (5145) / 2141 (4720)	2324 (5123) / 2341 (5160)	2300 (5070) / 2322 (5120)
Towing (maximum)	2313 (5100)	2313 (5100)	2313 (5100)	2313 (5100)	2313 (5100)	2313 (5100)	2313 (5100)	2313 (5100)	2313 (5100)	2313 (5100)	2313 (5100)
GVWR (maximum)	3878 (8550)	3878 (8550)	3878 (8550)	4037 (8900)	4037 (8900)	4241 (9350)	4241 (9350)	4037 (8900)	4037 (8900)	4241 (9350)	4241 (9350)
GCWR (maximum) (diesel)	5670 (12,500)	5670 (12,500)	5670 (12,500)	5670 (12,500)	5670 (12,500)	5670 (12,500)	5670 (12,500)	5670 (12,500)	5670 (12,500)	5670 (12,500)	5670 (12,500)
EXTERIOR, mm (in)											
Overall Length	4953 (195)	5410 (213)	5410 (213)	5410 (213)	5994 (236)	5994 (236)	6350 (250)	5994 (236)	5258 (207)	5842 (230)	6198 (244)
Overall Body Width	2101 (82.7)	2101 (82.7)	2101 (82.7)	2101 (82.7)	2101 (82.7)	2101 (82.7)	2101 (82.7)	2101 (82.7)	2101 (82.7)	2101 (82.7)	2101 (82.7)
Overall Roof Height	2286 (90)	2286 (90)	2565 (101)	2565 (101)	2565 (101)	2565 (101)	2565 (101)	2565 (101)	2286 (90)	2286 (90)	2286 (90)
Turning Radius, m (ft)	11 (36.3)	12.4 (40.7)	12.4 (40.7)	12.4 (40.7)	14.2 (46.8)	14.2 (46.8)	14.2 (46.8)	14.2 (46.8)	14.2 (46.8)	14.2 (46.8)	14.2 (46.8)
Overall Maximum Allowable Upfit Length									6299 (248)	6477 (255)	7391 (291)
Cab-to-rear-axle Length									2057 (81)	2642 (104)	2642 (104)
Outside Frame Width									1321 (52)	1321 (52)	1321 (52)
Frame Height									648 (25.5)	648 (25.5)	648 (25.5)
INTERIOR, mm (in)											
Vertical Interior Height	1651 (65)	1651 (65)	1930 (76)	1930 (76)	1930 (76)	1930 (76)	1930 (76)	1930 (76)			
Cargo Width at Wheel Well	1422 (56)	1422 (56)	1422 (56)	1422 (56)	1422 (56)	1422 (56)	1422 (56)	1422 (56)			
Cargo Width at Side Panel	1864 (73.4)	1864 (73.4)	1864 (73.4)	1864 (73.4)	1864 (73.4)	1864 (73.4)	1864 (73.4)	1865 (73.4)			
Overall Load Floor Length	2667 (105)	3124 (123)	3124 (123)	3124 (123)	3708 (146)	3708 (146)	4064 (160)	3709 (146)			

VOLUMES AND CAPACITIES

Seating Capacity	2 / 3	2 / 3	2 / 3	2 / 3	2 / 3	2 / 3	2 / 3	2	2 / 3 ¹	2 / 3 ¹	2 / 3 ¹
Interior Cargo Volume, L (cu ft)	7340 (259.2)	8600 (303.7)	9993 (352.9)	9993 (352.9)	11,899 (420.2)	11,899 (420.2)	13,108 (462.9)	11,899 (420.2)			
Fuel Tank Capacity, L (imp gal)	90.8 (20)	90.8 (20)	90.8 (20)	90.8 (20)	90.8 (20)	90.8 (20)	90.8 (20)	90.8 (20)	90.8 (20)	90.8 (20)	90.8 (20)

¹Visit www.rambodybuilder.com for the latest information. *Not available on Cutaway Vans.

*All disclaimers and disclosures can be found on the inside back cover. ⁽¹⁾Based on 2014 Ward's Large Van segmentation.

RAM PROMASTER™

PROMASTER STANDARD EQUIPMENT

PACKAGE DETAILS



POWERTRAIN

- 3.6L Pentastar™ Variable Valve Timing (VVT) V6 with 6-speed automatic (21A)
- 3.0L EcoDiesel I-4 with 6-speed automated manual (23A)

INTERIOR AMENITIES

- Air conditioning
- Cargo area lamp
- Cloth bucket seats
- Media Centre:
 - 12-volt auxiliary power outlet
 - AM/FM/CD/MP3 radio with four speakers
 - Media Hub with USB port and auxiliary input jack
 - Remote USB port (for charging only)
- Power door locks and power front windows with one-touch down
- Right sliding door
- Trip computer

EXTERIOR FEATURES

- 96-inch extended mirrors, manually folding (Chassis and Cutaway Vans)
- Dark grey grille and front fascia
- Dark grey rear bumper (Cargo and Window Vans)
- Manual foldaway mirrors
- Wheels and Tires:
 - 16-inch steel wheels
 - 225/75R16E BSW all-season tires

SAFETY & SECURITY

- Air Bags*:
 - Advanced multistage driver and front-passenger air bags
 - Supplemental front-seat-mounted side air bags
 - Supplemental side-curtain air bags
- Electronic Stability Control (ESC)* with Hill Start Assist, Brake Assist, Brake Lock Differential, Trailer Sway Control, Electronic Roll Mitigation and All-Speed Traction Control
- Four-wheel disc antilock brakes (Low Roof Cargo Vans)
- Four-wheel disc antilock heavy-duty brakes (High Roof Cargo, Window, Chassis and Cutaway Vans)
- Full-size spare tire
- Rear back-up camera-ready* (Cargo and Window Vans only)
- Remote keyless entry
- Telescoping steering column
- Tire pressure monitoring display
- Trailer tow wiring-ready

CAPABILITY & FUNCTIONALITY

- 90.8-litre fuel tank
- 95-amp battery
- 180-amp alternator (Cargo and Window Vans)
- 220-amp alternator (Chassis and Cutaway Vans; Cargo Vans with diesel only)
- 260-degree-opening rear hinged doors (Cargo and Window Vans)
- Heavy-duty suspension (2500 and 3500 Cargo, Chassis and Cutaway Vans)
- Light-duty suspension (1500 Cargo Van, 118-inch wheelbase)
- Medium-duty suspension (1500 Cargo Van, 136-inch wheelbase)
- Rear stabilizer bar (Window, Chassis and Cutaway Vans)
- Touring suspension (Window Van)



OPTIONAL EQUIPMENT

- 12-volt Rear Auxiliary Power Outlet (Cargo and Window Vans only) (JKP)
- 16-inch Aluminum Wheels (WDN)
- 16-inch Steel Wheels with Covers (W6A)
- 220-amp Alternator (Cargo and Window Vans with V6 engine only) (BAJ)
- Air Conditioning Delete (HCD)
- Cargo Convenience Group (Cargo and Window Vans only) (AWF)
- Cargo Partition with No Window (Cargo Van only) (CWC)
- Cargo Partition with Sliding Window (Cargo Van only) (XJ1)
- Cruise Control (NHM)
- Delete Passenger Seat (Fleet only) (CD9)
- DOT-certified Roadside Safety Kit (ACL)
- Driver Suspension Seat (CXX)
- Driver Swivel Seat (CEA)
- Front and Rear Mud Flaps (Cargo and Window Vans only) (MEP)
- Front Mud Flaps (3500 Chassis and Cutaway Vans only) (MEJ)
- Full-side Wall Paneling (Cargo Van only) (CTE)
- Heated Driver Seat (CMB)
- Heated Passenger Seat (CMC)
- Interior Convenience Group (AJV)
- Leather-wrapped Steering Wheel (SCC)
- Left Sliding Door with Glass (Cargo Van only; N/A on 1500 with 118-inch wheelbase) (GKD)
- Left Sliding Door with No Glass (Cargo Van only; N/A on 1500 with 118-inch wheelbase) (GKE)
- Lower Side-wall Paneling (Cargo and Window Vans only) (CMG)
- Manual Driver and Passenger Lumbar Adjust (CDU)
- Manual Driver Lumbar Adjust (CDL)
- Mopar® Premium Floor Mats (CLQ)
- Navigation (JLN)
- Orange Seat Belts (Fleet only; N/A on Window Van) (CGO)
- Park-Sense® Rear Park Assist System* (Cargo and Window Vans only) (XAA)
- ParkView® Rear Back-up Camera* (Cargo and Window Vans only) (XAC)
- Passenger Double Seat (N/A on Window or Cutaway Vans) (CAA)
- Passenger Swivel Seat (CHR)
- Power Folding, Heated Mirrors (Cargo and Window Vans only) (GTR)
- Premium Appearance Group (ALU)
- Rear Auxiliary Heater Prep (HDG)
- Rear Hinged Doors with Fixed Glass (Cargo Van only) (GLB)
- Rear Window Defroster (Cargo Van only) (GFA)
- Right Sliding Door with Fixed Glass (Cargo Van only) (GKB)
- Roof Rack (Cargo Van Low Roof with 118-/136-inch wheelbase only) (MWA)
- Security Alarm (LSA)
- SiriusXM Satellite Radio with One-year Subscription* (RSD)
- Suspension – High Centre of Gravity (3500 only; N/A on 3500 Cargo Van with 159-inch extended wheelbase) (SDD)
- Trailer Tow Group (Cargo and Window Vans only) (AHT)
- Uconnect® 5.0 Multimedia Centre (RA2)
- Vinyl Bucket Seats (*B7)
- Wood Floor (Cargo and Window Vans only) (CME)

CARGO CONVENIENCE GROUP

(CARGO AND WINDOW VANS ONLY) (AWF)

- Cargo net
- Side-wall cargo tie-down rings

CARGO PARTITION WITH NO WINDOW (CARGO VAN ONLY) (CWC)

- Delete rearview mirror

INTERIOR CONVENIENCE GROUP (AJV)

- Locking glove box
- Shelf above roof trim
- Windshield document holder

PREMIUM APPEARANCE GROUP (ALU)

- Fog lamps
- Silver painted grille

TRAILER TOW GROUP (AHT)

- 7- and 4-pin wiring harness
- Class V receiver hitch

*All disclaimers and disclosures can be found on the inside back cover.



RAM

**1500
CARGO VAN**

**2500 / 3500
CARGO VAN**

**2500 / 3500
CHASSIS CAB / CUTAWAY**



118-inch Wheelbase (Standard Roof)



136-inch Wheelbase (High Roof) (2500 only)



136-inch Wheelbase (2500 only)
Late availability



136-inch Wheelbase (Standard Roof)



159-inch Wheelbase (High Roof) (2500/3500)



159-inch Wheelbase (3500 only)



136-inch Wheelbase (High Roof)




159-inch Wheelbase (High Roof – Extended) (3500 only)




159-inch Wheelbase (Extended) (3500 only)



Properly secure all cargo.



Properly secure all cargo.



Properly secure all cargo.

*All disclaimers and disclosures can be found on the inside back cover.




RAM CARGO VAN

PAINT



- A Billet Metallic
- B Bright White
- C Brilliant Black Crystal Pearl
- D Redline Pearl
- E True Blue Pearl

FABRIC



- A Cloth - Black Standard on Cargo Van
- B Cloth - Light Greystone Standard on Cargo Van

WHEEL COVER



- A 17-inch wheel cover Standard on Cargo Van (W7B)

Uconnect® MULTIMEDIA CENTRES

Uconnect 130 (RES)

- AM/FM/CD/MP3
- Auxiliary input jack
- Two speakers

Uconnect 430N (RHB)

- Uconnect 130 features plus:**
 - 6.5-inch touch-screen display
 - 40GB hard drive with 28GB available
 - Navigation*
 - ParkView® Rear Back-up Camera*
 - SiriusXM Replay, Game Zone,™ favourite song/artist alert
 - SiriusXM satellite radio with one-year subscription*
 - USB port on radio

*All disclaimers and disclosures can be found on the inside back cover.

2015 PRODUCT HIGHLIGHTS

- 17-inch steel wheels with wheel covers
- 77-litre fuel tank and up to 9.1 L/100 km (31 mpg) hwy (new test method), 7.7 L/100 km (37 mpg) hwy (old test method)**
- More capability than any competitors' vehicles in its class⁽¹⁾
 - Horsepower, torque and driving range
 - Interior cargo space of 4403 litres (155.5 cu ft)
 - Payload capacity of 816 kg (1800 lb)
 - Towing capability of 1633 kg (3600 lb)
- Combination of solid and glass side and rear panels
- Heavy-duty commercial-grade suspension
- Heavy-duty radiator and transmission oil cooler

SAFETY & SECURITY

- Advanced multistage driver and front-passenger air bags* – Standard
- All-Speed Traction Control – Standard
- Electronic Stability Control (ESC)* – Standard
- Heavy-duty 4-wheel disc antilock brakes with Brake Assist – Standard
- ParkView® Rear Back-up Camera* – Available
- Remote keyless entry – Standard
- Supplemental side-curtain air bags* – Standard

POWER AND FUEL ECONOMY

Based on 2014 *EnerGuide* fuel consumption ratings. Government of Canada new 5-cycle and old 2-cycle test methods used. Your actual fuel consumption will vary based on driving habits and other factors. For *EnerGuide* information, please ask your retailer or visit the Government of Canada Web site: www.vehicles.nrcan.gc.ca

ENGINE	TRANSMISSION	HORSEPOWER	TORQUE (LB-FT)	L/100 KM (MPG)			
				NEW (5-CYCLE)		OLD (2-CYCLE)	
				CITY	HIGHWAY	CITY	HIGHWAY
3.6L Pentastar™ VVT V6	6-speed automatic	283	260	13.3 (21)	9.1 (31)	11.8 (24)	7.7 (37)

SPECIFICATIONS

CURB WEIGHT, kg (lb)

Curb Weight 1882 (4150)

GVWR, kg (lb)

GVWR 2744 (6050)

TOWING, kg (lb) (when properly equipped)

Towing Capacity 1633 (3600)

EXTERIOR, mm (in)

Wheelbase 3078 (121.2)

Overall Height 1753 (69.0)

Front Track 1664 (65.5)

Rear Track 1646 (64.8)

Overall Width (without mirrors) 1999 (78.7)

Overall Length 5151 (202.8)

Curb-to-curb Turning Diameter, m (ft) 11.92 (39.1)

INTERIOR, mm (in)

Front Headroom 1011 (39.8)

Front Legroom 1034 (40.7)

Front Hip Room 1483 (58.4)

Front Shoulder Room 1618 (63.7)

Rear Cargo Length (load floor measured at centre of vehicle) 2515 (99)

Rear Cargo Width (load floor measured at wheelhouse) 1237 (48.7)

Rear Cargo Height (top of load floor to headliner at centreline of rear axle) 1224 (48.2)

VOLUMES & CAPACITIES

Payload, kg (lb) 816 (1800)

Fuel Tank Capacity, L (imp gal) 77 (17)

Total Passenger plus Cargo Volume, L (cu ft) 5544 (195.8)

Cargo Volume, L (cu ft) 4403 (155.5)

Seating Capacity 2

*All disclaimers and disclosures can be found on the inside back cover. **For full fuel economy details, please see the Power and Fuel Economy chart above. ⁽¹⁾Based on 2014 Class 1 Small Cargo Van. Excludes other vehicles designed and manufactured by Chrysler Group LLC.

RAM CARGO VAN



RAM

STANDARD EQUIPMENT



POWERTRAIN

- 3.6L Pentastar™ Variable Valve Timing (VVT) V6 with 6-speed automatic (27C)

INTERIOR AMENITIES

- 12-volt front and rear power outlets
- Air conditioning with dual-zone temperature control
- Aluminum flat load floor with antiskid strips
- Cloth low-back front bucket seats
- Front courtesy, map, rear dome and liftgate lamps
- Front rubber floor covering
- Outside temperature display in odometer
- Power door locks
- Power windows with driver's one-touch down
- Solid sliding doors, quarter panels and liftgate
- Steering wheel-mounted audio and cruise controls
- Storage:
 - Dual glove boxes
 - Overhead console
- Tilt/telescoping steering column
- Uconnect® 130 multimedia centre with two speakers

EXTERIOR FEATURES

- 17-inch wheel covers
- Black grille, door handles and bodyside moulding
- Black power, heated mirrors, manual folding
- Body-colour front and rear fascias

SAFETY & SECURITY

- Air Bags*:
 - Active front head restraints*
 - Advanced multistage driver and front-passenger air bags
 - Driver's knee blocker air bag
 - Supplemental front-seat-mounted side air bags
 - Supplemental side-curtain air bags
- Electronic Stability Control* with All-Speed Traction Control and Trailer Sway Control
- Heavy-duty 4-wheel disc antilock brakes with Brake Assist
- Interior cargo observation mirror
- Remote keyless entry
- Sentry Key® anti-theft engine immobilizer
- Sliding door alert warning
- Tire pressure monitoring warning lamp

CAPABILITY & FUNCTIONALITY

- 160-amp alternator
- 730-amp maintenance-free battery
- Commercial-grade suspension
- Fuel economizer
- Heavy-duty engine cooler, transmission oil cooler and radiator

OPTIONAL EQUIPMENT

- Air Conditioning with Tri-zone Temperature Control (HAK)
- Cargo Interior Trim Delete Group (AS8)
- Deluxe Aluminum Flat-load Floor with Tie-down Loops and Three In-floor Storage Bins (CXU)
- Liftgate Glass (GC2)
- Load Floor Delete (CMJ)
- Mopar® Cargo Compartment Floor Mat (CKL)
- Mopar Full-width Cargo Divider (CWC)
- Mopar Liftgate Security Grid (XGC)
- Power 8-way Driver's Seat with 2-way Lumbar Adjust (JPR)
- Power Window Group (AWH)
- Tinted Glass Windows (GAC)
- Trailer Tow Group (AHT)
- Rear Door, Rear Quarter-panel and Liftgate Glass (GC4)
- Rear Doors and Liftgate Glass (GC3)
- Security Alarm (LSA)
- SiriusXM Satellite Radio with One-year Subscription* (RSC)
- Uconnect 430N Multimedia Centre (RHB)
- Uconnect Hands-free Group* (AAJ)

PACKAGE DETAILS

CARGO INTERIOR TRIM DELETE GROUP (AS8)

- Delete C- and D-pillar and rear quarter-panel trim
- Delete rear 12-volt power outlet
- Delete rear silencers

LIFTGATE GLASS (GC2)

- Liftgate with sunscreen glass
- Rear window defroster
- Rear window wiper/washer

POWER WINDOW GROUP (AWH)

- Power 3rd-row quarter-vented windows
- Second-row power windows

REAR DOOR, REAR QUARTER-PANEL AND LIFTGATE GLASS (GC4)

- Left sliding door with sunscreen glass
- Liftgate with sunscreen glass
- Rear quarter-panel windows with sunscreen glass
- Rear window defroster
- Rear window wiper/washer
- Right sliding door with sunscreen glass

REAR DOORS AND LIFTGATE GLASS (GC3)

- Left sliding door with sunscreen glass
- Liftgate with sunscreen glass
- Rear window defroster
- Rear window wiper/washer
- Right sliding door with sunscreen glass

TRAILER TOW GROUP (AHT)

- Class II hitch receiver
- Trailer tow wiring harness

UCONNECT HANDS-FREE GROUP* (AAJ)

- Auto-dimming rearview mirror with microphone
- Hands-free communication with Bluetooth® streaming audio*
- Leather-wrapped shift knob
- Leather-wrapped steering wheel
- Remote USB port
- SiriusXM satellite radio with one-year subscription*



*All disclaimers and disclosures can be found on the inside back cover.



POLICE / GOVERNMENT

2014 DODGE CHARGER ENFORCER

PAINT¹



- A Electric Blue Pearl
B Midnight Blue Pearl Coat
C MSP Blue
D Sheriff's Tan
E White Gold

¹In addition to Charger regular production paint colours.

WHEELS



- A 18-inch steel with Bright centre cap Standard (WEJ)
B 18-inch steel with Bright centre cap Standard on All-Wheel-Drive models (WEG)
C 18-inch aluminum Available with Street Appearance Group (WPB)

POWER AND FUEL ECONOMY

Based on 2014 *EnerGuide* fuel consumption ratings. Government of Canada test methods used. Your actual fuel consumption will vary based on driving habits and other factors. Ask your retailer for *EnerGuide* information.

ENGINE	TRANSMISSION	HORSEPOWER	TORQUE (LB-FT)	0-100 KM/H ACCELERATION	100-0 KM/H BRAKING	L/100 KM (MPG) CITY	HIGHWAY
3.6L Pentastar™ VVT V6 (RWD)	5-speed automatic	292 (@ 6350 rpm)	260 lb-ft (@ 4800 rpm)	8.65 seconds	40.6 m (133.2 ft)	11.7 (24)	7.3 (39)
5.7L HEMI® VVT V8 (RWD)	5-speed automatic	370 (@ 5250 rpm)	395 lb-ft (@ 4200 rpm)	5.83 seconds	40.8 m (133.9 ft)	14.1 (20)	7.8 (36)
5.7L HEMI VVT V8 (AWD)	5-speed automatic	370 (@ 5250 rpm)	395 lb-ft (@ 4200 rpm)	5.83 seconds	40.8 m (133.9 ft)	14.4 (20)	8.5 (33)

SPECIFICATIONS

	3.6L PENTASTAR VVT V6	5.7L HEMI VVT V8
CURB WEIGHT, kg (lb)		
Curb Weight	1836 (4039)	1933 (4271)
GVWR, kg (lb)		
GVWR	2386 (5250)	2477 (5450)
TOWING, kg (lb) (when properly equipped)		
Towing Capacity (maximum)	454 (1000)	454 (1000)
EXTERIOR, mm (in)		
Wheelbase	3053 (120.2)	3053 (120.2)
Overall Height	1483 (58.4)	1483 (58.4)
Front Track	1610 (63.4)	1610 (63.4)
Rear Track	1620 (63.8)	1620 (63.8)
Overall Width	1905 (75.0)	1905 (75.0)
Overall Length	5077 (199.9)	5077 (199.9)
Ground Clearance	130 (5.1)	130 (5.1)
INTERIOR, mm (in)	FRONT	REAR
Headroom	980 (38.6)	930 (36.6)
Legroom	1062 (41.8)	1018 (40.1)
Hip Room	1428 (56.2)	1425 (56.1)
Shoulder Room	1510 (59.5)	1471 (57.9)
VOLUMES & CAPACITIES		
Cargo Volume, L (cu ft)		467 (16.5)
Interior Volume Index, L (cu ft)		3432 (121.2)
Seating Capacity		5
Fuel Tank Capacity, L (imp gal)	72.2 (15.9)	72.2 (15.9)

*All disclaimers and disclosures can be found on the inside back cover.

2014 PRODUCT HIGHLIGHTS

- 5-year/160,000-kilometre extended service plan⁽¹⁾
- 160,000-kilometre spark plugs
- Interface module
- All-wheel drive with active transfer case and front axle disconnect
- Secure Park prevents idling vehicle from being driven when key fob is not present⁽²⁾
- Police upfit packages — Available
- Rear-wheel drive for enhanced manoeuvrability, handling, acceleration and traction
- Safety-cage construction; strengthened side-door guard beams
- Street Appearance Group

SAFETY & SECURITY

- The 2014 Dodge Charger received a 5-Star Safety Rating from the National Highway Traffic Safety Administration (NHTSA)
- Active front head restraints*
- Seven standard air bags* including: advanced multistage front, supplemental front-seat-mounted side, supplemental side-curtain and driver's knee blocker
- 4-wheel heavy-duty disc antilock brakes with unique Electronic Stability Control*, including All-Speed Traction Control and Brake Assist
- Rain Brake Support
- Ready Alert Braking



STANDARD POLICE EQUIPMENT

- 3.6L Pentastar™ Variable Valve Timing (VVT) V6 engine with 5-speed automatic transmission
- 5.7L HEMI® VVT V8 engine with 5-speed automatic transmission (Available)
- 12-volt centre-console power outlet
- 18-inch steel wheels with bright hubcaps
- 220-amp alternator
- 800-amp maintenance-free battery
- Acoustic windshield and front-door glass
- Active front head restraints*
- Advanced multistage driver's and front-passenger air bags*
- Air conditioning with dual-zone temperature control
- Automatic halogen headlamps with black accents
- Auxiliary input jack and remote USB port
- Black grille with black honeycomb inserts
- Black vinyl floor coverings
- Capless fuel filler
- Driver's knee blocker air bag*
- Dual rear exhaust
- Electronic Brake-force Distribution (EBD) and Hydraulic Brake Booster
- Electronic Stability Control* with All-Speed Traction Control and Hill Start Assist
- Electronic Vehicle Information Centre
- Engine block heater
- Engine oil cooler
- Full-size spare tire
- Heavy-duty cloth bucket front seats and fixed rear bench seat
- Illuminated rear assist handles
- Keyless Enter™ 'n Go™ with police strategy
- Lamps — front dome, trunk, under-hood, glove box and Centre High-Mounted Stop Lamp
- Mini floor console
- P225/60R18 W-rated performance tires, Goodyear® or Firestone®
- Police-contoured front seats and 6-way power driver's seat
- Power accessory delay
- Power four-wheel disc antilock heavy-duty brake system with 13.5-inch vented front rotors with twin-piston calipers and 13.8-inch vented rear rotors with single-piston rear aluminum calipers
- Power mirrors; manual foldaway
- Power steering cooling system
- Power trunk lid release with inside emergency trunk lid release
- Power windows with driver's one-touch up and down
- Rain Brake Support and Ready Alert Braking
- Rear-door child protection locks

- Rear-window defroster
- Secure Park
- Sentry Key® anti-theft engine immobilizer
- Severe-duty engine cooling system
- Steering wheel-mounted cruise and audio controls
- Sun visors with illuminated vanity mirrors
- Supplemental side-curtain and front-seat-mounted side air bags*
- Tilt/telescoping steering column
- Tire pressure monitoring display
- Two-speed windshield wipers with speed-sensing intermittent modes
- Uconnect® 4.3 with 4.3-inch touch screen
- Unique performance front and rear suspension systems with load-levelling/Nivomat™ shock absorbers

AWD DIFFERENCES/ENHANCEMENTS

- 3.06 rear axle ratio
- 5.7L HEMI VVT V8 engine and 5-speed transmission
- 18-inch steel wheels
- 175-mm front axle
- 215-mm rear axle
- Active transfer case with front axle disconnect

PACKAGE DETAILS

BASE POLICE PACKAGE (AYE)

- Front and rear wire harness
- Power distribution centre
- Siren speaker and bracket
- Trunk tray and cooling fan

PATROL PACKAGE #1 (AYF)

- Front and rear corner LED lamps
- Front and rear wire harness
- Police floor console
- Power distribution centre
- Siren speaker and bracket
- Trunk tray and cooling fan

PATROL PACKAGE #2 (RWD) (AYH)

- Front and rear wire harness
- Police floor console
- Power distribution centre
- Push bumper
- Siren speaker and bracket
- Trunk tray and cooling fan

PATROL PACKAGE #3 (RWD) (AYM)

- Front and rear corner LED lamps
- Front and rear wire harness
- Police floor console
- Power distribution centre
- Push bumper
- Siren speaker and bracket
- Trunk tray and cooling fan

SLICK TOP POLICE PACKAGE #1 (AYN)

- Front and rear wire harness
- Police floor console
- Power distribution centre
- Siren speaker and bracket
- Trunk tray and cooling fan

SLICK TOP POLICE PACKAGE #2 (AYP)

- Front and rear corner LED lamps
- Front and rear wire harness
- Power distribution centre
- Siren speaker and bracket
- Trunk tray and cooling fan

OPTIONS REQUIRING A PATROL/POLICE PACKAGE

- All-weather floor mats (CLE)
- Black police graphics set (M2C)
- Can-Control Siren System (JJK)
- Front corner LED lamps (LNB)
- Grille lights (MEK)
- Mini centre console (CM8)
- Overhead full-feature light bar (LN4)
- Overhead limited light bar (LN5)
- Push bumper (MBR)
- Rear corner LED lamps (LNU)
- Rear deck full-width lights (LN3)
- Rear deck lights (LN2)
- Side lights (LNZ)
- Spare-tire relocation bracket (TBH)
- Visor light (XGV)
- White police graphics set (M2B)

5.7L HEMI VVT V8 (29A)

- 5-speed automatic transmission
- 215-mm rear axle
- High-speed engine controller
- Performance exhaust

CONNECTIVITY GROUP (AAJ)

- Auto-dimming rearview mirror with microphone
- Hands-free communication with Bluetooth® streaming audio*

CONVENIENCE GROUP I (AHM)

- Power 6-way driver's and front-passenger seats
- Power adjustable pedals
- Power driver's and front-passenger 4-way lumbar adjust

STAND-ALONE OPTIONS

- 3.07 rear axle ratio (must have 3.6L engine, RWD) (DMM)
- 18-inch wheel covers (RWD) (W8A)
- Additional non-Fleet alike fobs (GXQ)
- Base engine controller (NZE)
- Black left spot lamp (LNF)
- Black vinyl floor coverings (with Street Appearance Group) (CKJ)
- Deactivated rear doors/windows (CW6)
- Equipment mounting bracket (must have CUM) (XFX)
- Flexible fuel vehicle (with 3.6L engine) (XKN)
- Front reading/map lamps (LBG)
- LED spot lamps (LNK)
- Matching right spot lamp (must have LNF) (LNA)
- Park-Sense® Rear Park Assist System* (XAA)
- Power, heated mirrors; manual folding (GUK)
- Security alarm (LSA)

STREET APPEARANCE GROUP (RWD) (AEB)




- 18-inch wheel covers
- Black grille with bright surround
- Floor carpet
- Fog lamps
- Front reading/map lamps
- Full-length floor console
- Power, heated mirrors; manual folding

*All disclaimers and disclosures can be found on the inside back cover. ⁽¹⁾Some conditions apply. See your retailer for full details. ⁽²⁾See your Fleet representative for complete details.



DODGE DURANGO SPECIAL SERVICE

PAINT



A Billet Metallic
B Bright White
C Brilliant Black
Crystal Pearl

D Granite Crystal Metallic
E Maximum Steel Metallic
F Redline Pearl
G True Blue Pearl

WHEEL



A 18-inch Painted aluminum Standard (WPC)

POWER AND FUEL ECONOMY

Based on 2014 *EnerGuide* fuel consumption ratings. Government of Canada new 5-cycle and old 2-cycle test methods used. Your actual fuel consumption will vary based on driving habits and other factors. For *EnerGuide* information, please ask your retailer or visit the Government of Canada Web site: www.vehicles.nrcan.gc.ca

ENGINE	TRANSMISSION	HORSEPOWER	TORQUE (LB-FT)	TRANSFER CASE	L/100 KM (MPG)			
					NEW (5-CYCLE)		OLD (2-CYCLE)	
					CITY	HIGHWAY	CITY	HIGHWAY
3.6L Pentastar™ VVT V6	8-speed automatic	290	260	Single-speed full-time AWD	13.9 (20)	9.8 (29)	12.4 (23)	8.3 (34)
5.7L HEMI® VVT V8 with MDS	8-speed automatic	360	390	Two-speed full-time AWD	17.3 (16)	10.8 (26)	15.6 (18)	9.1 (31)

SPECIFICATIONS

CURB WEIGHT, kg (lb)

3.6L engine	2229 (4913)
5.7L engine	2418 (5330)

GVWR, kg (lb)

3.6L engine	2948 (6500)
5.7L engine	3221 (7100)

TOWING, kg (lb) (when properly equipped)*

3.6L engine	2812 (6200)
5.7L engine	3265 (7200)

EXTERIOR, mm (in)

Wheelbase	3043 (119.8)
Overall Height (at roof rail/at antenna)	1801 (70.9) / 1847 (72.7)
Front Track	1623 (63.9)
Rear Track	1628 (64.1)
Overall Width with Mirrors	2171 (85.5)
Overall Length	5110 (201.2)
Ground Clearance with 3.6L Engine	206 (8.1)

INTERIOR, mm (in)

	FRONT ROW	SECOND ROW
Headroom	1013 (39.9)	1011 (39.8)
Legroom	1024 (40.3)	980 (38.6)
Hip Room	1448 (57.0)	1087 (42.8)
Shoulder Room	1486 (58.5)	1280 (50.4)

VOLUMES & CAPACITIES

Cargo, Behind 2nd Row, L (cu ft)	1351 (47.7)
Cargo, Behind Front Row with Rear Seats Folded, L (cu ft)	2393 (84.5)
Seating Capacity	5
Fuel Tank Capacity, L (imp gal)	93.1 (20.4)

*2014 model-year ratings shown.

*All disclaimers and disclosures can be found on the inside back cover.

2015 PRODUCT HIGHLIGHTS

- 3.6L Pentastar™ VVT V6 is a three-time winner of *Ward's Automotive* "10 Best Engines"
- 800-amp maintenance-free battery
- Best-in-class towing, 3265 kg (7200 lb) with the available 5.7L HEMI® VVT V8 engine⁽¹⁾
- Eight-speed automatic transmission with rotary dial E-shifter
- Heavy-duty 4-wheel disc brakes
- Spot-lamp wiring prep

SAFETY & SECURITY

- Active front head restraints* — Standard
- Air bags* — Advanced multistage driver and front-passenger, supplemental side-curtain, supplemental front-seat side and driver's knee blocker — Standard
- Electronic Stability Control (ESC)* — Standard
 - Hill Start Assist
 - Rain Brake Support
 - Ready Alert Braking
 - Trailer Sway Damping
- Four-wheel disc Antilock Braking System (ABS) with Electronic Brake-force Distribution — Standard
- Sentry Key® anti-theft engine immobilizer — Standard

STANDARD POLICE EQUIPMENT

- 3.45 rear axle ratio
- 18-inch painted Tech Silver aluminum wheels and P265/60R18 BSW On-/Off-Road tires
- 195-mm front and rear axle
- 220-amp alternator
- 800-amp maintenance-free battery
- Acoustic laminated windshield and front-door glass
- Active front head restraints*
- Air Bags*:
 - Advanced multistage driver and front-passenger air bags
 - Driver's knee blocker air bag
 - Supplemental front-seat-mounted side air bags
 - Supplemental front-seat side-curtain air bags
- Auto-dimming rearview mirror with microphone
- Automatic headlamps with chrome headlamp accents
- Body-colour, power heated exterior mirrors; manual folding
- Capless, power-locking fuel filler door
- Deep-tint sunscreen glass
- Electronic Stability Control* with All-Wheel Traction Control, Hill Start Assist, Rain Brake Support, Ready Alert Braking and Trailer Sway Control*
- Engine block heater
- Front and rear floor mats

- Full-length floor console and overhead console
- Heavy-duty 4-wheel disc brakes
- Heavy-duty engine cooling
- Illuminated entry
- Interior LED lamps and illuminated cup holders
- Keyless Enter 'n Go™
- Leather-wrapped steering wheel with audio and cruise controls
- LED taillamps with red accents
- Low-beam daytime running headlamps
- Media Centre:
 - Hands-free communication with Bluetooth® streaming audio*
 - Uconnect® 5.0 multimedia centre with 5-inch touch screen, USB port, SD card slot and auxiliary input jack
- Power accessory delay
- Power locks and power front windows with one-touch up-and-down
- Power rack and pinion steering
- Powertrain:
 - 3.6L Pentastar VVT V6 engine
 - Eight-speed automatic transmission with rotary dial E-shifter

- Projector fog lamps
- Rear load-levelling suspension
- Rear window defroster
- Seating:
 - Cloth low-back bucket seats
 - Fold-flat front-passenger seat
 - Power 8-way driver's seat with power 4-way lumbar adjust
 - Second-row 60/40 split folding seat
 Note: no 3rd-row seat
- Sentry Key anti-theft engine immobilizer
- Seven-inch customizable in-cluster display centre
- Single-speed transfer case
- Spot-lamp wiring prep
- Steering wheel-mounted cruise and audio control
- Steering wheel-mounted shift control
- Tilt/telescoping steering column
- Tire pressure monitoring warning lamp
- Tri-zone automatic temperature control
- Two auxiliary 12-volt power outlets
- Variable/intermittent windshield wipers

PACKAGE DETAILS

5.7L HEMI VVT V8

- 3.09 rear axle ratio
- 230-mm rear axle
- Dual exhaust with bright tips
- Eight-speed automatic transmission
- Engine oil cooler
- Two-speed on-demand transfer case

PARKVIEW® REAR BACK-UP CAMERA (XAC)

- Park-Sense® Rear Park Assist system*

SKID PLATE GROUP (ADL)

- Front-suspension skid plate
- Fuel tank skid plate shield
- Transfer case skid plate shield
- Underbody skid plate

STAND-ALONE OPTIONS

- Full-size spare tire (TBB)
- Single-disc remote CD player (RH1)
- SiriusXM satellite radio with one-year subscription* (RSD)

TRAILER TOW GROUP IV (AHX)

- Class IV hitch receiver
- Four- and 7-pin wiring harness
- Full-size spare tire



*All disclaimers and disclosures can be found on the inside back cover. ⁽¹⁾Based on 2014 *Ward's* Middle Sport Utility segmentation. When properly equipped.

FOR UPFITTER INFO, PLEASE VISIT FLEETCHRYSLER.CA | 1.800.463.3600 133



RAM SPECIAL SERVICE

PAINT



- A Black
- B Black Forest Green Pearl
- C Blue Streak Pearl
- D Bright Silver Metallic
- E Bright White
- F Deep Cherry Red Crystal Pearl
- G Flame Red
- H Granite Crystal Metallic
- I Maximum Steel Metallic
- J Prairie Pearl
- K True Blue Pearl
- L Western Brown Pearl

WHEEL



- A 17-inch Argent steel Standard (WFP)

POWER AND FUEL ECONOMY

Based on 2014 *EnerGuide* fuel consumption ratings. Government of Canada new 5-cycle and old 2-cycle test methods used. Your actual fuel consumption will vary based on driving habits and other factors. For *EnerGuide* information, please ask your retailer or visit the Government of Canada Web site: www.vehicles.nrcan.gc.ca

ENGINE	TRANSMISSION	HORSEPOWER	TORQUE (LB-FT)	L/100 KM (MPG)			
				NEW (5-CYCLE)		OLD (2-CYCLE)	
				CITY	HIGHWAY	CITY	HIGHWAY
5.7L HEMI® VVT V8	6-speed automatic	395	410	17.6 (16)	12.7 (22)	15.8 (18)	10.8 (26)

2014 SPECIFICATIONS[§]

CAPABILITY HIGHLIGHTS, kg (lb)

Payload (maximum)	576 (1270)
Towing (maximum)	4513 (9950)
GVWR	3084 (6800)
GCWR	7099 (15,650)

EXTERIOR, mm (in)

Wheelbase	3569 (140.5)
Box Length, m (ft)	1.7 (5'7")
Overall Length with Rear Bumper	5817 (229.0)
Overall Height (empty)	1923 (75.7)
Overall Width	2017 (79.4)
Track (front/rear)	1728 (68.0) / 1715 (67.5)
Open Tailgate to Ground	885 (34.9)

CREW CAB 140.0 4x4

INTERIOR, mm (in)

	FRONT	REAR
Headroom	1041 (41)	1014 (39.9)
Hip Room	1605 (63.2)	1605 (63.2)
Shoulder Room	1676 (66)	1669 (65.7)
Legroom	1041 (41)	1023 (40.3)

VOLUMES & CAPACITIES

Fuel Tank Capacity, L (std/opt)	98.4 / 121
Seating Capacity, adults (maximum)	5

[§]Based on 2014 model-year information. 2015 model-year information not available at time of printing. Maximum ratings based on properly equipped vehicles. Visit www.rambodybuilder.com for the latest specifications.

*All disclaimers and disclosures can be found on the inside back cover.

2015 PRODUCT HIGHLIGHTS

- 5.7L HEMI® V8 with FuelSaver MDS and VVT Technology, 395 horsepower, 410 lb-ft of torque
- 17-inch steel wheels
- Cloth/vinyl-trimmed premium low-back bucket seats with vinyl rear bench seat
- Electronic Stability Control (ESC)* with multiple modes
 - ON (automatic default mode)
 - PARTIAL (provides enhanced traction in snow, or on loose road surfaces)
 - OFF (default mode for 4WD low)
- Part-time 4-wheel-drive system
- Air conditioning

SAFETY & SECURITY

- Electronic Stability Control System* — Includes antilock brake system, Rain Brake Support, Ready Alert Braking, Electronic Roll Mitigation, Brake Assist, Hill Start Assist and Trailer Sway Control* — Standard
- ParkView® Rear Back-up Camera* — Available
- Remote keyless/illuminated entry: locks/unlocks all doors, tailgate and RamBox® (if equipped) — Standard
- Remote start system — Available
- Security alarm — Available
- Sentry Key® anti-theft engine immobilizer — Standard
- Supplemental front-seat-mounted side air bags* and supplemental side-curtain air bags* for the 1st and 2nd rows — Standard

RAM 1500 CREW CAB 4x4 WITH SPECIAL SERVICE GROUP (AHB)

POWERTRAIN

- 5.7L HEMI V8 with 6-speed automatic (25D)

INTERIOR AMENITIES

- 12-volt auxiliary power outlet
- 115-volt auxiliary power outlet
- Air conditioning
- Black vinyl floor covering
- Cloth/vinyl-trimmed front bucket seats with power 10-way driver's seat, power lumbar adjust and vinyl folding rear seat
- Cruise control
- Electronic Vehicle Information Centre
- Power locks and front windows with one-touch up-and-down express feature
- Rear dome lamp
- Rear underseat compartment storage
- Second-row in-floor storage bins
- Six speakers
- Uconnect® 3.0 multimedia system

EXTERIOR FEATURES

- 17-inch steel wheels
- Black 6- x 9-inch power, heated mirrors, manually folding
- Black front/rear bumpers, grille and door handles
- Grey upper fascia
- P265/70R17 BSW all-season tires

SAFETY & SECURITY

- Advanced multistage front air bags*
- Automatic headlamps
- Cargo lamp
- Driver/front-passenger assist handles
- Four-wheel disc antilock brakes
- Front height-adjust shoulder belts
- Full-size spare tire
- Locking tailgate
- Quad-lens halogen headlamps
- Rear fixed window
- Sentry Key anti-theft engine immobilizer
- Tilt steering column
- Tire pressure monitoring system with display

CAPABILITY & FUNCTIONALITY

- 3.55 rear axle ratio
- 98-litre fuel tank
- 220-amp alternator
- Electronic shift-on-the-fly part-time transfer case
- Engine oil cooler
- Four- and 7-pin trailer tow wiring connector
- Front and rear stabilizer bars
- Front/rear heavy-duty shock absorbers
- Multilink coil spring rear suspension
- Power accessory delay feature
- Upper/lower "A" arms coil spring front suspension

OPTIONAL EQUIPMENT

- 3.92 Rear Axle Ratio (DMH)
- 7- x 11-inch Power Black Trailer Tow Mirrors (GPG)
- 121-litre Fuel Tank (NFX)
- Antispin Differential Rear Axle (DSA)
- Carpet Floor Covering (CKE)
- Class IV Hitch Receiver (XFH)
- Factory Spray-in Bedliner (XM9)
- Front and Rear Rubber Floor Mats (CLF)
- LT265/70R17E OWL On-/Off-Road Tires (TXN)
- ParkView® Rear Back-up Camera* (XAC)
- Protection Group (ADB)
- RamBox Cargo Management System (XB9)
- Rear Window Defrost with Fixed Glass (GFA)
- Remote Start and Security Group (AJB)
- SiriusXM Satellite Radio* (RSD)
- Trailer Brake Control (XHC)
- Tri-fold Tonneau Cover (CS7)
- Uconnect 5.0 Multimedia Centre (RA2)
- Under-rail Box Bedliner (XME)
- Wheel-to-wheel Side Steps (MRA)


PACKAGE DETAILS

PROTECTION GROUP (ADB)

- Front suspension and transfer case skid plates
- Front tow hooks

REMOTE START AND SECURITY GROUP (AJB)

- Remote start system
- Security alarm



*All disclaimers and disclosures can be found on the inside back cover.



GOVERNMENT VEHICLES

The wide variety of vehicles offered by Chrysler Canada Inc. is ideal for the needs of federal, provincial and local government, and large-scale business and industrial fleets, with everything from sub-compacts to sedans, crossovers, SUVs, trucks and minivans.

POLICE AND SAFETY VEHICLES: BUILT FOR DECADES OF TOUGH SERVICE AND COMFORT FOR EVERYDAY NEEDS.

Chrysler Canada Inc. offers a comprehensive line of vehicles to meet the needs of the law enforcement community.

SEDANS: GENEROUS INTERIOR SPACE, WITH BENCHMARK CONNECTIVITY AND TELEMATICS.

Dodge Dart sets the stage, blending Alfa Romeo DNA with classic Dodge performance — and from there, we just kept improving the portfolio. Today, we're offering the most affordable mid-size sedan in Canada,⁽¹⁾ distinguishing itself with roomy seating that generously accommodates 5 occupants, and available telematics that include hands-free communications* and audio systems that leave nothing to be desired. The all-new 2015 **Chrysler 200** delivers exceptional comfort with the welcome addition of available all-wheel drive (AWD) for stellar handling and road manners. Best-in-class advantages abound in our sedan lineup: the elegant **Chrysler 300** and the legendary **Dodge Charger** deliver best-in-class⁽²⁾ AWD fuel economy to your fleet. The heritage of power, performance, comfort and styling gets the final word with one outstanding sedan: **Dodge Challenger**.

MINIVANS/CROSSOVERS/SUVs: UNCOMPROMISING LEADERSHIP THAT DEFINES AN ENTIRE AUTOMOTIVE SEGMENT.

We started the segment — and we've excelled, with minivan dominance now achieving over 30 years of leadership. Our innovations — like the industry-exclusive Super Stow 'n Go® seating on **Dodge Grand Caravan** and **Chrysler Town & Country** — exemplify unmatched passenger and cargo flexibility. **Dodge Journey** — ranking as the best-selling crossover in Canada⁽³⁾ — is a rare combination of value, versatility and performance, offering a choice of 4- or 6-cylinder engines, front- or all-wheel drive, and five- or seven-passenger seating. The six- or seven-passenger, all-wheel-drive **Dodge Durango** is the “no-compromise” SUV offering intuitive technology, modern style and legendary performance. In the Jeep® family, **Compass** and **Patriot** bring best-in-class off-road capability⁽⁴⁾ to some of the most affordable SUVs in Canada.⁽⁵⁾ Jeep Wrangler is the epitome of fun, with its open-air freedom and iconic capability. **Jeep Grand Cherokee** has luxurious capability infused with modern technology in an exquisitely designed package. **Jeep Cherokee** stands out through style, capability, more than 70 standard and available safety and security features, and a fuel-efficient 9-speed automatic transmission. Anticipate more — with the all-new 2015 **Jeep Renegade** augmenting this remarkable vehicle lineup later this year.

TRUCKS/COMMERCIAL: AN EVER-EXPANDING PORTFOLIO WITH UNMATCHED FUEL ECONOMY, POWER AND CAPABILITY.

Ram 1500 features an award-winning 3.0L EcoDiesel Turbo V6 that generates 420 lb-ft of torque with segment-leading fuel-efficient performance;⁽⁶⁾ a 3.6L Pentastar™ V6 with Variable Valve Timing (VVT), a segment-exclusive 8-speed automatic transmission,⁽⁶⁾ legendary 5.7L HEMI® V8 and class-exclusive⁽⁶⁾ Active-Level™ Four-corner Air Suspension System. **Ram 2500** and **3500 Heavy Duty** give you a 6.4-litre HEMI V8 with best-in-class 410 gasoline engine horsepower;⁽⁷⁾ best-in-class towing⁽⁷⁾ of up to 13,608 kg (30,000 lb), and the 6.7L Cummins® Turbo Diesel, Canada's best-selling and most durable diesel pickup,⁽⁸⁾ with up to 850 lb-ft of torque, a 5-Year/160,000-Kilometre Diesel Powertrain Limited Warranty and an available segment-exclusive⁽⁷⁾ dual-mode Auto-Level™ Rear Air Suspension System. **Ram 3500/4500/5500 Chassis Cabs** feature best-in-class towing of up to 13,427 kg (29,600 lb)⁽⁷⁾ and best-in-class Gross Combined Weight Rating (GCWR) of up to 17,010 kg (37,500 lb).⁽⁹⁾ The Ram family boosts versatility with the **Ram ProMaster™ models** — offering an upfit-friendly and configurable design, with a host of best-in-class features including cargo space,⁽¹⁰⁾ floor area⁽¹¹⁾ and payload.⁽¹²⁾ Add the flexible and fuel-sipping **Ram Cargo Van** to the commercial portfolio, and Chrysler Canada Inc. delivers capability and versatility at our finest.

INFORMATION CENTRE AND WEB SITE.

You can reach the Fleet Information Centre at 1-800-463-3600, Monday-Friday, from 8 a.m. to 6 p.m. ET. For information 24/7, visit our Web site at fleetchrysler.ca or email us at: fleetinfo@chrycan.com

*All disclaimers and disclosures can be found on the inside back cover. ⁽¹⁾Based on 2014 Ward's Lower Middle Sedan segmentation. ⁽²⁾Based on 2014 Ward's Large Regular Car segmentation and 2014 EnerGuide ratings. When properly equipped with 3.6L engine and 8-speed automatic. Excludes other vehicles designed and manufactured by Chrysler Group LLC. ⁽³⁾Based on R. L. Polk Canada, Inc. May 2008 to September 2013 Canadian Total New Vehicle Registration data for Crossover segments as defined by Chrysler Canada Inc. ⁽⁴⁾Based on 2014 Ward's Small Cross/Utility segmentation, when properly equipped with Freedom Drive II. ⁽⁵⁾Based on 2014 Ward's Sport Utility segmentation and MSRP of base vehicles. ⁽⁶⁾Based on 2014 Automotive News Full-size Pickup segmentation and 2014 EnerGuide ratings. ⁽⁷⁾Ram 2500/3500 Heavy Duty Pickup class is based on 2500/250 and 3500/350 full-size pickups. Specific model and towing equipment are required to achieve maximum ratings. Ram towing and GCWR based on 2014MY information. When properly equipped. ⁽⁸⁾Best-selling based on IHS Automotive: Polk Canadian New Vehicle Registration data through October 2013 for large diesel pickups under 14,000-lb GVW. Durability based on longevity. Based on IHS Automotive: Polk Canadian Vehicles in Operation data as of July 1, 2013, for model years 1994–2013 for all large pickups sold and available in Canada over the last 20 years. ⁽⁹⁾Based on Class 3–5 conventional Chassis Cab Pickup. When properly equipped. ⁽¹⁰⁾Based on 2014 Ward's Large Van segmentation; based on standard cargo capacity. ⁽¹¹⁾Based on 2014 Ward's Large Van segmentation. ⁽¹²⁾Based on 2014 Ward's Large Van segmentation; based on standard vehicle GVWR.

DISCLAIMERS AND DISCLOSURES

ABOUT THIS CATALOGUE | Since the time of printing, some of the information you'll find in this catalogue may have been updated. Ask your retailer for details. Some of the equipment shown or described throughout this catalogue is available at extra cost. Specifications, descriptions, illustrative materials and all competitive comparisons contained herein are as accurate as known at the time this publication was approved for printing. Chrysler Canada Inc. reserves the right to make changes at any time without notice and without incurring obligation. For the price of the model with the equipment you desire, or verification of specifications contained herein, see your Chrysler, Jeep, Dodge, Ram, FIAT and SRT retailer.

Adaptive Cruise Control | Forward Collision Warning | LaneSense Lane Departure Warning | Forward Collision Warning with Crash Mitigation | Adaptive Cruise Control with Stop | Parallel and Perpendicular Park Assist | Blind-Spot Monitoring | Park-Sense Rear Park Assist | Forward Collision Warning with Active Braking | ParkView Rear Back-up Camera | Rear Cross-Path Detection | Front Park Assist | This is a driver convenience system, not a substitute for active driver involvement. The driver must remain aware of his/her surroundings and be prepared to take corrective action to avoid collisions.

Address Book | Phone must support Bluetooth Phone Book Access Profile (PBAP).

Dealer-activated Navigation | Uconnect 8.4A | Additional fees will apply for dealer-activated navigation.

Driving Range | Driving range based on 2014 *EnerGuide* highway fuel consumption ratings and fuel tank capacity. Your actual driving range will vary based on powertrain, driving habits and other factors. Use for comparison purposes only.

Electronic Stability Control (ESC) | No system can repeal the laws of physics or overcome careless driving actions. Performance is limited by available traction, which snow, ice and other conditions can affect. When the warning lamp flashes, the driver needs to use less throttle and adapt speed and driving behaviour to prevailing road conditions.

Fording | Do not attempt water fording unless depth is known to be less than 51 centimetres (20 inches). Traversing water can cause damage that may not be covered by the new vehicle warranty. Always off-road responsibly in approved areas.

Front, Side-curtain, Front-seat Side and Driver's Knee Blocker Air Bags | The advanced front air bags in this vehicle are certified to the federal regulations for advanced air bags. Children 12 years old and younger should always ride buckled up in a rear seat. Infants in rear-facing child restraints should never ride in the front seat of a vehicle with a passenger-front air bag. All occupants should always wear their lap and shoulder belts properly.

Hands-free Communication with Bluetooth Streaming Audio | Driving while distracted can result in loss of vehicle control. Only use mobile phones and other devices, even with voice commands, when it is safe to do so. Voice commands of phone require a Bluetooth compatible phone.

Integrated Booster Seats | Integrated booster seats are only for children between 120 and 145 centimetres (47 and 57 inches) in height, weighing between 22 and 38 kilograms (48 and 85 pounds). Always fasten seat belts properly.

Navigation | Never program while driving. GPS mapping and available 3D navigation may not be detailed or available in all areas or reflect current road regulations.

Obstacle Detection | Detects most obstacles. Always use care.

Oil Change Intervals | Oil change intervals will vary based on excessive engine run times, operating conditions, maintenance schedules and driving habits. See your retailer for full details.

Preset Voice-to-text Messaging | Preset voice-to-text messaging and incoming text message reading require a MAP enabled phone.

Reactive/Active Front Head Restraints | Always sit properly with the head restraint properly adjusted. Never place anything in front of the head restraint.

SiriusXM Satellite Radio | Requires SiriusXM radio subscriptions governed by SIRIUS terms and conditions available at siriusxm.ca

TomTom Navigation | Consult local ordinances on affixing TomTom navigation in appropriate location. Never program while driving. GPS mapping may not be detailed in all areas or reflect current road regulations.

Towing | When properly equipped.

Universal Garage Door Opener | Not compatible with all garage door openers.

Warranty disclaimer | 2014 and 2015 Chrysler, Jeep, Dodge and Ram vehicles are backed by a 5-Year or 100,000-Kilometre* fully transferable Powertrain Limited Warranty with \$0 deductible plus 24-hour roadside assistance. Basic Warranty coverage is for 3 years or 60,000 kilometres.* Rust-through coverage on all body sheet metal is for 3 years. The Cummins Turbo Diesel engine is protected by a separate Limited Warranty, covering the engine for 5 years or 160,000 kilometres*.

Chrysler, Jeep, Dodge, Ram, SRT, HEMI, Mopar, the Jeep grille, Grand Cherokee, CommandView, Overland, Summit, Trailhawk, Park-Sense, ParkView, Sentry Key, Tru-Lok, Rock-Trac, Rubicon, Freedom Top, Freedom Drive I, Freedom Drive II, Quadra-Drive II, Quadra-Lift, Quadra-Trac, Quadra-Trac I, Quadra-Trac II, Trail Rated, Sentry Key, Uconnect, Town & Country, Stow 'n Go, 300C, 300 Limited, Journey, R/T, Grand Caravan, Laramie, Big Horn, Quad Cab, RamBox, Mega Cab, Power Wagon, TorqueFlite and Selec-Terrain are registered trademarks, and Command-Trac, Pentastar, My Sky, Selec-Track, Selec-Speed, SafetyTec, Stow 'n Place, ProMaster, Ram Active Air, Active-Level, Tigershark, LaneSense, Enter 'n Go and Active Drive are trademarks of Chrysler Group LLC. FIAT and MultiAir are registered trademarks of Fiat Group Marketing & Corporate Communications S.p.A., used under licence by Chrysler Group LLC. Blue&Me and eco:Drive are trademarks of Fiat Group Marketing & Corporate Communications S.p.A., used under licence by Chrysler Group LLC. © 2014 Chrysler Canada Inc. All rights reserved.

Cummins is a registered trademark of Cummins, Inc. iPod is a registered trademark of Apple Inc. Beats by Dr. Dre, Beats, Beats Audio and the b logo are the property of Beats Electronics LLC. TomTom is a registered trademark of TomTom International B.V. Auto/Stick is a trademark of Hurst Performance. Blu-ray Disc is a trademark owned by Blu-ray Disc Association (BDA). Bluetooth is a registered trademark of Bluetooth SIG, Inc. Dana is a registered trademark of Dana Corporation. SiriusXM logo, the SiriusXM logo, Game Zone, channel names and logos are trademarks of SiriusXM Radio Inc. and are used under licence. All rights reserved. Sunrider is a registered trademark of Bestop, Inc. MultiAir is a registered trademark of C.R.F., used under licence by Chrysler Group LLC. Goodyear is a registered trademark of The Goodyear Tire & Rubber Company. Katzkin and the Katzkin logo are registered trademarks of Katzkin Leather Interiors, Inc. Winnebago is a registered trademark of Winnebago Industries, Inc. Garmin and the Garmin logo are registered trademarks of Garmin, Ltd. or its subsidiaries and are registered in one or more countries. AISIN is a registered trademark of Aisin Seiki. NIVOMAT is a registered trademark of ZF Sachs AG. Alpine and the Alpine logo are registered trademarks of Alpine Electronics, Inc. harman/kardon logo is a registered trademark of Harman International Industries, Inc. Brembo is a registered trademark of Brembo S.p.A. Firestone is a registered trademark of Firestone Tire & Rubber Company. BFGoodrich is a registered trademark of Goodrich Corporation. Michelin is a registered trademark of Michelin North America, Inc. WARN is a registered trademark of Warn Industries, Inc. Pirelli is a registered trademark of Pirelli & C.S.p.A. © 2013 Pirelli Tire North America. All rights reserved. Boston Acoustics and the Boston Acoustics logo are registered trademarks of Boston Acoustics, Inc. All rights reserved. All other trademarks, images and logos are property of their respective owners and are displayed in this publication with permission.

*Whichever comes first. *Some conditions may apply. The 5-Year/ 100,000-Kilometre Powertrain Limited Warranty does not apply to vehicles sold for certain commercial uses or to SRT models. See your retailer for full details.



CHRYSLER

CANADA FLEET OPERATIONS



RAM

DODGE



CHRYSLER



Jeep



FLEETCHRYSLER.CA

50115A008E

1-800-463-3600