



THE NEW 2015 CHRYSLER 300





# *classic & modern by nature*



300C Platinum shown in Gloss Black

SIXTY YEARS OF STYLE. A bold redesign of the classic North American sedan, featuring world-class levels of sophistication, craftsmanship and technology. The sleek new Chrysler 300 unveils an expressive, sculpted exterior, bold new grilles and elegant new interior designs. The updated editions are all about performance, efficiency, advanced technology and sculptured styling. Four lifestyle-driven models highlight Chrysler 300's appeal featuring the award-winning 3.6L Pentastar™ Variable Valve Timing (VVT) V6 engine and standard, class-exclusive<sup>1</sup> TorqueFlite® 8-speed automatic transmission, and an available all-wheel drive (AWD) system that is the most technologically advanced in its class.<sup>1</sup> The responsive, available 5.7L HEMI® VVT V8 engine with FuelSaver Multi-Displacement System (MDS), is now paired with the 8-speed transmission for the ultimate combination of power and efficiency.

A VISION OF SPLENDOR. The aesthetic flow of the redefined front end incorporates a chrome continuous strip design to the lower fascia, symbolizing the brilliant architecture and continuity in the design work adorning the new Chrysler 300. Available adaptive High Intensity Discharge (HID) headlamps, LED Daytime Running Lamps and new LED fog lamps ensure that the Chrysler 300 marks its presence at all times. Distinct LED taillamps produce a highly refined glow, enhanced by a bold illuminated halo for unmistakable rear-traffic visibility, while accentuating the newly chiseled rear fascia.





*serene &  
inviting*

300C Platinum interior shown in Indigo and Linen

#### STREAMLINED CRAFTSMANSHIP

The all-new interior boasts sophisticated style with world-class materials and craftsmanship. Deep-quilted Nappa leather-faced seats, accent stitching and quilted door bolsters are the hallmark of the Chrysler 300C Platinum. Savour the luxurious interior amenities including heated and ventilated front seats, leather-wrapped heated steering wheel and hand-sanded natural pore wood accents. Power adjustable pedals, heated and cooled front console cup holders and heated rear seats enhance the driver's, as well as passenger's mobile retreat.



#### CONVENIENCES MADE SIMPLE

The standard, class-exclusive<sup>1</sup> satin chrome-finished Rotary E-shift electronically changes gears with a simple turn. The E-shift adds an "S" Sport gear selection on Chrysler 300S, 300C Platinum and 300C V8 models, with the option of using steering wheel-mounted paddle shifters. Standard on every model is the innovative Keyless Enter 'n Go™ system with proximity entry, which allows you to unlock the doors by touching a door handle when the key fob is in your purse or pocket. Starting the engine is as simple as pressing the brake and pushing the ignition button — no more fumbling with keys.



CLASS-EXCLUSIVE<sup>1</sup>  
*8-speed*  
TRANSMISSION

BEST-IN-CLASS<sup>1</sup>  
**7.7** L/100 KM (37 MPG)\*  
HIGHWAY  
3.6L PENTASTAR™ VVT V6



300S shown in Redline Tri-coat Pearl

#### BEST-IN-CLASS<sup>1</sup> FUEL ECONOMY — 3.6L PENTASTAR VVT V6 ENGINE

The standard, award-winning 3.6L Pentastar VVT V6 engine yields a best-in-class<sup>1</sup> V6 highway fuel economy rating of as good as 7.7 L/100 km (37 mpg)\*, while producing a potent 292 horsepower and 260 lb-ft of torque. All-wheel drive (AWD) models benefit from front-axle disconnect, part of the most technologically advanced AWD system in its class<sup>1</sup>, which assists Chrysler 300 in achieving best-in-class<sup>1</sup> AWD fuel economy. It seamlessly connects wheel power from rear-wheel drive to AWD as needed — and automatically disconnects when not required to maximize fuel economy.

#### EXCEPTIONAL BALANCE OF POWER AND EFFICIENCY

The standard TorqueFlite® 8-speed automatic transmission provides world-class shift quality, outstanding fuel efficiency and commanding performance thanks to a wide gear-ratio spread. A low first gear ensures quick takeoff, while close fifth- through eighth-speed ratios deliver smooth shifting, and a lower cruising RPM for refined performance and optimal fuel economy.

#### EXHILARATING ACCELERATION — 5.7L HEMI® VVT V8 ENGINE WITH FUELSAVER MULTI-DISPLACEMENT SYSTEM (MDS)

The 5.7L HEMI VVT V8 engine with FuelSaver MDS is available on Chrysler 300S, 300C and 300C Platinum rear-wheel drive models. It delivers an impressive combination of V8 horsepower and remarkable fuel economy of as good as 9.3 L/100 km (30 mpg)\* highway, optimized by the segment-exclusive<sup>1</sup> TorqueFlite® 8-speed automatic transmission and FuelSaver MDS technology. This innovative technology seamlessly alternates between four-cylinder mode when less power is needed — and all eight cylinders when required. The result is acceleration that more than meets the demands of the get-out-and-go-faster driver with 363 horsepower and a surprising punch of 394 lb-ft of torque.

#### SPORT MODE DYNAMICS

An improved available Sport mode turns ride and handling dynamics up a notch. Chrysler 300S, 300C Platinum and 300C V8 models feature an “S” gear on the Rotary E-shift and Sport mode. Selecting “S” on the Rotary E-shift enables sport engine and transmission calibration, more responsive accelerator-pedal calibration and paddle-shift mode. New for 2015, the “Sport” button located on the instrument panel centre stack enables sport-tuned Electric Power Steering (EPS) calibration and a temporary paddle-shift mode in addition to the “S” mode settings.

\*See page 18 for full details.



## 300S — A DYNAMIC SENSE OF DRIVING PERSONALITY

Performance Nappa leather-faced seats available in black with silver accent stitching or black and Ambassador Blue outfit the Chrysler 300S with exceptional comfort and style. A leather-wrapped steering wheel with silver stitching, steering wheel-mounted paddle shifters, Piano Black interior accents and unique “S” overlay graphic treatment to the instrument cluster amp up the interior attitude. For added performance, the 3.6L Pentastar™ VVT V6 engine increases power to 300 hp and 264 lb-ft of torque and is coupled with a sport-tuned suspension. Standard on Chrysler 300S is the premium 10-speaker BeatsAudio™ system with 552-watt amplifier that immerses occupants in the ultimate audio experience.



**POWER SUITED.** The available 5.7L HEMI® VVT V8 engine with FuelSaver Multi-Displacement System (MDS) gives the Chrysler 300S a fierce ambition to take to the road. With the added performance comes exclusive side-sill cladding and upgraded rear spoiler. The extroverted looks combine stylish black accents with 20-inch Hyper Black aluminum wheels and an available black roof.

**STOP-MOTION STAYING POWER.** A new 300S grille with black chrome surround and floating Chrysler wing badge raises the bar for this icon's style. The Chrysler 300S adds headlamps with black bezels, LED fog lamps, LED taillamps with black surround and Gloss Black daylight-opening surround moulding, giving it an extra dose of attitude.





## OFFERS OVER 70 STANDARD AND AVAILABLE SAFETY AND SECURITY FEATURES

### FULL-SPEED FORWARD COLLISION WARNING (FCW) WITH ACTIVE BRAKING<sup>2</sup>

Using radar and video sensors, this available system detects whether the vehicle is approaching another vehicle or large obstacle in its path too rapidly. When an object is detected, the system will provide audible and visual warnings and assist the driver in avoiding the incident by actively applying the brakes. The driver has the ability to adjust the sensitivity and turn brake support on or off.

### ADVANCED BRAKE ASSIST<sup>2</sup>

Advanced Brake Assist automatically increases brake force to attain the shortest possible stopping distance in emergency braking situations. This system works with the FCW system using both camera and radar inputs.

### PARKVIEW® REAR BACK-UP CAMERA WITH DYNAMIC GRID LINES<sup>2</sup>

This available system displays a visual reference of what is behind your vehicle when in Reverse. The dynamic grid lines adjust when the steering wheel is turned to assist you when manoeuvring into parking spaces or narrow areas.

### PARK-SENSE® FRONT AND REAR PARK ASSIST<sup>2</sup>

Parking your Chrysler 300 in close range to other vehicles or objects is made easy with available ultrasonic sensors positioned in the front and rear fascias. They provide object detection and driver feedback including audible chimes and a visual reference located in the 7-inch customizable in-cluster display centre.

### REACTIVE FRONT HEAD RESTRAINTS<sup>3</sup>

The reactive front head restraints automatically move forward and upward in the event of a rear-end collision to decrease the space between the head restraint and the occupant's head, helping to reduce the chance of injury.

### SAFETY CAGE BODY STRUCTURE

Advanced high-strength steels are strategically located where they are most effective. The result is a stiff overall structure that enables refined ride and handling, and a safety cage with outstanding occupant protection.

### ELECTRONIC STABILITY CONTROL (ESC)<sup>4</sup>

In adverse conditions, ESC and Brake Assist work with an All-speed Traction Control system to help maintain vehicle stability, limit oversteer or understeer and selectively apply brake force when needed.

### BLIND-SPOT MONITORING (BSM)<sup>2</sup> WITH REAR CROSS-PATH DETECTION<sup>2</sup>

While driving forward, this available system continually monitors blind spots on either side of the vehicle. When an object is detected, a light illuminates in the appropriate exterior mirror and, if the turn signal is activated, an audible notification sounds. Rear Cross-Path Detection monitors for vehicles and objects when manoeuvring backward and provides feedback via audible chimes and/or visual icons.



SURROUNDED  
*with active*  
PROTECTION



300C Platinum shown in Phantom Black Tri-coat Pearl

#### BEST-IN-CLASS<sup>1</sup> ADVANCED ALL-WHEEL DRIVE (AWD)

Available on V6 models, the automatic AWD system automatically engages when wheel-slip is detected, wipers are activated, Sport mode and steering wheel-mounted paddle shifters are activated or when the Electronic Stability Control (ESC)<sup>4</sup> system is turned off. This advanced AWD system also activates when ambient temperature dips below approximately 4°C (40°F) or when road slope significantly inclines or declines. The active transfer case with front-axle disconnect provides a seamless transition between rear-wheel drive and AWD. The result is outstanding all-weather performance while delivering best-in-class<sup>1</sup> AWD fuel economy.

#### TIRE PRESSURE MONITORING

Individual tire pressure levels are displayed in the 7-inch customizable in-cluster display centre. This standard system alerts the driver when tire pressure is too low.

#### ADAPTIVE CRUISE CONTROL (ACC)<sup>2</sup> WITH FULL STOP

Utilizing radar and video sensors, this available feature identifies vehicles in the forward path and maintains a safe, driver-selectable distance. ACC with Full Stop has the ability to fully stop while the vehicle is in motion, hold for two seconds, then resume with traffic. If the vehicle is stopped longer than two seconds, an audible chime alerts the driver to press the Resume button to continue driving at the pre-set cruise speed.

#### LANE DEPARTURE WARNING (LDW)<sup>2</sup> WITH LANE KEEP ASSIST

With a forward-facing camera mounted inside the rearview mirror, this available system determines where the vehicle is positioned between the road lines and monitors the vehicle's movement down the road. Should the vehicle begin to move onto either line without activating the turn signal, the LDW system will warn the driver through a slight vibration in the steering wheel. If nothing is done to correct the drift, the system automatically realigns the vehicle to its correct lane position.<sup>2</sup>

#### AVAILABLE SAFETYTEC<sup>™</sup> PACKAGES

Advanced technology features are bundled together to offer two unique active safety packages on designated models. Each provides added comfort, convenience and peace of mind.

The **SafetyTec 1** package includes: auto-dimming exterior driver's mirror (on 300 Touring and 300S), Blind-Spot Monitoring with Rear Cross-Path Detection<sup>2</sup>, exterior mirrors with supplemental signals and courtesy lamps, and Park-Sense<sup>®</sup> Front and Rear Park Assist<sup>2</sup>.

The **SafetyTec 2** package includes: Adaptive Cruise Control<sup>2</sup> with Full Stop, Advanced Brake Assist<sup>2</sup>, Full-Speed Forward Collision Warning<sup>2</sup> with Active Braking, Lane Departure Warning<sup>2</sup> with Lane Keep Assist, rain-sensing windshield wipers and automatic high-beam headlamp control.





300C Platinum interior shown in Indigo and Linen

#### INVITING AND TECHNOLOGICALLY ADVANCED INTERIOR

Each Chrysler 300's interior displays a refreshed layout and materials with premium comfort including the available Nappa leather-faced seating. The luxurious offerings continue with the available new two-tone leather-wrapped steering wheel with accent stitching and chrome accent ring, as well as the leather-wrapped accent-stitched dashboard and instrument panel. A new gauge cluster with standard 7-inch customizable in-cluster display centre and new Rotary E-shift bring modern looks to the redesigned cabin.

#### HANDS-ON-THE-WHEEL MANUAL SHIFTING

The steering wheel-mounted paddle shifters, with engraved + and - symbols, are used to manually control gear selection of the 8-speed transmission. Standard on the Chrysler 300S, 300C Platinum and 300C V8 models, the paddles are engaged by turning the Rotary E-shift to "S."

#### TAKE ELECTRIC POWER STEERING (EPS) TO A NEW LEVEL

New EPS provides three driver-selectable steering modes: Normal, Comfort and Sport. The tuning allows for more responsive steering for spirited driving while maintaining ease in low-speed situations and when parking. The new EPS system includes the control capability of a Normal mode for everyday driving, a less rigid feel for Comfort, as well as a Sport setting that enables sport-tuned steering.

#### NEW STEERING-WHEEL CONTROLS

Bringing an added level of technical sophistication to the hands-on-the-wheel conveniences, larger, centrally located control buttons on the new three-spoke steering wheel provide easy driver control of audio, voice and speed controls.

#### HEATED STEERING WHEEL

The available heated steering wheel delivers a 360° surround, single level of warmth and can be turned on or off using the Uconnect® touchscreen display. With the available remote start system, the heated steering wheel can be programmed to automatically activate when temperatures outside dip below approximately 4°C (40°F).

#### VOICE TEXT REPLY<sup>5</sup>

With your compatible phone paired to the Uconnect system, the Voice Text Reply feature will announce incoming text messages and read them to you when you press the Phone button and say "Listen." It also allows you to reply with any of the 20 predefined responses.

#### SIRIUSXM SATELLITE RADIO<sup>6</sup>

SiriusXM satellite radio with one-year subscription is standard and includes a variety of music, news, sports and specialty channels to satisfy any listener. It also allows you to receive alerts when your favourite song, artist or sports team is playing on another channel. SiriusXM includes an Instant Replay feature to pause and rewind, then replay programs, songs and sports broadcasts.

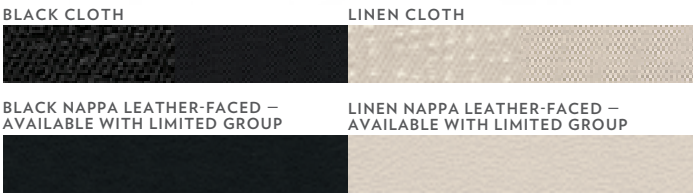
#### UCONNECT: CONNECTIVITY AT YOUR FINGERTIPS

The Uconnect system takes non-distracted driving very seriously, which is why the new Chrysler 300 has user-friendly conveniences built-in to keep your eyes on the road. The standard Uconnect 8.4A multimedia centre allows you to stay connected and focused on driving with hands-free communication,<sup>7</sup> Bluetooth® streaming audio, voice command technology and available integrated 3D navigation.<sup>8</sup>





300 TOURING



SELECT STANDARD EQUIPMENT

POWERTRAIN

- 3.6L Pentastar™ Variable Valve Timing (VVT) V6 engine with TorqueFlite® 8-speed automatic transmission (22F)

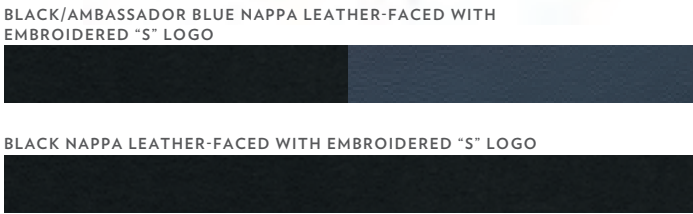
INTERIOR

- Premium cloth high-back bucket seats
- Leather-wrapped steering wheel with mounted audio and cruise controls
- 7-inch customizable in-cluster display centre
- Uconnect® 8.4A multimedia centre with 8.4-inch touchscreen
- Hands-free communication<sup>7</sup> with Bluetooth® streaming audio
- 6 speakers
- SiriusXM satellite radio with one-year subscription<sup>6</sup>
- Media hub including SD card slot, USB and auxiliary input jack
- 12V centre console power outlet
- Dual-zone automatic temperature control with humidity sensor
- Full-length floor console
- Illuminated front cup holders
- 12-way power driver's seat including 4-way lumbar adjust
- 60/40 split-folding rear seat
- Power windows, front one-touch up and down
- Rotary E-shift
- Electric power steering
- Tilt/telescoping steering column
- Rear armrest with cup holder
- Illuminated rear assist handles
- Auto-dimming rearview mirror with microphone
- Acoustic windshield and front door glass
- Front and rear solar-control glass
- Sun visors with illuminated vanity mirrors
- Front and rear floor mats
- Analogue clock



STANDARD 17-INCH TECH SILVER ALUMINUM (WBG) AVAILABLE 18-INCH POLISHED ALUMINUM (WPC) AWD 19-INCH POLISHED ALUMINUM (WPY)

300S



POWERTRAIN

- 3.6L Pentastar VVT V6 engine with TorqueFlite 8-speed automatic transmission (22G)
- 5.7L HEMI® VVT V8 engine with FuelSaver Multi-Displacement System (MDS) and TorqueFlite 8-speed automatic transmission (26G)


ENHANCEMENTS vs. 300 TOURING

- 20-inch Hyper Black aluminum wheels
- P245/45R20 BSW all-season performance tires
- Nappa leather-faced sport bucket seats
- Heated front seats
- 12-way power driver's and front passenger seats including 4-way lumbar adjust
- Rear-seat armrest with storage and illuminated cup holder
- BeatsAudio premium audio system with 10 speakers, including subwoofer and 552-watt amplifier
- Sport mode
- Steering wheel-mounted paddle shifters
- 300S grille with black chrome surround
- Black headlamp surround
- LED fog lamps
- LED taillamps with black surround
- Gloss Black daylight-opening surround moulding
- Bright chrome wing badge with black insert
- ParkView® Rear Back-Up Camera<sup>2</sup>
- Remote start system
- Performance suspension
- Universal garage door opener<sup>10</sup>
- 180-amp alternator
- 300S badge



STANDARD 20-INCH HYPER BLACK ALUMINUM (WRS) AWD 19-INCH HYPER BLACK ALUMINUM (WSF)

300C



POWERTRAIN

- 3.6L Pentastar™ Variable Valve Timing (VVT) V6 engine with TorqueFlite® 8-speed automatic transmission (22T)
- 5.7L HEMI® VVT V8 engine with FuelSaver Multi-Displacement System (MDS) and TorqueFlite 8-speed automatic transmission (26T)

ENHANCEMENTS vs. 300 TOURING

- 18-inch polished aluminum wheels
- P225/60R18 BSW Touring tires
- Nappa leather-faced seats with perforated inserts
- 12-way power driver's and front passenger seats including 4-way lumbar adjust
- Heated front and rear seats
- Ventilated front seats
- Door sill scuff pads
- Auto-dimming exterior driver's mirror
- Chrome power multi-function, heated mirrors with memory; manual folding
- Power backlight sunshade
- Driver's and front passenger lower LED lamps
- Front and rear LED map pockets
- LED fog lamps
- Driver's seat and radio memory system
- Auto-adjust-in-reverse exterior mirrors
- Granite Crystal grille with chrome surround
- Bright door handles
- 300C badge
- 6 premium speakers with 276-watt amplifier
- Heated wood/leather-wrapped steering wheel
- Power tilt/telescoping steering column
- 180-amp alternator
- Remote start system
- Universal garage door opener<sup>10</sup>
- ParkView® Rear Back-Up Camera<sup>2</sup>



STANDARD 18-INCH POLISHED ALUMINUM (WPC) AWD 19-INCH POLISHED ALUMINUM (WPY) AVAILABLE 20-INCH POLISHED ALUMINUM (WFY)

300C PLATINUM



POWERTRAIN

- 3.6L Pentastar VVT V6 engine with TorqueFlite 8-speed automatic transmission (22R)
- 5.7L HEMI VVT V8 engine with FuelSaver MDS and TorqueFlite 8-speed automatic transmission (26R)

ENHANCEMENTS vs. 300C

- 20-inch polished aluminum wheels
- P245/45R20 BSW all-season performance tires
- Premium quilted Nappa leather-faced seats with perforated inserts
- Premium leather interior trim, including leather-wrapped dashboard
- Luxury front and rear floor mats
- Dual-pane Panoramic Sunroof
- Platinum chrome exterior mirrors
- Black grille with platinum surround
- Platinum chrome door handles
- Platinum 300C badge
- Luxury steering wheel
- Touring suspension
- Power adjustable pedals with memory
- Steering wheel-mounted paddle shifters
- Sport mode
- Heated and cooled front console cup holders

OPTIONAL EQUIPMENT

- Light Group
- SafetyTec™ 1
- SafetyTec 2
- harman/kardon Audio Group
- Uconnect 8.4AN Multimedia Centre with 3D Navigation<sup>8</sup>
- All-Wheel Drive (V6 models)



STANDARD 20-INCH POLISHED ALUMINUM (WFY) AWD 19-INCH POLISHED ALUMINUM (WPY)



SPECIFICATIONS

Curb Weight, kg (lb)	RWD	AWD
3.6L Pentastar™ VVT V6	1,828 (4,029)	1,921 (4,235)
5.7L HEMI® VVT V8 with FuelSaver MDS	1,962 (4,326)	—
GVWR, kg (lb)	RWD	AWD
3.6L Pentastar VVT V6	2,313 (5,100)	2,427 (5,350)
5.7L HEMI VVT V8 with FuelSaver MDS	2,427 (5,350)	—
Towing (when properly equipped) kg (lb)		
Maximum towing capacity	454 (1,000)	
Exterior, mm (in)		
Wheelbase	3,052 (120.2)	
Front Track	1,611 (63.4)	
Overall Length	5,044 (198.6)	
Overall Height	RWD with 17-inch wheels — 1,484.4 (58.4)	
	RWD with 18-inch wheels — 1,485.2 (58.5)	
	RWD with 20-inch wheels — 1,492.0 (58.7)	
	AWD with 19-inch wheels — 1,503.9 (59.2)	
Overall Width	1,902 (75.0)	
Ground Clearance	RWD with 17-inch wheels — 120.3 (4.7)	
	RWD with 18-inch wheels — 120.3 (4.7)	
	RWD with 20-inch wheels — 127.9 (5.0)	
	AWD with 19-inch wheels — 122.3 (4.8)	
Interior, mm (in)	Front	Rear
Headroom without Dual-pane Panoramic Sunroof	981 (38.6)	963 (37.9)
Headroom with Dual-pane Panoramic Sunroof	936.6 (36.9)	937 (36.9)
Legroom	1,061 (41.8)	1,019 (40.1)
Hip Room	1,428 (56.2)	1,425 (56.1)
Shoulder Room	1,510 (59.5)	1,465 (57.7)
Volumes & Capacities		
Cargo Volume, L (cu ft)	462 (16.3)	
Total Interior Volume, L (cu ft)	3,010 (106.3)	
Seating Capacity	5	
Fuel Tank Capacity, L (gal)	70 (18.5)	

POWER AND FUEL ECONOMY

Based on 2015 *EnerGuide* fuel consumption ratings. New Government of Canada 5-cycle test method used. Your actual fuel consumption will vary based on driving habits and other factors. For details on the new fuel economy test methods or other *EnerGuide* information please ask your retailer or visit the Government of Canada Web site: [www.vehicles.nrcan.gc.ca](http://www.vehicles.nrcan.gc.ca)

Engine	Transmission	Horsepower	Torque (lb-ft)	L/100 km (mpg) City	Highway
3.6L Pentastar™ VVT V6 (RWD)	TorqueFlite® 8-speed automatic	292	260	12.4 (23)	7.7 (37)
3.6L Pentastar VVT V6 (AWD)	TorqueFlite 8-speed automatic	292	260	12.8 (22)	8.6 (33)
5.7L HEMI® VVT V8 with FuelSaver Multi-Displacement System (MDS)	TorqueFlite 8-speed automatic	363	394	14.8 (19)	9.3 (30)

COLOURS



BILLET METALLIC



BRIGHT WHITE



GLOSS BLACK



GRANITE CRYSTAL METALLIC



IVORY TRI-COAT PEARL



JAZZ BLUE PEARL



PHANTOM BLACK TRI-COAT PEARL



MAXIMUM STEEL METALLIC



VELVET RED PEARL



REDLINE TRI-COAT PEARL

Not all colours are available on all models.

PACKAGE DETAILS

BEATSAUDIO™ GROUP

- 10 premium speakers with subwoofer
- 552-watt amplifier

LIGHT GROUP

- Adaptive Bi-xenon High Intensity Discharge (HID) headlamps
- Automatic headlamp levelling system

LUXURY GROUP

- Heated rear seats
- Power backlight sunshade
- Heated steering wheel
- Power tilt/telescoping steering column
- Driver's and front passenger lower LED lamps
- Front and rear LED map pockets
- Radio, driver's seat and exterior mirrors memory system
- Auto-adjust-in-reverse exterior mirrors
- Power multi-function mirrors with courtesy lamp and supplemental turn signal; manual folding
- Auto-dimming exterior driver's mirror
- Blind-Spot Monitoring<sup>2</sup> with Rear Cross-Path Detection<sup>2</sup>
- Door sill scuff pads
- Trunk mat

SAFETYTEC™ 1

- Power multi-function mirrors with courtesy lamp and supplemental turn signal; manual folding
- Park-Sense® Front and Rear Park Assist<sup>2</sup>
- Auto-dimming exterior driver's mirror
- Blind-Spot Monitoring<sup>2</sup> with Rear Cross-Path Detection<sup>2</sup>

SAFETYTEC 2

- Full-Speed Forward Collision Warning<sup>2</sup> with Active Braking
- Adaptive Cruise Control<sup>2</sup> with Full Stop
- Lane Departure Warning<sup>2</sup> with Lane Keep Assist
- Advanced Brake Assist<sup>2</sup>
- Automatic high-beam headlamp control
- Rain-sensing windshield wipers

harman/kardon® AUDIO GROUP

- 19 premium harman/kardon speakers with subwoofer
- harman/kardon GreenEdge™ amplifier (removes power backlight sunshade)

ALL-WHEEL DRIVE

- Performance 4-wheel antilock disc brakes
- Active transfer case with front-axle disconnect
- 3.07 rear axle ratio
- AWD badge
- AWD suspension
- 19-inch polished aluminum wheels or 19-inch Hyper Black (300S)
- P235/55R19 BSW all-season tires

5.7L HEMI® VVT V8 ENGINE

- Performance 4-wheel antilock disc brakes
- Performance suspension
- Sport mode
- Steering wheel-mounted paddle shifters
- Rear body-colour spoiler and side-sill cladding (300S)



**WARRANTIES:** 2015 Chrysler, Jeep, Dodge and Ram vehicles are backed by a 5-year or 100,000-kilometre fully transferable Powertrain Limited Warranty\* with \$0 deductible plus 24-hour roadside assistance†. SRT vehicles are backed by a 3-year or 60,000-kilometre fully transferable Powertrain Limited Warranty\* with \$0 deductible plus 24-hour roadside assistance. Basic Warranty coverage is for 3 years or 60,000 kilometres\*. Rust-through coverage on all body sheet metal is for 3 years. The Cummins Turbo Diesel engine is protected by a separate Limited Warranty, covering the engine for 5 years or 160,000 kilometres\*. The EcoDiesel engine is backed by a 5-year or 100,000-kilometre fully transferable Powertrain Limited Warranty\* with \$0 deductible plus 24-hour roadside assistance†.

\*Whichever comes first. Some conditions may apply. †The 5-Year/100,000-Kilometre Powertrain Limited Warranty does not apply to vehicles sold for certain commercial uses. See your retailer for full details.



**ABOUT THIS CATALOGUE:** Since the time of printing, some of the information you'll find in this catalogue may have been updated. Ask your retailer for details. Some of the equipment shown or described throughout this catalogue is available at extra cost. Specifications, descriptions, illustrative materials and all competitive comparisons contained herein are as accurate as known at the time this publication was approved for printing. FCA Canada Inc. reserves the right to make changes at any time without notice and without incurring obligation. For the price of the model with the equipment you desire, or verification of specifications contained herein, see your Chrysler, Jeep, Dodge, Ram and FIAT retailer. Chrysler, Jeep, Dodge, Ram, HEMI, Mopar, Park-Sense, ParkView, Sentry Key, TorqueFlite and Uconnect are registered trademarks, and Pentastar, SafetyTec, Tigershark and Enter n Go are trademarks of FCA US LLC. FIAT is a registered trademark of Fiat Group Marketing & Corporate Communication S.p.A., used under licence by FCA US LLC. Beats by Dr. Dre, Beats, BeatsAudio and the b logo are the property of Beats Electronics LLC. Bluetooth is a registered trademark of Bluetooth SIG, Inc. SiriusXM is a trademark of SiriusXM Radio Inc. and is used under licence. Cummins is a registered trademark of Cummins, Inc. All rights reserved. harman/kardon is a registered trademark and GreenEdge is a trademark of Harman International Industries, Inc. All rights reserved. Facebook and logo are registered trademarks of Facebook, Inc. The Twitter logo is a service mark of Twitter, Inc. YouTube and the YouTube logo are registered trademarks of Google Inc. ©2015 FCA Canada Inc.

**DISCLAIMERS:** (1) Based on 2014 *Ward's* Large Regular Car vehicle segmentation. Excludes other FCA US LLC vehicles. (2) This is a driver convenience system, not a substitute for active driver involvement. The driver must remain aware of his/her surroundings and be prepared to take corrective action to avoid collisions. (3) Always sit properly with the head restraint properly adjusted. Never place anything in front of the head restraint. (4) No system can repeal the laws of physics or overcome careless driving actions. Performance is limited by available traction, which snow, ice and other conditions can affect. When the warning lamp flashes, the driver needs to use less throttle and adapt speed and driving behaviour to prevailing road conditions. (5) Preset voice to text messaging and incoming text message reading requires a MAP enabled phone. (6) Requires SiriusXM radio subscriptions governed by SIRIUS terms and conditions available at [siriusxm.ca](http://siriusxm.ca) (7) Driving while distracted can result in loss of vehicle control. Only use mobile phones and other devices, even with voice commands, when it is safe to do so. Voice commands of phone require a Bluetooth compatible phone. (8) Never program while driving. GPS mapping and available 3D navigation may not be detailed or available in all areas or reflect current road regulations. (9) The advanced front air bags in this vehicle are certified to the federal regulations for advanced air bags. Children 12 years old and younger should always ride buckled up in a rear seat. Infants in rear-facing child restraints should never ride in the front seat of a vehicle with a passenger front air bag. All occupants should always wear their lap and shoulder belts properly. (10) Not compatible with all garage door openers.

Like us on:  
[facebook.com/chryslercanada](https://facebook.com/chryslercanada)



Follow us on:  
[twitter.com/chryslercanada](https://twitter.com/chryslercanada)



Watch us on:  
[youtube.com/chryslercanada](https://youtube.com/chryslercanada)



Sign up for updates at:  
[chrysler.ca](http://chrysler.ca)







1-800-361-3700 | CHRYSLER.CA