

CHRYSLER



Y P S I L O N



# THE ALL NEW 5 DOOR SUPERMINI FROM CHRYSLER WELCOME TO LUXURY LIBERATED

Ypsilon is the first 5 door supermini from Chrysler. With its effortless elegance and youthful flair, this is a car that beautifully encapsulates our philosophy of purposeful design, striking looks and a specification that suits your lifestyle.





# LUXURY HAS A NEW SIZE

The new Ypsilon is the perfect definition of microluxury: a car that offers incredible comfort and innovative features beyond its size.



Model shown: Ypsilon Limited with optional Panoramic sunroof, Xenon headlamps and optional alloy wheels.

# THE YPSILON ARRIVES,



Model shown: Ypsilon Limited with optional Panoramic sunroof and Xenon headlamps.





## The practicality of a 5-door

The new Ypsilon offers 3-door coupe looks with 5-door practicality. The rear door handles are seamlessly integrated into the bodywork to create chic coupe styling.

## Spacious luggage compartment

Careful attention to the use of space means the Ypsilon proudly offers 245 litres of luggage capacity. Perfect for the weekly shop, an indulgent session of retail therapy or a weekend escape from the city.



## Panoramic sunroof

Ypsilon's elegant style offers impressive views for those on the outside. Its panoramic sunroof covers 70% of the roof space providing just as impressive views from the inside.

# WITH LUXURY FOR ALL



Model shown: Ypsilon Limited with optional Panoramic sunroof and Xenon headlamps.



# LIFE ISN'T ALWAYS BLACK AND WHITE



## 16 luxurious colours

Make the new Ypsilon your own with a series of luxurious all-new shades and head-turning colours.

## Tri-Coat

The New Ypsilon boasts two tri-coat versions for beautiful depth of colour.

## Bi-Colour

Make a statement with a choice of four high-impact Bi-Colour options.

## Beautiful colour combinations

With a multitude of colour combinations, the Ypsilon allows you to express your true colours. Choose your shades and colours for a car that perfectly reflects your unique personality and lifestyle.

## MICALISED



## SPECIAL SERIES PASTEL



## METALLIC



## BI-COLOUR



## TRI-COAT



# MAKE EVERY JOURNEY AN INDULGENCE

Enjoy a better quality of life with the all new Ypsilon. With a myriad of options you can tailor your Ypsilon to your own style. Available with three trim levels - S, SE and Limited – and three interior finishes, Premium Fabric, Romantic Gold and Urban Black. The New Ypsilon offers a tailor-made driving style.

## Premium Fabric – S trim level

This finish gives a feeling of energy and sportiness. The distinguishing graphics make a striking contrast that's finished with a 3-dimensional textured Ypsilon logo.

## Castiglio® Fabric – SE trim level

This finish offers a dynamic interior featuring 3D textures and colour contrasts.

### URBAN BLACK

The 'anthracite grey' highlights the sculpted graphics and clearly defines the logo and the 3D marks.

### ROMANTIC GOLD

Refined and elegant, the fashion-inspired details and weaves enhance the classic colours and organic graphics.

## Leather – Limited trim level

### URBAN BLACK

Aggressive, determined and strikingly stylish, the contemporary all-over black conveys a luxurious style and an adventurous spirit.

### ROMANTIC GOLD

In soft-to-touch leather, the Romantic Gold interior becomes metallic and iridescent. The outcome is a rich, highly expressive look that creates a heightened sense of luxury on every journey.



Premium fabric seats in grey. Panoramic sunroof is not available on the S model.





Castiglio® fabric seats in Romantic Gold.



Leather seats in Urban Black.

# TAILORED TO YOUR LIFESTYLE

The new made-to-measure driving style.

**S**  
Young and dynamic, with premium fabric-upholstered seats and graphics with contrasting materials and colours.

**SE**  
Available in a choice of two colour schemes - Romantic Gold or Urban Black – the former refined and elegant, the latter modern and striking.

**Limited**  
Fashion inspired Romantic Gold and high impact Urban Black evolve into the most luxurious leather.



**S**  
PREMIUM FABRIC SEATS  
111 - GREY



**LIMITED**  
LEATHER SEATS  
968 - URBAN BLACK



**LIMITED**  
LEATHER SEATS  
995 - ROMANTIC GOLD



**SE**  
CASTIGLIO® FABRIC SEATS  
099 - URBAN BLACK



**SE**  
CASTIGLIO® FABRIC SEATS  
098 - ROMANTIC GOLD

INTERIOR			S	SE		LIMITED	
			PREMIUM FABRIC SEATS	CASTIGLIO® FABRIC		LEATHER	
EXTERNAL PAINT			111 - GREY	099 - URBAN BLACK	098 - ROMANTIC GOLD	968 - URBAN BLACK	995 - ROMANTIC GOLD
PASTEL							
(111) - CLAY RED			•	•	–	•	–
SPECIAL SERIES PASTEL							
(286) - SNOW WHITE			•	•	•	•	•
METALLIC							
(612) - SILVER GREY			•	•	•	•	•
(695) - STONE GREY			•	•	–	•	–
(876) - VOLCANO BLACK			•	•	•	•	•
(550) - SAND BEIGE			–	•	•	•	•
MICALISED							
(528) - PURPLE AURORA			•	•	–	•	–
(531) - UNIVERSE BLUE			•	•	•	•	–
(532) - BLACK GOLD			–	•	–	•	–
(548) - BRONZE			•	•	•	•	•
Bi - COLOUR							
	ROOF/BONNET	BODY					
(343)	VOLCANO BLACK	STONE GREY	–	•	–	•	–
(353)	VOLCANO BLACK	CLAY RED	–	•	–	•	–
(381)	BRONZE	SAND BEIGE	–	•	•	•	•
(382)	STONE GREY	SILVER GREY	–	•	–	•	–
TRI - COAT							
(270) - WHITE CLOUD			–	•	•	•	•
(164) - FLAME RED			–	•	–	•	–

• Optional    – Not available





Model shown: Ypsilon Limited note: Limited models have 3 rear seats. Blue&Me™ TOMTOM LIVE available as accessory.



# LUXURY MEETS TECHNOLOGY

Adorned with today's most innovative equipment, the New Ypsilon is a compact car offering a luxurious level of technology, married with hi-tech safety features and an unrivalled respect for the environment.



## 360° Hi-Fi music

The new Ypsilon features a hi-tech audio system, specially designed for your car's interior with each speaker intelligently arranged for a 360° wraparound effect. Experience the joy of your very own opera house, nightclub or concert hall on every journey.



## Eco trend

View your driving efficiency whenever and wherever you journey. The Ypsilon's accessory smart indicator monitors your car's performance and clearly shows your fuel consumption and level of emissions as you drive.



## Smart Fuel

Evolved from the traditional fuel cap, Smart Fuel makes refuelling easier whilst also eliminating the risk of gas and fuel leaks. The result? Driving in complete confidence.



## Blue&Me™ with USB port

Enjoy the luxury of complete control with Blue&Me™ - an interactive infotainment system that responds to your voice as well as standard controls. Manage your telephone and media player, your Bluetooth® hands-free kit, incoming SMS messages and enjoy direct connectivity with iPod™ and iPhone™ as well as a USB port for MP3 and MP4 audio tracks.



## Blue&Me™ TOM TOM LIVE

Never lose sight of your destination with the accessory navigation system boasting 4.3" HD fluid colour touch screen and all the functions of BLUE&ME™ technology. The addition of an integrated SIM means you can also access online content, including up-to-the-minute traffic news, weather reports or places to visit on your journey.



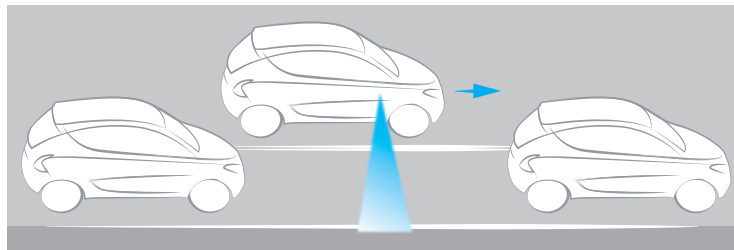
Model shown: Ypsilon Limited with Urban Black leather seats.



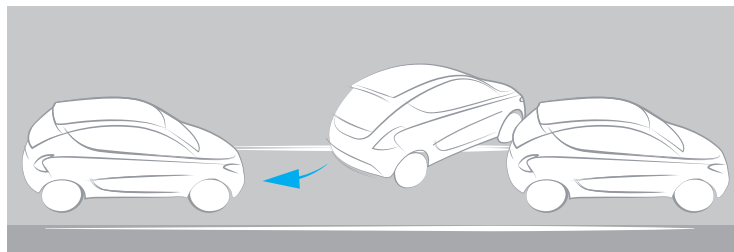
# INTUITIVE AND INTELLIGENT FEATURES TO MAKE LIFE A LITTLE SIMPLER

## THE PLEASURE OF MAGIC PARKING

New Ypsilon with Magic Parking. You concentrate on the driving, let your car do the parking.



The semi-assisted parking system enables you to find a parking space big enough for your car then helps you park by acting automatically on the steering.



Magic Parking is activated by the touch of a button. Press it, and the new Ypsilon's system enables automatic "multi-manoevre" parking. This 'multi-manoevre' system is new, and a move on from basic magic parking that performed a straight parallel park. Using radar sensors on each side of the car it is able to gain all the information to park in just 4.6 metres of space. Naturally, you remain in ultimate control of the car, and you can deactivate it at the touch of a button. Magic Parking is available on both manual and auto gearbox models.

## START&STOP

Switch off at every traffic light.

Start&Stop technology is available on all models as standard. Specially designed for driving in the city, the system automatically switches off the engine when traffic conditions require you to temporarily stop. It is designed to reduce fuel consumption, lower CO<sub>2</sub> emissions and noise pollution, making it the perfect companion on urban drives.



New Ypsilon with Start&Stop. Drive more, spend less.



The device can be de-activated when necessary by using the conveniently located dashboard button. There is also a Gear Shift Indicator (GSI) that helps you find the optimum time to change gear, and save fuel.



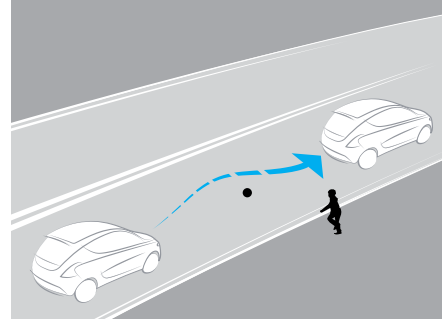
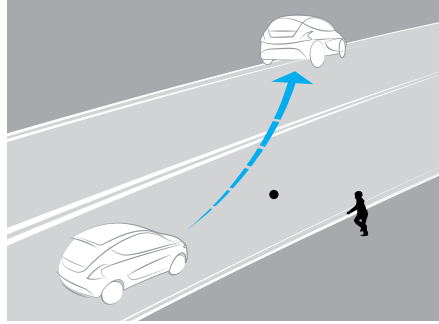
# THE LUXURY OF PURE PEACE OF MIND

The New Ypsilon SE and Limited trims come with six airbags as standard: two front airbags, two curtain bags for head protection and two side airbags.



Model shown: Ypsilon SE. Note: SE models have 3 rear seats

# VDC



## DYNAMIC STABILITY CONTROL (VDC)

The optional stability control system works by regulating engine power and distributing braking force differently over the four wheels. With Ypsilon you can expect exceptional handling with features that correct the car's trajectory in the event of sudden steering movements, thus preventing skidding. In addition, the Hill Holder feature enables smoother hill starts, while ASR – electronic traction control – prevents the driving wheels from slipping during acceleration.

# ISOFIX



## ISOFIX

A car that thinks about your family, with universal child-seat fittings as standard.



Model shown: Ypsilon SE. Note: SE models have 3 rear seats

THE  
LUXURY  
OF BEING  
SEEN





# AND BEING NOTICED



## LED

### LED REAR LIGHTS

The innovative rear LED lighting clusters with beam guide offer a more intense beam and greater safety, wherever you choose to travel.

## BI-XENON

### BI-XENON HEADLIGHTS

The optional Bi-Xenon front headlights ensure a greater field of view, with a wider, deeper beam. [Illuminating up to three times more](#), they last up to three times longer and consume less energy than traditional halogen lights. In addition, the circular elliptical design gives the car a more striking front.



# LUXURY THAT RESPECTS THE ENVIRONMENT



Model shown: Ypsilon Limited with optional Xenon headlamps and accessory wheels.

## 1.2 8v Fire Evo II 69 hp

The famous Fire engine has evolved. This new unit uses a continuous phase variator that optimises the timing for valve opening and closing at all engine speeds, reducing fuel consumption and improving performance.

## 0.9 8v TwinAir 85 hp

Packing more of a punch than the traditional 1.2 8v, the new Ypsilon employs revolutionary MultiAir technology – the electro-hydraulic valve management system – to reduce both fuel consumption and emissions by up to 30%, while increasing power by up to 10%. Also available with the automated manual gearbox.

## 1.3 16v MultiJet II 95 hp

A second-generation MultiJet using new Common Rail injectors for better fuel consumption, emissions and noise reduction. The result? A thrilling ride, every time.

Equipped with a comprehensive range of Euro 5 engines, including petrol and diesel units, the new Ypsilon combines outstanding performance with low emissions and fuel consumption.

All petrol and diesel engines are fitted with Start&Stop as standard.





# LUXURY HAS A NEW DEFINITION CHOOSE YOURS



Y DESIGN DIAMOND-FINISH  
15" ALLOY WHEEL  
431: Standard on SE and Limited



BURNISHED DIAMOND-FINISH  
16" ALLOY WHEEL  
432: Optional on SE and Limited



Y DESIGN DIAMOND-FINISH  
16" ALLOY WHEEL  
433: Optional on Limited



GLOSS BLACK 16"  
ALLOY WHEEL



PAINTED KEY COVER

TYRE VALVE CAP  
WITH THE Y LOGO



KEY COVER WITH  
SWAROVSKI ELEMENTS

LUXURY IS A QUESTION OF DETAIL. For the New Ypsilon, luxury is not a question of excess, but of detail. The accessory range has been conceived to make your car even more precious, starting with the smallest detail.

GLOSS BLACK FRONT WINDOW CONTROL SURROUNDS



ECO-CHROME SIDE MOULDINGS



BLUE&ME™ TOM TOM LIVE



CHROMED WING MIRROR COWLINGS

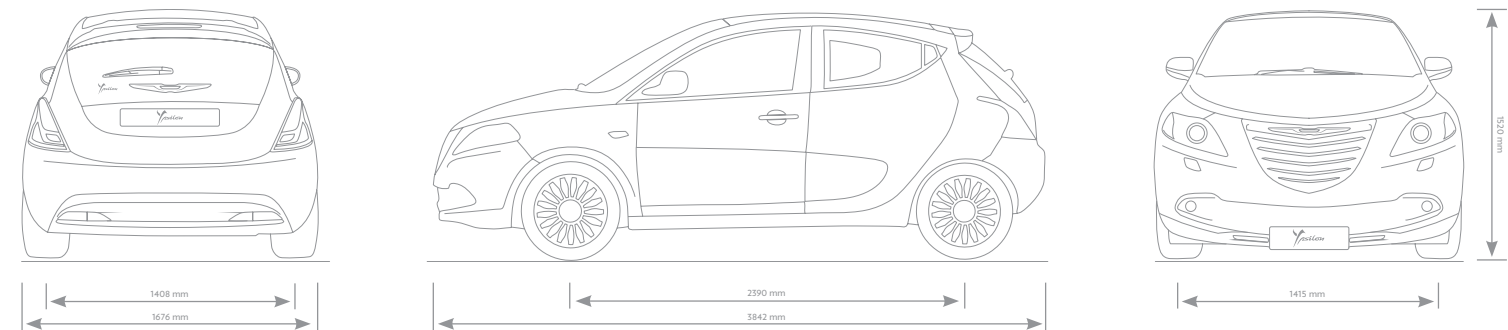




TECHNICAL SPECIFICATIONS

	1.2 FIRE EVO II 69 HP START&STOP	1.3 M-JET 95 HP START&STOP	0.9 TWINAIR 85 HP START&STOP
ENGINE			
NUMBER OF CYLINDERS AND ARRANGEMENT	4 IN-LINE	4 IN-LINE	2 IN-LINE
BORE X STROKE (MM)	70.8 X 78.9	69.6 X 82.0	80.5 X 86.0
VALVES	8	16	8
DISPLACEMENT (CM³)	1242	1248	875
COMPRESSION RATIO	11.1 : 1	16.8 : 1	10.0 : 1
FUEL TYPE	PETROL	DIESEL	PETROL
ENGINE TYPE	ASPIRATED	SUPERCHARGED TURBO	SUPERCHARGED TURBO
MAX. POWER – KW (HP) @ RPM	51 (69) @ 5500	70 (95) @ 4000	63 (85) @ 5500
MAX. TORQUE – NM (LB/FT) @ RPM	102 (75) @ 3000	200 (148) @ 1500	145 (107) @ 1900
TIMING SYSTEM (CONTROL)	SOHC WITH VVT (TOOTHED BELT)	DOHC (CHAIN)	SOHC WITH MULTIAIR (CHAIN)
FUEL SUPPLY	MULTIPOINT INJECTION	COMMON RAIL WITH MULTIJET II – VGT TURBOCHARGER	MULTIPOINT INJECTION – TURBOCHARGER
TRANSMISSION			
GEARBOX	5 SPEED MANUAL	5 SPEED MANUAL	5 SPEED MANUAL/ 5 SPEED AUTOMATED MANUAL
SUSPENSION			
FRONT	INDEPENDENT WHEELS, MACPHERSON TYPE WITH LOWER CROSSWISE WISHBONES SECURED TO AN AUXILIARY CROSSMEMBER		
REAR	INTERCONNECTED WHEELS BY MEANS OF A TORSION BEAM		
STEERING			
TYPE	RACK AND PINION		
TURNING CIRCLE (KERB TO KERB IN METRES)	9.44		
BRAKES			
FRONT DISC SIZE (MM)	257 X 12	257 X 22 (SELF VENTILATING)	257 X 22 (SELF VENTILATING)
REAR DRUM SIZE (MM)	203	203	203
PERFORMANCE			
MAX. SPEED MPH (KM/H)	101 (163)	114 (183)	109 (176)
ACCELERATION – 0 – 60 MPH (0 – 100KM/H) (SECS)	14.0 (14.5)	11.0 (11.4)	11.5 (11.9)

	1.2 FIRE EVO II 69 HP START&STOP	1.3 M-JET 95 HP START&STOP	0.9 TWINAIR 85 HP START&STOP
DIMENSIONS			
WHEELBASE (MM)	2390	2390	2390
FRONT TRACK (MM)	1415	1415	1415
REAR TRACK (MM)	1408	1408	1408
LENGTH (MM)	3842	3842	3842
WIDTH (MM)	1676	1676	1676
WIDTH WITH MIRRORS (MM)	1874	1874	1874
HEIGHT (MM)	1520	1520	1520
BOOT CAPACITY (LITRES)	245	245	245
WEIGHTS & CAPACITIES			
KERB WEIGHT (KG)	965	1050	975/980 (AUTO)
PAYLOAD INCLUDING DRIVER (5 SEATS)	535	535	535
GROSS VEHICLE WEIGHT (KG)	1500	1585	1510/1515 (AUTO)
MAXIMUM TOWING WEIGHT (KG)	750	1000	750
FUEL TANK CAPACITY (LITRES)	40	40	40
FUEL CONSUMPTION			
URBAN – MPG (L/100KM)	44.1 (6.4)	60.1 (4.7)	56.5 (5.0)/57.6 (4.9) (AUTO)
EXTRA URBAN – MPG (L/100KM)	68.9 (4.1)	88.3 (3.2)	74.3 (3.8)/76.3 (3.7) (AUTO)
COMBINED – MPG (L/100KM)	57.6 (4.9)	74.3 (3.8)	67.3 (4.2)/68.9 (4.1) (AUTO)
EMISSIONS			
EU EMISSIONS STANDARD	EURO 5	EURO 5	EURO 5
CO <sub>2</sub> (G/KM)	115	99	99/97 (AUTO)
DRIVE BY (dB)	72	72	72/74 (AUTO)
SERVICING			
INTERVALS	18,000 MILES / 24 MONTHS	21,000 MILES / 24 MONTHS	18,000 MILES / 24 MONTHS



Specification subject to change. For latest specification go to [www.chrysler.co.uk](http://www.chrysler.co.uk)

STANDARD & OPTIONAL EQUIPMENT

	1.2 S	1.2 SE	0.9 TWINAIR SE
AUDIO			
360° HI-FI MUSIC (BOSE®)	–	◦	◦
TECHNOLOGY PACK	◦	◦	◦
STEERING WHEEL AUDIO CONTROLS - 6 BUTTONS	–	◦	◦
STEERING WHEEL AUDIO CONTROLS - 8 BUTTONS	P	P	P
RADIO WITH MP3 AND CD PLAYER	•	•	•
EXTERIOR			
BUMPERS - PAINTED	•	•	•
DEFROSTER - REAR WINDOW	•	•	•
DOOR MIRRORS - POWER	•	–	–
DOOR MIRRORS - POWER, HEATED AND MANUAL FOLDING	–	•	•
FOG LAMPS - FRONT	–	◦	◦
FOLLOW ME HOME FUNCTION	•	•	•
HEADLAMPS - PROJECTOR TYPE	•	•	•
HEADLAMPS - BI-XENON WITH WASHERS	–	–	–
LED TAIL LIGHTS	•	•	•
PAINT - BI-COLOUR	–	◦	◦
PAINT - SPECIAL PAINT	◦	◦	◦
PAINT - TRI-COAT	–	◦	◦
RAIN SENSOR DETECTION	–	P	P
ROOF RACK PREPARATION	•	•	•
SPOILER	•	•	•
START & STOP	•	•	•
SUNROOF - POWERED PANORAMIC	–	◦	◦
WINDSCREEN WIPERS - INTERMITTENT AND CONTINUOUS FRONT AND REAR	•	•	•
INTERIOR			
12V POWER SOCKET	•	•	•
ACCENTS - AIR VENT SURROUNDS - TITANIUM	•	•	•
ACCENTS - CENTRE CONSOLE SURROUND - PIANO BLACK	•	•	•
ACCENTS - DOOR HANDLE RELEASE - CHROME FINISH	•	•	•

0.9 TWINAIR AUTO SE	1.3 M-JET SE	1.2 LIMITED	0.9 TWINAIR LIMITED	0.9 TWINAIR AUTO LIMITED	1.3 M-JET LIMITED
◦	◦	◦	◦	◦	◦
◦	◦	•	•	•	•
◦	◦	–	–	–	–
P	P	•	•	•	•
•	•	•	•	•	•
•	•	•	•	•	•
•	•	•	•	•	•
–	–	–	–	–	–
•	•	•	•	•	•
◦	◦	•	•	•	•
•	•	•	•	•	•
•	•	•	•	•	•
–	–	◦	◦	◦	◦
•	•	•	•	•	•
◦	◦	◦	◦	◦	◦
◦	◦	◦	◦	◦	◦
◦	◦	◦	◦	◦	◦
P	P	P	P	P	P
•	•	•	•	•	•
•	•	•	•	•	•
•	•	•	•	•	•
◦	◦	◦	◦	◦	◦
•	•	•	•	•	•
•	•	•	•	•	•
•	•	•	•	•	•
•	•	•	•	•	•
•	•	•	•	•	•

## STANDARD & OPTIONAL EQUIPMENT

	1.2 S	1.2 SE	0.9 TWINAIR SE
INTERIOR (CONTINUED)			
ACCENTS - STEERING WHEEL ACCENTS - TITANIUM	•	•	•
AMBIENT LIGHTING	•	•	•
BOOT FLOOR - CARPET	•	•	•
BOOT ILLUMINATION	•	•	•
CENTRAL DASH MOUNTED INSTRUMENT CLUSTER	•	•	•
AIR CONDITIONING - MANUAL	◦	•	•
AIR CONDITIONING - AUTOMATIC	–	◦	◦
CRUISE CONTROL	–	P	P
CUPHOLDERS	•	•	•
DIALS – WHITE BACKLIGHTING	•	•	•
DUALDRIVE POWER STEERING WITH CITY BUTTON	•	•	•
GLOVE BOX	•	•	•
GRAB HANDLE WITH HOOK	•	•	•
ILLUMINATION - FRONT & REAR	•	•	•
INTERIOR REARVIEW MIRROR	•	•	•
LUXURY CARPET	•	•	•
MYPORT	P	P	P
PARCEL SHELF	•	•	•
SOUND-ABSORBENT ROOF	•	•	•
STEERING WHEEL ADJUSTMENT	•	•	•
STEERING WHEEL AND GEAR KNOB - LEATHER WRAPPED	–	•	•
STORAGE POCKETS	•	•	•
SUNVISOR WITH VANITY MIRRORS - DRIVER AND PASSENGER	•	•	•
TRIP COMPUTER	•	•	•
WINDOWS - POWER FRONT	•	•	•
WINDOWS - MANUAL REAR	•	•	•
WINDOWS - POWER REAR	–	P	P
SAFETY			
AIRBAG - DRIVER	•	•	•
AIRBAG - FRONT PASSENGER	•	•	•
AIRBAG - FRONT PASSENGER AIRBAG DE-ACTIVATION	•	•	•
AIRBAG - FRONT SIDE - SEAT MOUNTED	◦	•	•
AIRBAG - SIDE CURTAIN	•	•	•
ANTILOCK BRAKES & ELECTRONIC BRAKE DISTRIBUTION	•	•	•

[illegible]

● Standard    ○ Optional    – Not available    P Pack

Specification subject to change. For latest specification go to [www.chrysler.co.uk](http://www.chrysler.co.uk)



STANDARD & OPTIONAL EQUIPMENT

	1.2 S	1.2 SE	0.9 TWINAIR SE
SAFETY (CONTINUED)			
AUTOMATIC ACTIVATION OF HAZARD WARNING LIGHTS	•	•	•
DAY RUNNING LIGHTS	•	•	•
DYNAMIC STABILITY CONTROL (VDC) WITH HILL HOLDER	–	◦	◦
GLASS - TINTED	•	•	•
GLASS - PRIVACY	–	◦	◦
HEAD RESTRAINTS - FRONT - ANTI-WHIPLASH	•	•	•
HEAD RESTRAINTS - REAR	•	•	•
ISOFIX CHILD SEAT RESTRAINT SYSTEM	•	•	•
LOCKS - CENTRAL LOCKING	•	•	•
LOCKS - CHILD LOCKS	•	•	•
LOCKS - REMOTE KEYLESS ENTRY	•	•	•
MAGIC PARKING	–	◦	◦
OCCUPANT SENSOR - FRONT	•	•	•
PEDALS - ANTI-INTRUSION	•	•	•
REAR PARKING SENSORS	◦	◦	◦
SEAT BELT REMINDER	•	•	•
SEAT BELTS - 2 REAR - 3 POINT	•	–	–
SEAT BELTS - 3 REAR - 3 POINT	◦	•	•
SEAT BELTS - FRONT WITH PRE-TENSIONER AND LOAD LIMITER	•	•	•
SMART FUEL	•	•	•
TYRES - EFFICIENT GRIP GOODYEAR TYRES	•	•	•
WHEELS			
INFLATION KIT (FIX & GO) - IN PLACE OF SPARE WHEEL	•	•	•
WHEELS - 15" STEEL WITH COVERS	•	–	–
WHEELS - 15" ALLOY (431)	–	•	•
WHEELS - 16" ALLOY (432)	–	◦	◦
WHEELS - 16" ALLOY (433)	–	–	–
SEATING			
DRIVERS SEAT - HEIGHT ADJUSTMENT	•	•	•
DRIVERS SEAT - LUMBAR ADJUSTMENT	•	•	•
DRIVERS SEAT - SLIDING	•	•	•
PASSENGER SEAT - SEAT BACK POCKET	–	–	–
PASSENGER SEAT -SLIDING	•	•	•

0.9 TWINAIR AUTO SE	1.3 M-JET SE	1.2 LIMITED	0.9 TWINAIR LIMITED	0.9 TWINAIR AUTO LIMITED	1.3 M-JET LIMITED
•	•	•	•	•	•
•	•	•	•	•	•
•	◦	◦	◦	•	◦
•	•	•	•	•	•
◦	◦	◦	◦	◦	◦
•	•	•	•	•	•
•	•	•	•	•	•
•	•	•	•	•	•
•	•	•	•	•	•
•	•	•	•	•	•
◦	◦	◦	◦	◦	◦
•	•	•	•	•	•
•	•	•	•	•	•
•	•	•	•	•	•
◦	◦	◦	◦	◦	◦
•	•	•	•	•	•
–	–	–	–	–	–
•	•	•	•	•	•
•	•	•	•	•	•
•	•	•	•	•	•
•	•	•	•	•	•
•	•	•	•	•	•
–	–	–	–	–	–
•	•	•	•	•	•
◦	◦	◦	◦	◦	◦
–	–	◦	◦	◦	◦
•	•	•	•	•	•
•	•	•	•	•	•
•	•	•	•	•	•
–	–	•	•	•	•
•	•	•	•	•	•

• Standard   ◦ Optional   – Not available   P Pack

Specification subject to change. For latest specification go to [www.chrysler.co.uk](http://www.chrysler.co.uk)

STANDARD & OPTIONAL EQUIPMENT

	1.2 S	1.2 SE	0.9 TWINAIR SE
SEATING (CONTINUED)			
REAR SEAT - FIXED	●	●	●
REAR SEATS - 2 SEATS WITH 50/50 SPLIT	●	–	–
REAR SEATS - 3 SEATS WITH 60/40 SPLIT	○	●	●
UPHOLSTERY - PREMIUM FABRIC	●	–	–
UPHOLSTERY - URBAN BLACK - LUXURY CASTIGLIO® FABRIC	–	●	●
UPHOLSTERY - ROMANTIC GOLD - LUXURY CASTIGLIO® FABRIC	–	○	○
UPHOLSTERY - URBAN BLACK - LEATHER TRIM	–	–	–
UPHOLSTERY - ROMANTIC GOLD - LEATHER TRIM - PREMIUM FABRIC	–	–	–
PACKS			
TECHNOLOGY PACK - CONTAINS:	○	○	○
BLUE & ME™ WITH USB PORT AND AUX	P	P	P
STEERING WHEEL AUDIO CONTROLS - 8 BUTTONS	P	P	P
MYPORT	P	P	P
CONVENIENCE PACK (SE MODELS) CONTAINS:	–	○	○
WINDOWS - POWER REAR	–	P	P
AIR CONDITIONING - AUTOMATIC	–	P	P
STEERING WHEEL AUDIO CONTROLS - 6 BUTTONS	–	P	P
RAIN SENSOR DETECTION	–	P	P
CRUISE CONTROL	–	P	P
REAR PARKING SENSORS	–	P	P
CONVENIENCE PACK (LIMITED MODELS) CONTAINS:	–	–	–
CRUISE CONTROL	–	–	–
RAIN SENSOR DETECTION	–	–	–
REAR PARKING SENSORS	–	–	–
LIFESTYLE PACK - CONTAINS:	–	–	–
RAIN SENSOR DETECTION	–	–	–
MAGIC PARKING	–	–	–
CRUISE CONTROL	–	–	–
WHEELS - 16" ALLOY (432)	–	–	–
HEADLAMPS - BI-XENON WITH WASHERS	–	–	–

0.9 TWINAIR AUTO SE	1.3 M-JET SE	1.2 LIMITED	0.9 TWINAIR LIMITED	0.9 TWINAIR AUTO LIMITED	1.3 M-JET LIMITED
●	●	●	●	●	●
–	–	–	–	–	–
●	●	●	●	●	●
–	–	–	–	–	–
●	●	–	–	–	–
○	○	–	–	–	–
–	–	●	●	●	●
–	–	○	○	○	○
○	○	●	●	●	●
P	P	●	●	●	●
P	P	●	●	●	●
P	P	●	●	●	●
○	○	–	–	–	–
P	P	●	●	●	●
P	P	●	●	●	●
P	P	●	●	●	●
P	P	–	–	–	–
P	P	–	–	–	–
P	P	–	–	–	–
–	–	○	○	○	○
–	–	P	P	P	P
–	–	P	P	P	P
–	–	P	P	P	P
○	○	○	○	○	○
–	–	P	P	P	P
–	–	P	P	P	P
–	–	P	P	P	P
–	–	P	P	P	P
–	–	P	P	P	P
–	–	P	P	P	P

This brochure is a publication of Chrysler Group LLC . All product illustrations and specifications are subject to change. Chrysler Group LLC reserves the right to make alterations to the described models and services — at any time without prior notice or obligation — which are considered necessary for the purpose of product improvement or for reasons of design and/or marketing. Bluetooth® is a registered trademark of Bluetooth SIG, Inc. Fuel consumption figures are strictly generated in accordance with Testing Directive 93/116/ EC; they are designed to maintain strict comparability and may not be fully representative of real-life driving. For further information, please visit [www.vca.gov.uk](http://www.vca.gov.uk). When your Chrysler vehicle has reached the end of its life, we will take it back and dispose of it in an environmentally friendly manner in accordance with the EU Directive on End-of-Life Vehicles.



CHRYSLER



[www.chrysler.co.uk](http://www.chrysler.co.uk)



CHRYPSMY11