

CHRYSLER  
SEBRING



Meet the all-new Chrysler Sebring. Starting with a clean slate, designers, engineers, and craftsmen shared a vision to create something better in every way. A car striking in design; with technology born to comfort, not complicate. A vehicle that embraces you and your life, with premium amenities and advanced safety systems choreographed to protect the most precious of cargo — the passengers within. And, finally, they wanted to create an automobile that ignites passion while conserving fuel. They succeeded in Sebring. In this offering, you will find the kind of accessible innovation that drivers the world over have come to expect from the vehicles of Chrysler.







# CHRYSLER SEBRING



# SEBRING - 2.0 CRD LIMITED (MAN)

## PAINT AND TRIM



### STONE WHITE CLEARCOAT

Interior Trim: Pastel slate grey part leather



### INFERNO RED PEARLCOAT (+£400)

Interior Trim: Pastel slate grey part leather



### BRIGHT SILVER METALLIC CLEARCOAT (+£400)

Interior Trim: Pastel slate grey part leather



### LINEN GOLD PEARLCOAT (+£400)

Interior Trim: Pastel slate grey part leather



### MODERN BLUE PEARLCOAT (+£400)

Interior Trim: Pastel slate grey part leather



### SILVER STEEL METALLIC PEARLCOAT (+£400)

Interior Trim: Pastel slate grey part leather



### BRILLIANT BLACK CRYSTAL PEARL (+£400)

Interior Trim: Pastel slate grey part leather

## SEBRING PRICES STARTING FROM




2.0 Limited (Man)	£18,005
<b>2.0 CRD Limited (Man)</b>	<b>£19,005</b>
2.4 Limited (Auto)	£19,005

CHRYSLER



INSPIRATION COMES AS STANDARD

# SEBRING RANGE TECHNICAL SPECIFICATIONS

MODEL	 <b>2.0 Limited (Man)</b>	 <b>2.0 CRD Limited (Man)</b>	 <b>2.4 Limited (Auto)</b>
<b>ENGINE &amp; TRANSMISSION</b>			
Bore x Stroke - mm	86 x 86	81 x 95.5	88 x 97
Compression Ratio	10.5:1	18:01	10.5:1
Configuration	4 cylinders in line		
Cubic Capacity - cc	1998	1968	2360
Fuel System	Sequential, Multiport, Electronic, Returnless	Bosch UI P2 Electronic	Sequential, Multiport, Electronic, Returnless
Gearbox	5 speed manual	6 speed manual	4 speed automatic
Max. Power - bhp @ rpm	154 bhp	138 bhp	167 bhp
Max. Torque - lb ft @ rpm	140 lb ft @ 5100 rpm	229 lb ft @ 1750-2500 rpm	162 lb ft @ 4500 rpm
<b>PERFORMANCE</b>			
0-62.5 mph - seconds	11.1	12.0	11.3
Max. Speed - mph	118	126	124
<b>ECONOMY &amp; EMISSIONS</b>			
CO2 - g/km	185	170	211
Combined Cycle - mpg (L/100 km)	36.2 (7.8)	45.6 (6.2)	31.7 (8.9)
Extra Urban Cycle - mpg (L/100 km)	46.3 (6.1)	55.4 (5.1)	40.9 (6.9)
Urban Cycle - mpg (L/100 km)	26.4 (10.7)	34.4 (8.2)	23.0 (12.3)
<b>SUSPENSION</b>			
Front	Independent MacPherson strut, coil spring over gas charged shock absorbers, stabiliser bar with isolated suspension cradle.		
Rear	Multi-link independent with coil springs, link-type stabiliser bar, gas charged shock absorbers and isolated rear suspension cradle.		
<b>STEERING</b>			
Overall ratio	16.5:1		
Steering turns (lock to lock)	3.3		
Turning circle (kerb to kerb) - m	11.1		
Type	Speed proportional power rack and pinion		
<b>BRAKES, WHEELS &amp; TYRES</b>			
Front Brakes	Vented discs with ABS		
Rear Brakes	Solid discs with ABS		
Tyres	215/55 R18		
Wheels	18" alloy		
<b>EXTERIOR DIMENSIONS</b>			
Height - Max. - mm	1497		
Length - mm	4850		
Wheelbase - mm	2765		
Width - mm	1843		
<b>WEIGHTS &amp; CAPACITIES</b>			
Fuel Tank Capacity - ltr	64.3		
Gross Vehicle Weight - kg	2040		
Kerb Weight Max. - kg	1555	1635	1585
Luggage capacity (Seats up) - ltr	441		
Max. Braked Towing Weight - kg	900	1350	900
Max. Payload - kg	485	405	455
Max. Roof load - kg	68		
Max. Towing Weight (unbraked trailer) - kg	450		
<b>INSURANCE GROUP</b>			
Insurance Group	9E	10E	

# SEBRING RANGE EQUIPMENT SPECIFICATIONS

## MODEL



Key: – = Not available • = Standard ○ = Optional

2.0 Limited (Man)

2.0 CRD Limited (Man)

2.4 Limited (Auto)

### EXTERIOR SPECIFICATION

18" alloy wheels	•	•	•
Body coloured side mouldings	•	•	•
Chrome door handles	•	•	•
Chrome grille	•	•	•
Front fog lamps	•	•	•
Power folding heated door mirrors	•	•	•
Roof mounted antenna	•	•	•

### IN CAR ENTERTAINMENT

6 Boston Acoustic Speakers	•	•	•
AM/FM Radio with single CD	•	•	•
Steering wheel mounted audio controls	•	•	•

### INTERIOR SPECIFICATION

Air conditioning	•	•	•
Analogue Clock	•	•	•
Auxiliary power socket (12V)	•	•	•
Cigar lighter	•	•	•
Front passenger seat - fold flat	•	•	•
Leather wrapped steering wheel	•	•	•
Manual driver lumbar support	•	•	•
Part leather seats - heated front	•	•	•
Power adjustable driver's seat (8-way)	•	•	•
Power boot release	•	•	•
Rear 60/40 folding seat	•	•	•
Rear centre armrest	•	•	•
Speed control	•	•	•
Temperature and Compass Gauge	•	•	•
Tilt/telescope steering column	•	•	•

### OPTIONAL

MyGIG Infotainment system with Satellite Navigation	○	○	○
Special Paint	○	○	○
Sunroof	○	○	○

### SAFETY & SECURITY

ABS - 4 wheel anti-lock disc brakes	•	•	•
Automatic headlamps	•	•	•
Child seat anchor system latch ready	•	•	•
Child seat upper tether anchorages	•	•	•
Driver and front passenger airbags	•	•	•
Electronic Stability Programme (ESP)	•	•	•
Front seat side airbags	•	•	•
Locking fuel filler cap	•	•	•
Locking wheel nuts	•	•	•
Rear child proof door locks	•	•	•
Remote keyless entry	•	•	•
Side curtain airbags	•	•	•
Thatcham Category 1 alarm and immobiliser	•	•	•
Traction control	•	•	•
Tyre pressure monitoring display	•	•	•

# CHRYSLER DEALERS NEAR KA12



- BICKETS - 7 miles  
113 Campbell Street  
Kilmarnock  
Ayrshire  
KA1 4HS  
sales.bickets@chrysler.co.uk  
01563 572525
- MURRAY MOTOR COMPANY (GLASGOW) - 21 miles  
274 Shields Road  
Kinning Park  
Glasgow  
G41 1LA  
sales.murraymotorcompany@chrysler.co.uk  
0141 429 1616
- MURRAY MOTOR GROUP (STIRLING) - 44 miles  
4 Craig Leith Road  
Broadleys Industrial Park  
Stirling  
FK7 7LQ  
sales.murray.stirling@chrysler.co.uk  
01786 463920
- WESTERN CHRYSLER JEEP (PARTS AND SERVICE ONLY) - 51 miles  
8 Westerton Road  
East Mains Industrial Estate  
Broxburn  
Lothian EH52 5BE  
aftersales.western.broxburn@chrysler.co.uk  
0845 293 5314
- BORDER CARS (DUMFRIES) - 55 miles  
130-132 Terregles Street  
Dumfries  
Scotland  
DG2 9DX  
sales@border-cars.co.uk  
01387 267835

This is a publication of Chrysler UK Ltd.

The company reserves the right to make alterations to the described products and services at any time without prior notice or obligation. Registered in England & Wales No. 6219519.

Fuel consumption figures are strictly generated in accordance with Testing Directive 93/116/EC, they are designed to maintain strict comparability and may not be fully representative of real life driving. For further information please visit [www.vca.gov.uk](http://www.vca.gov.uk).

**CHRYSLER**



**INSPIRATION COMES AS STANDARD**

\* These items are dealer fit options, the prices quoted here have been calculated using a national average labour rate and therefore should be viewed as 'guideline' only. Please note labour rates can vary from dealer to dealer and customers are advised to contact their local Chrysler Group dealership for the latest information regarding specific dealer fitted prices and individual labour rates before purchasing. Chrysler Group reserve the right to modify the national average labour rate without prior notice. Images are for reference purposes only.