

CHRYSLER

SEBRING CABRIO



The all-new Chrysler Sebring Cabrio combines styles, technology and practicality unlike any other. The sky is yours with the simple push of a button. The Soft Top retracts and folds, the boot opens and closes, the tonneau cover emerges and engages with nothing more than a finger's command.

Not only does the Sebring Cabrio provide a one-touch power roof system that is a marvel of engineering, it is able to accommodate two golf bags in its boot with the top down (a perfect excuse to indulge in a spontaneous round).





SEBRING CABRIO



SEBRING CABRIO - 2.0 LIMITED DIESEL MANUAL

PAINT AND TRIM



STONE WHITE CLEARCOAT

Interior Trim: Light Slate Grey Royale Leather



BRIGHT SILVER METALLIC CLEARCOAT (+£400)

Interior Trim: Light Slate Grey Royale Leather



MODERN BLUE PEARLCOAT (+£400)

Interior Trim: Light Slate Grey Royale Leather



INFERNO RED CLEARCOAT (+£400)

Interior Trim: Light Slate Grey Royale Leather



SILVER STEEL METALLIC PEARLCOAT (+£400)

Interior Trim: Light Slate Grey Royale Leather

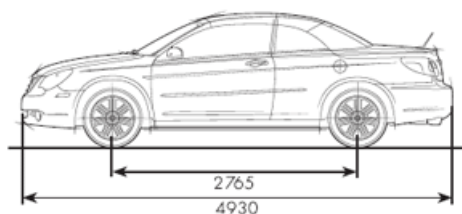
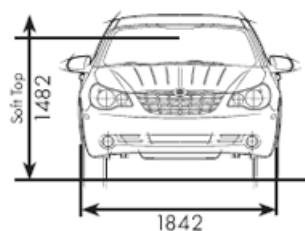


BRIGHT BLACK CRYSTAL PEARLCOAT (+£400)

Interior Trim: Light Slate Grey Royale Leather
Cream Royale Leather Trim

SEBRING CABRIO PRICES STARTING FROM

2.0 Limited Diesel Manual	£23,000
2.7 V6 Petrol Automatic	£25,100





CHRYSLER



INSPIRATION COMES AS STANDARD

SEBRING CABRIO RANGE TECHNICAL SPECIFICATIONS

MODEL	 2.0 Limited Diesel Manual	 2.7 V6 Petrol Automatic
ENGINE & TRANSMISSION		
Bore x Stroke - mm	81 x 95.5	86 x 78.5
Compression Ratio	18.0:1	9.1 : 1
Configuration	4 cylinders in line	v6
Cubic Capacity - cc	1968	2736
Fuel System	Bosch U1-P2 Electronic	Sequential multipoint injection
Gearbox	6 Manual	6 Speed Automatic
Max. Power - bhp @ rpm	138 @ 4000	185 @ 6400
Max. Torque - lb ft @ rpm	229 @ 1,750-2,500 rpm	188 @ 4,000
PERFORMANCE		
0-62.5 mph - seconds	11.1	10.8
Max. Speed - mph	118	121
ECONOMY & EMISSIONS		
CO2 - g/km	183	248
Combined Cycle - mpg (L/100 km)	41.5 (6.8)	26.9 (10.5)
Extra Urban Cycle - mpg (L/100 km)	50.4 (5.6)	36.7 (7.7)
Urban Cycle - mpg (L/100 km)	32.5 (8.7)	18.6 (15.2)
SUSPENSION		
Front	Independent MacPherson strut, coil spring over gas charged shock absorbers, stabiliser bar with isolated suspension cradle.	
Rear	Multi-link-link independent with coil springs, link-type stabiliser bar, gas charged shock absorbers and isolated rear suspension cradle.	
STEERING		
Overall ratio	16.5 : 1	
Steering turns (lock to lock)	3.0	
Turning circle (kerb to kerb) - m	11.13	
Type	Speed-proportional, power rack and pinion	
BRAKES, WHEELS & TYRES		
Front Brakes	Vented discs with ABS	
Rear Brakes	Vented discs with ABS	
Spare Wheel & Tyre	-	
Tyres	215/55R18 TYRES	
EXTERIOR DIMENSIONS		
Height - Max. - mm	1482	
Length - mm	4930	
Wheelbase - mm	2765	
Width - mm	1843	
WEIGHTS & CAPACITIES		
Fuel Tank Capacity - ltr	64	
Gross Vehicle Weight - kg	2175	
Kerb Weight Max. - kg	1850	1820
Luggage Capacity (Roof Down) - ltr	193	
Luggage Capacity (Roof Up) - ltr	356	
Max. Payload - kg	325	355
Max. Roof load - kg	-	n/a
Max.Towing Weight (unbraked trailer) - kg	450	
Max.Towing Weight (braked trailer) - kg	1500	1000
INSURANCE GROUP		
Insurance Group	TBA	

SEBRING CABRIO RANGE EQUIPMENT SPECIFICATIONS

MODEL



Key: – = Not available • = Standard ○ = Optional

2.0 Limited Diesel Manual

2.7 V6 Petrol Automatic

EXTERIOR SPECIFICATION		
Body coloured side mouldings	•	•
Boot Lid Mounted Antenna	•	•
Chrome door handles	•	•
Chrome grille	•	•
Front fog lamps	•	•
Power folding fabric suntop	•	•
Power folding heated door mirrors	•	•
FUNCTIONAL/ELECTRICAL FEATURES		
12v auxiliary power outlet	•	•
12v centre console power outlet	•	•
Air conditioning w/auto temp control	•	•
Air filtering	•	•
Electroluminescent instrument cluster	•	•
Front & rear solar control glass	•	•
Front courtesy/map lamps	•	•
Headlamp off time delay	•	•
Illuminated entry	•	•
Power accessory delay	•	•
Power boot release	•	•
Power operated windows with driver's one touch down	•	•
Rear view auto dim mirror	•	•
Rear wind deflector	•	•
Rear window defroster	•	•
Speed control	•	•
Steering wheel mounted audio controls	•	•
Tachometer	•	•
Temperature & compass gauge	•	•
Variable intermittent windscreen wipers	•	•
IN CAR ENTERTAINMENT		
6 Boston Acoustic Speakers	•	•
INTERIOR SPECIFICATION		
Analogue Clock	•	•
Heated front seats	•	•
Heated/Cooled front cup holder	•	•
Leather wrapped steering wheel	•	•
Manual driver lumbar support	•	•
Power adjustable drivers seat - 6 way	•	•
Rear centre armrest	•	•
Tilt/telescope steering column	•	•
Tortoiseshell interior accents	•	•
OPTIONAL		
Drivers Pack - includes MyGIG Multimedia Infotainment Systems with Navigation	○	○
Special Paint	○	○
SAFETY & SECURITY		
Child seat anchor system latch ready	•	•
Child seat upper leather anchorages	•	•
Electronic Stability Programme (ESP)	•	•
Front seat side airbags	•	•
Locking fuel filler cap	•	•
Locking wheel nuts	•	•
Remote keyless entry	•	•
Thatcham Category 1 Alarm	•	•
Traction control	•	•
Tyre pressure monitoring display	•	•

CHRYSLER DEALERS NEAR KA12



- BICKETS - 7 miles
113 Campbell Street
Kilmarnock
Ayrshire
KA1 4HS
sales.bickets@chrysler.co.uk
01563 572525
- MURRAY MOTOR COMPANY (GLASGOW) - 21 miles
274 Shields Road
Kinning Park
Glasgow
G41 1LA
sales.murraymotorcompany@chrysler.co.uk
0141 429 1616
- MURRAY MOTOR GROUP (STIRLING) - 44 miles
4 Craig Leith Road
Broadleys Industrial Park
Stirling
FK7 7LQ
sales.murray.stirling@chrysler.co.uk
01786 463920
- WESTERN CHRYSLER JEEP (PARTS AND SERVICE ONLY) - 51 miles
8 Westerton Road
East Mains Industrial Estate
Broxburn
Lothian EH52 5BE
aftersales.western.broxburn@chrysler.co.uk
0845 293 5314
- BORDER CARS (DUMFRIES) - 55 miles
130-132 Terregles Street
Dumfries
Scotland
DG2 9DX
sales@border-cars.co.uk
01387 267835

This is a publication of Chrysler UK Ltd.

The company reserves the right to make alterations to the described products and services at any time without prior notice or obligation. Registered in England & Wales No. 6219519.

Fuel consumption figures are strictly generated in accordance with Testing Directive 93/116/EC, they are designed to maintain strict comparability and may not be fully representative of real life driving. For further information please visit www.vca.gov.uk.

CHRYSLER



INSPIRATION COMES AS STANDARD

* These items are dealer fit options, the prices quoted here have been calculated using a national average labour rate and therefore should be viewed as 'guideline' only. Please note labour rates can vary from dealer to dealer and customers are advised to contact their local Chrysler Group dealership for the latest information regarding specific dealer fitted prices and individual labour rates before purchasing. Chrysler Group reserve the right to modify the national average labour rate without prior notice. Images are for reference purposes only.