

*The
Dodge
Wayfarer
for
'51*




the Dodge Wayfarer for '51

WITH DISTINCTIVE, smart styling . . . and packed with extra-value features, Dodge proudly presents the new Wayfarer line for 1951. On their nimble, 115-inch wheelbase, these fast-stepping, low-price Wayfarer models have the clean sweeping lines, the breath-taking beauty of cars costing hundreds of dollars more. But sit in these cars, ride in them, drive them yourself! Examine the fine quality in every detail of their modern, high-style interiors. See how completely they meet *your* personal requirements for roominess, seating comfort and full-view vision. And on the road, note the eager response of the famous Dodge "Get-Away" Engine, the smooth performance of Fluid Drive and the soft, level ride you get from the new and amazing Oriflow Shock Absorbers. You could pay \$1,000 more for a car and still not get all the extra-value . . . the comfort and safety . . . the rugged dependability of these great Wayfarer cars.



Finger-tip pressure raises or lowers the spring-balanced lid . . . uncovers an amazingly spacious trunk compartment. There is also generous and convenient storage space behind the driver's seat.

the Wayfarer 3 passenger Coupe



Its low price and economy of operation . . . its exceptional storage capacity, make the Wayfarer Coupe the ideal business car, or second family car.

The Wayfarer

6 passenger Sedan



THIS ECONOMICAL 2-door sedan is the popular family favorite of car-wise, value-conscious America. Here is modern styling at its best . . . with all the ruggedness, the dependability and long life that have made Dodge famous . . . yet priced just a few dollars more than the lowest priced cars.



Big, wide-opening doors make it easy to step into or out of the inviting, richly appointed, two-tone interior. As in all Dodge models, the wide "knee-level" seats are designed to give you full support . . . let you sit naturally and relaxed. There's ample leg room, elbow room . . . and head room, too, for six adult passengers.


The Wayfarer Sportabout



America's lowest-priced full size completely convertible open car! Designed for the young in heart, the dashing Dodge 3-passenger Sportabout is as gay as a circus poster and trim and nimble as a polo pony. The aluminum frame top

is quickly, easily, raised or lowered with one hand. The big high-stepping 103-horsepower Dodge "Get-Away" Engine gives the thrilling performance you'll love . . . in crowded traffic or on the open road. Economical, too, in gas, oil, and

upkeep. There's an added thrill to any trip when it's made in this sleek, smart Sportabout . . . it's your fondest dream come true of what a convertible should offer . . . yet the price is amazingly low!



Focal point of the beautiful Dodge interiors is the ultra-smart and modern instrument panel. Dials and controls are grouped for driver's convenience . . . eyes need scarcely leave the road to read the recessed speedometer.

Styling details . . . as new as tomorrow!

WHEREVER you look, your eyes are attracted to the modern styling and fine appointments of the Dodge Wayfarer. Every detail, from the proud ram's head on the hood to the smartly tailored decorator fabrics, blends harmoniously to give you styling that's new as tomorrow . . . inside and out! Here's high style and beauty plus famous Dodge Dependability all at a budget-saving price that will surprise you.

DRIVE A "MAGIC-MILE" in a Dodge Wayfarer. See how in driving ease, responsiveness and maneuverability it outperforms cars costing hundreds of dollars more. When you drive the nimble, eager Wayfarer you'll say "good-bye" to the worry and strain of driving in heavy city traffic . . . and as for parking, you'll slip confidently and expertly into spaces you'd ordinarily pass by. Try it and see!



NEW CANE-TYPE LEVER on parking brake. Sets brake easily with minimum effort to hold car on any grade . . . needs just a twist to release.



SAFETY-RIM WHEELS—Famous blow-out safety feature holds deflated tire in place on wheel for safe stops under complete driver control.




ADJUSTABLE DRIVER'S SEAT moves forward easily and quickly a full 3 inches . . . rises over 1 inch, too, for better, safer visibility for shorter drivers.



ELECTRIC WINDSHIELD WIPERS, standard equipment on all models, operate smoothly, quietly at constant speed for clear-view visibility in heaviest downpours.

All good things about the new Dodge Wayfarer begin here!



The box-type frame with welded steel members contributes greatly to the Dodge reputation for safety and long car life.

THE HEAVY, rigid box-type frame gives an extra measure of strength and safety, while Floating Power engine mountings and thick rubber cushions at points of contact with the car body literally smother all engine vibration and road noise. Note how axles have been moved outward, eliminating excessive "overhang." This permits more space for passengers, with better riding comfort . . . but without increasing overall car length.

The big, power-packed Dodge "Get-Away" Engine provides flashing pick-up with smooth, trouble-free performance. Its 7-to-1 high compression design squeezes extra miles from every gallon of gas. "Speed-Proofed" cylinder walls give quicker, safer break-in. Your Dodge Dealer will be happy to tell you about the many other features that contribute to the reliability, economy and performance of the famous Dodge engine.

New Driflow Shock Absorbers give comfort and safety impossible with ordinary shock absorbers. "Driflow" uses an entirely new principle to increase "resistances" in proportion to road roughness. You float over any road.



Famous Dodge gyrul Fluid Drive, on all Dodge models at no extra cost, makes driving smoother and parking easier. A cushion of oil eliminates jerky starts, prevents stalling . . . gives longer life to many vital car parts.



Safe-Guard Hydraulic Brakes with Cycleband brake linings provide complete brake control with greater safety and reliability. Cycleband brake linings last up to half again as long as conventional linings.





S P E C I F I C A T I O N S

DIMENSIONS:

Overall length, 199 $\frac{7}{8}$ "; wheelbase, 115"; height, no load, 63 $\frac{1}{2}$ "; outside width, 73".

CHASSIS:

Box-type frame; front springs, coil; rear springs, semi-elliptic, 7 leaves. Worm and roller 2-tooth steering gear; hypoid rear axle, ratio, coupe and roadster, 3.73 to 1, 2-door, 3.9 to 1. Fluid Drive. Safety-Rim Wheels; Super-Cushion 6.70 x 15 tires on 4 $\frac{1}{2}$ " rims. Safe-Guard Hydraulic Brakes with 2 cylinders in front wheels and Cyclebond linings; lining area 157.78 sq. in. Parking brake on propeller shaft independent of service brakes. Airplane-type shock absorbers.

ENGINE:

L-Head 6-cylinder; bore and stroke, 3 $\frac{1}{4}$ " x 4 $\frac{5}{8}$ "; displacement, 230.2 cubic inches; 190 lb. ft. torque at 1200 rpm; 103 h.p. at 3600 rpm. Compression ratio, 7.0 to 1. Full pressure lubrication to main, connecting rod and camshaft bearings. Silent timing chain; water distributing tube; exhaust valve seat inserts.

FUEL SYSTEM:

Tank capacity, 17 gals. with Oilite self-cleaning filter, oil bath air cleaner. High capacity fuel pump; automatic choke; thermostatic manifold control.

LUBRICATION:

Gerotor-type oil pump; engine capacity, 5 qts.

COOLING SYSTEM:

Thermostatic control, capacity, 13 $\frac{1}{2}$ qts. without heater.

ELECTRICAL SYSTEM:

Large 40 amp. generator; neoprene-jacketed ignition cable; resistor-type spark plugs with wide .035 gap; 15-plate 105 amp. hr. battery; temperature compensated voltage regulator; ignition cable armored to cowl; single speed electric windshield wipers. One horn.

BODY:

2-door seat cushion width, front 58", rear 56". Leg room, front 42 $\frac{1}{2}$ ", rear 43"; seat height from floor, 14", rear 15"; vertical head room, front and rear, 37". Front seat adjustable, horizontal 5", vertical 1 $\frac{1}{8}$ ". External door lock on right-hand front door, except Sportabout. One sun visor.

Specifications Subject to Change Without Notice

DODGE DIVISION • CHRYSLER CORPORATION • DETROIT 31, MICHIGAN

