


# 1980 DODGE ASPEN







*Optional 60/40 Cloth Bench Seat*



**ASPEN easier to choose ... easier on your budget ... because there's so much more to choose from**

*Take your pick . . .*

- Three two-door coupes
- Three four-door sedans
- Three four-door wagons
- "Sunrise" and "R/T" coupes
- Slant-Six or 8-cylinder engines
- Wide range of comfort and convenience options

More than just a single member of the Dodge family, Aspen is a full line of compact-priced cars, each designed to provide great performance at a sensible price. Aspen for '80 has a restyled front end and other appearance changes to look smart for years to come.

To first-time owners, Aspen presents a choice of models that range from economical transportation to the look and feel of higher-priced cars. If you presently own a Chrysler compact or are contemplating switching

brands, one look at the standard features list tells a great deal about Aspen's total performance engineering at competitive pricing in a fuel-efficient product. Some of the features are found in cars costing much more.

1980 Aspen interiors perform the practical job of comfortable seating and offer much that's new, too. Several interior colour combinations in cloth-and-vinyl, vinyl, or all-cloth are available to match a great lineup of optional features to "customize" your Aspen.



*Aspen Special Edition Four-Door Sedan*



*Aspen Custom Four-Door Sedan*



*Optional Cloth-and-Vinyl Bench Seat*

Aspen Sedans take you across country or around the town, and whether you're out on the open road or manoeuvring your way through heavy traffic, there's a sureness about this car that makes driving a pleasure. Start your selection with a standard four-door, then add the distinctive touches of an Aspen Custom or Special Edition package to suit your own preference. Enjoy six-adult comfort inside; save money with Aspen's smooth-performing, reliable Slant-Six engine. For your greater power requirements, optional 8-cylinder engines are available. Altogether, there's nothing like Aspen for total performance. Try it!





*Dodge Aspen Special Edition Two-Door Coupe*



*Aspen Special Edition Four-Door Station Wagon*



*Aspen Sunrise Two-Door Coupe*



*Aspen Custom Four-Door Station Wagon*

For many owners of smaller cars, **Aspen** two-door-coupe carry out their driving wishes with a flair. A new Landau vinyl roof option with quarter windows creates a striking new look. For 1980, there's a "Sunrise" version of this popular model that promises plenty of spirited driving fun. Priced to make it easy to own, engineered to make it safe, comfortable and economical to drive, your Aspen coupe promises (and delivers) the time of your driving life. So, enjoy Aspen's big-car feeling while you ease in and out of tight spots with easy manoeuvrability. Relax in the shaped-to-you comfort of the standard bench seat or the versatile, optional 60/40 split-bench seating plan. Either way, you've got a lot going for you in Aspen for 1980!



*Optional Cloth-and-Vinyl Bucket Seat  
(Sunrise Package Only)*



*Optional 60/40 Vinyl Bench Seat*

And nowhere is total performance of your Aspen more pronounced than in a comparison of **Aspen** wagons with other brands. They typify the easy-going roominess of this versatile car; the strength, safety and durability of Aspen's space-saving, all-welded construction; the great ride and handling. The optional Sport Wagon package provides that special touch of styling excitement.



## Aspen

### Standard Equipment Features

**ALTERNATOR**—60 amp., 65 amp. available with optional electrically-heated rear window defroster

\***ARMRESTS**—Front and rear, padded

**ASH RECEIVER**—Instrument panel

**BATTERY**—325 amp., with built-in test indicator

\***BODY**—Unibody construction combines body and frame into one solid, strong unit. Seven-stage anti-corrosion process

\***BRAKES**—Dual braking system. Self-adjusting front and rear. Front manual disc (6-cylinder Sedans and Coupes without air conditioning). Power disc (Station Wagons)

\***BUMPERS**—Hydraulic energy-absorbing units restrict damage to bumpers and filler panels at impact speeds up to 8 km/h (5 mph), front and rear

**CATALYTIC EXHAUST SYSTEM**  
**COAT HOOKS**—Left and right side, of soft plastic

**COOLANT RESERVE SYSTEM**

\***DOORS**—Safety action recessed door handles keyless locking system

**EMISSION CONTROLS**—Closed crankcase ventilation. Air preheat. Evaporative control and charcoal canister. Automatic vacuum spark advance, exhaust gas recirculation and electric-assist choke.

**FLOOR CARPETS**—Colour-keyed carpet in passenger compartment, with floor mat in trunk

**HEADLINING**—Formed perforated hardboard, colour-keyed

**HEATER/DEFROSTERS**—With upper level ventilation

**HORNS**—Single

**IGNITION**—Electronic Ignition System eliminates breaker points and condenser. Reduces tune-ups and emissions. Provides easier starting

\***IMPACT PROTECTION**—Protection beams in door. Improved rear impact and roll-over integrity fuel systems

**INSTRUMENT PANEL AND CONTROLS**  
Woodgrain instrument panel includes a padded "cluster" design, with "key-left-in ignition" warning buzzer, integrated brake fluid pressure loss and parking brake warning indicator

\***LIGHTS**—Single, rectangular headlights, combined taillight, stoplight and backup light assembly, side marker lights and reflectors, dome lights with courtesy switches, turn signal lights with lane change features, 4-way emergency flasher, liftgate ajar warning (Station Wagon)

**LIFTGATE**—One-piece, hinged top, including fixed window glass

\***LOCKS**—Anti-theft ignition and break-in resistant trunk lock

**MIRRORS**—Outside, manual left rearview mirror, chrome. Inside, balljoint-mounted with energy-absorbing lip around edge of glass

**MULTIFUNCTION COLUMN SWITCH**  
Turn signal control lever with integral headlight dimmer control and windshield wiper control

**PAINT**—13 colours in durable Acrylure finish and frame into one solid, strong unit.

\***SEAT BELTS**—Combined lap and shoulder "unibelt" system for driver and front outboard passenger. Lap belts for all remaining passengers

\***SEATS**—Cloth-and-vinyl bench (except Station Wagons) with driver and passenger head restraints. Foam cushion pads of fire-retardant materials. Energy absorbing seat backs

**SPEEDOMETER**—Dual calibrated (km/h & mph) with metric predominant. Distance recorder (odometer) reads in kilometres.

\***STEERING**—Manual. Impact-absorbing wheel and steering column lock and 3-spoke steering wheel with padded hub

\***SUN VISORS**—Left and right, padded swivel type

**SUSPENSION**—Big car ride. Front sway bar Torsion bars front. Leaf springs rear. Onflow shock absorbers. Entire front suspension and the front engine mounts are attached to the structural crossmember which is isolated from the unitized body by four rubber mounts

**TAILGATE RELEASE**—Pop-open liftgate feature, conveniently located inside (Station Wagons only)

**TIRES**—Black sidewall, glass-belted radials

**TRANSMISSION**—3-speed manual floor shift, synchronized in all forward gears

\***WHEELS**—14 inch Safety-Rim

\***WINDSHIELD**—Laminated glass prevents inside shattering

\***WINDSHIELD WIPERS/WASHERS**  
Electric 2-speed with overlapping wipe pattern

\*Safety Features

### Selected Optional Equipment

**AIR CONDITIONING**

**AIR DEFLECTOR**—Station Wagon

**AUTOMATIC SPEED CONTROL**—With Torqueflite Transmission

**AXLE**—Rear with Sure-Grip Differential

**BATTERY**—500 amp. Long Life

**BRAKES**—Power Disc

**BUMPER GUARDS**—Rear

**BUMPER PROTECTIVE RUB STRIPS**—Front and rear

**CIGARETTE LIGHTER**

**CLOCK**—Electronic digital

**CONSOLE**—With bucket seats and Torqueflite Transmission (Coupes and Station Wagons)

**DEFROSTER**—Electrically-heated rear window

**ENGINE BLOCK HEATER**

**FLOOR MATS**—Colour-keyed, front and rear

**GAS CAP**—Locking

**GLASS**—Tinted, windshield only or all windows

**HOOD RELEASE**—Instrument panel mounted

**LIFTGATE WASHER/WIPER**—Station Wagons only

**LOCK**—Glove box

**LUGGAGE ROOF RACK**—Station Wagons only

**MIRRORS**—Inside prismatic day/night. Left or right outside remote control, chrome. Dual racing, remote control, chrome or painted (Coupes)

**PACKAGES**—There are many special option packages available, some of which are: Light Package, Protection Package, or Air-Conditioning Value Package. Dress up your Aspen with one or more of the special exterior or interior packages available. See your dealer for full details.

**POWER ASSISTS**—Door locks. Liftgate release (Station Wagon)

**RADIOS**—AM pushbutton. AM/FM with CB transceiver and tri-band antenna AM/FM/MX. AM or AM/FM with 8-track stereo tape. AM/FM/MX tape cassette with Dolby\*

**ROOF, T-BAR**—Includes see-through removable panels (Coupes)

**SEAT BELTS**—Colour-keyed, with tension reliever

**STEERING WHEELS**—Luxury, tilt, or "Tuff" sports wheel

**SUSPENSION**—Heavy-duty, includes rear springs and shock absorbers

**UNDERCOATING AND HOOD SILENCER PAD**

**WHEEL COVERS**—Deluxe, premier or wire

**WHEELS**—Styled or cast aluminum road wheels

**WINDSHIELD WIPERS**—Deluxe with intermittent wipe

\*Trademark, Dolby Laboratories

*Ask your dealer for the complete story on the many other Dodge Aspen available options*

## DODGE ASPEN BASIC SPECIFICATIONS

### Model Availability

	Two-Door Coupe	Four-Door Sedan	Four-Door Station Wagon
Aspen	X	X	X

### Exterior Dimensions

	Two-Door Coupe		Four-Door Sedan		Four-Door Station Wagon	
	millimetres	inches	millimetres	inches	millimetres	inches
Wheelbase	2761	108.7	2863	112.7	2863	112.7
Overall Length (a)	5088	200.3	5189	204.3	5189	204.3
Overall Width	1839	72.4	1839	72.4	1839	72.4
Overall Height	1361	53.6	1405	55.3	1410	55.5
Track—Front	1524	60.0	1524	60.0	1524	60.0
Track—Rear	1511	59.5	1511	59.5	1511	59.5
Curb Weight—kilograms —pounds	1447		3190		3250	
					1555	3429

(a) Includes bumper guards.

### Interior Dimensions

	Two-Door Coupe		Four-Door Sedan		Four-Door Station Wagon	
	millimetres	inches	millimetres	inches	millimetres	inches
Effective Headroom—Front	955	37.6	998	39.3	996	39.2
Effective Headroom—Rear	919	36.2	958	37.7	983	38.7
Effective Legroom—Front	1085	42.7	1085	42.7	1077	42.4
Effective Legroom—Rear	828	32.6	960	37.8	950	37.4
Shoulder Room—Front	1412	55.6	1415	55.7	1415	55.7
Shoulder Room—Rear	1374	54.1	1415	55.7	1415	55.7
Hip Room—Front	1458	57.4	1453	57.2	1453	57.2
Hip Room—Rear	1316	51.8	1448	57.0	1448	57.0

### Luggage Compartment

	Two-Door Coupe		Four-Door Sedan	
	millimetres	inches	millimetres	inches
Loading Height	757	29.8	742	29.2
Usable Luggage Capacity—dm <sup>3</sup> —cu. ft.	464		464	
		16.4		16.4

### Station Wagon—Cargo Compartment

	millimetres	inches
Height—floor to roof at liftgate opening	693	27.3
Length—2nd seat to end of open tailgate	1316	51.8
Length—2nd seat to closed tailgate	1250	49.2
Length—front seat to end of open tailgate	2131	83.9
Length—front seat to closed tailgate	2068	81.4
Width—floor opening	1120	44.1
Width—between wheelhousing	1100	43.3
Width—at belt line	1212	47.7
Loading Height	582	22.9
Volume—dm <sup>3</sup> —cu. ft.	2070	
		73.1

## ENGINE AND TRANSMISSION SPECIFICATIONS

	6-cylinder		8-cylinder
Availability	Standard	Optional	Optional
Displacement—litres	3.7	3.7	5.2
Displacement—cu. in.	225	225	318
Carburetor	1-barrel	2-barrel	2-barrel
Bore—millimetres	86	99	99
Stroke—millimetres	3.4	3.4	3.91
Stroke—inches	105	105	84
Stroke—mm	4.12	4.12	3.31
Installed Net Power (kW @ R.P.M.) (H.P. @ R.P.M.)	71 @ 3600	78 @ 3600	93 @ 3600
Installed Net Torque (N•m @ R.P.M.) (lb. ft. @ R.P.M.)	95 @ 3600	105 @ 3600	125 @ 3600
	224 @ 1600	230 @ 1600	332 @ 1600
	165 @ 1600	170 @ 1600	245 @ 1600
Compression Ratio	8.4:1	8.4:1	8.5:1
Air Cleaner	Silenced	Silenced	Silenced
Catalytic Exhaust System	Standard	Standard	Standard
Exhaust	Single	Single	Single
Fuel Required	Unleaded	Unleaded	Unleaded
Lock Up Torque Converter	Standard	Standard	Standard
Transmission—3-speed manual —Torqueflite 3-speed Automatic	Standard	Not Available	Not Available
	Optional	Optional	Optional

### SEAT AVAILABILITY

Model	Standard Seat	Material	Optional Seat	Material
Two-Door Coupe	Bench	Cloth & Vinyl	Bucket	Vinyl
	Bucket (a)	Cloth & Vinyl	Bench (b)	Vinyl
	Bench (b)	Cloth & Vinyl	Bucket with fold-down centre armrest (b)	Vinyl
Four-Door Sedan	60/40 split bench with fold-down centre armrest (c) (d)	Vinyl	60/40 split bench with fold-down centre armrest (c) (d)	Cloth
	Bench	Cloth & Vinyl	Bench	Vinyl
	Bench (b)	Cloth & Vinyl	Bench (b)	Vinyl
	60/40 split bench with fold-down centre armrest (c) (d)	Vinyl	60/40 split bench with fold-down centre armrest (c) (d)	Cloth
Station Wagon	Bench	Vinyl	Bucket	Vinyl
	Bench (b)	Vinyl	Bucket with fold-down centre armrest (b)	Vinyl
	60/40 split bench with fold-down centre armrest (c) (d)	Vinyl	60/40 split bench with fold-down centre armrest (b) (d)	Vinyl
			60/40 split bench with fold-down centre armrest (c) (d)	Cloth

(a) Available with optional Sun Rise Package only.

(b) With optional Custom Interior Package only.

(c) With optional Premier Interior Package only.

(d) Includes driver's side inertia latch, passenger side seat recliner and passenger easy entry system.




*Aspen options let you tailor  
the car to your particular taste*

- A. **ROOF RACK.** Adds to your cargo-carrying capacity. There may be times in the life of your station wagon when even the ample interior cargo space won't be enough.
- B. **TILT STEERING WHEEL.** For extra convenience it adjusts to fit the comfort and reach needs of anyone behind the wheel. Moves easily out of the way for ease of entry and exit.
- C. **REAR WINDOW WIPER/WASHER.** Clean windows mean better visibility. This Station Wagon option takes care of mud, light snow, and splatter you encounter, especially in winter driving.
- D. **AUTOMATIC SPEED CONTROL.** For long drives, just set the speed control at the speed you desire. Great accelerator foot rest and gas saver, too. Cuts out when you accelerate, brake or disengage it.
- E. **AM/FM/MX CASSETTE STEREO.** This radio-player provides superior reception with its Dolby\* noise reduction system. Makes listening to music or news more of a pleasure than ever!
- \*Trademark, Dolby Laboratories
- F. **WHEELS AND COVERS.** Here is one of the four road wheel and wheel cover options. It's your Aspen, have it your way.



A.




B.



C.



D.



E.



F.

**OPTIONAL 5/80 CHRYSLER PROTECTION PLAN**

- Covers all major power train components
- Five years or 80,000 kilometres, whichever occurs first
- See your dealer for further details and cost



BUY, RENT  
OR LEASE

All product illustrations and specifications are based on authorized information. Although descriptions are believed correct at publication approval, accuracy cannot be guaranteed. Some of the equipment shown on product illustrations is optional, at extra cost. Chrysler Canada Ltd. reserves the right to make changes from time to time, without notice or obligation, in prices, specifications, standard and optional equipment listed, colours and materials, and to change or discontinue models.

