

1982 Dodge IMPORTS

*Supers
205/70*

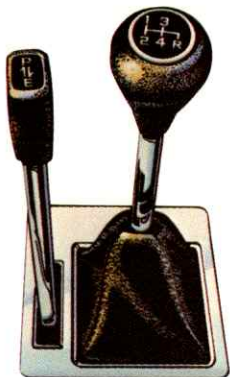
60lt 4x2 6700



THE MITSUBISHI STORY

Mitsubishi Motors Corporation

is known for the excellence in the design, engineering and manufacture of high-quality cars and trucks. Mitsubishi products are among the leaders in the application of sophisticated standards in the industry. For example, Mitsubishi's twin-stick transmission provides a remarkable combination of fuel efficiency and top performance. The floor-mounted four-speed manual transmission has an added lever so that you can select either "POWER" or "ECONOMY". You can easily and quickly choose either fuel-efficient gear ratios or four speeds for maximum acceleration.

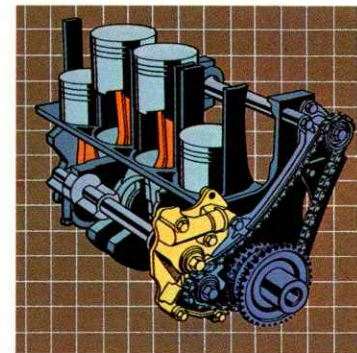


Dodge Colt gets its superb riding and handling characteristics from a combination of outstanding design and engineering features. Rack-and-pinion steering is teamed with MacPherson-type strut and rear coil suspensions to deliver the responsiveness, maneuverability and control that makes Colt a great road car. Challenger's full-coil suspension and steel-belted radial tires take it out of the ordinary, too, in handling ease and riding comfort.



Mitsubishi's engineering expertise

is readily apparent in the overhead cam hemi 2.6-litre, "Silent-Shaft" engine, that delivers exceptionally smooth-running, quiet performance and fuel economy on less-expensive regular gas. And the car's performance is enhanced by the high-quality body and chassis components that are painstakingly assembled to complete products that are good-looking and fun to drive. Better combustion equals better fuel efficiency and Mitsubishi engines use hemispherical combustion chambers for more complete and even burning of the fuel. Additionally, the "Silent-Shaft" design of the 2.6-litre engine provides quiet operation and virtually eliminates engine vibration.



Dodge Colt Hatchback ... long on mileage, low in price

Your Colt is a very practical car, of course, but not so down-to-earth that you won't want to show it off. You'll especially appreciate the way Colt gives you your money's worth in operating economy, and the way Colt's handling takes a back seat to no other car.



Dodge Challenger

is all that the name implies—a challenge to its competition for comfort, performance and fuel economy. Challenger's smart, new contemporary styling with its sports-car flair is calculated to make the others back off in a hurry. Find out for yourself. Get behind the wheel of this lithe, agile performer soon.



Dodge Ram 50 Custom Pickup

is RAM TOUGH. Ram Tough in the way it keeps its good looks whatever the tests of load and road. Ram Tough in the way it carries one of the highest standard payloads in its small truck class. Ram Tough performance that makes on-the-job hauling more profitable.



Colt Deluxe (background), Colt (foreground)

Dodge COLT makes the going great!


It's the front-wheel-drive economy car that puts you out front in all the ways that count. It's a fuel-economy leader with its 1.4-litre, four-cylinder, transverse-mounted engine and economy-gear 4-speed manual transmission. It's made for great going . . . the greatest!

Colt doesn't stop at the way it runs, though. For Colt's uncommonly sensible price you also get five-passenger seating, plus generous cargo

space with fold-down rear seat and hatch-back convenience, and a host of standard features to make your driving more pleasurable. Both Colt and Colt Deluxe Hatchbacks provide all-vinyl, low-back bucket seats with recliners; power front disc/rear drum brakes, front and rear bumper guards; inside hood release; locking fuel filler door. Additional features also include an electric rear window defroster and steel belted radial tires.

Colt Custom

has those attractive extra appearance features that make it worthy of its name. Custom accents abound on this handsome car! For instance, dual pinstripes and classically styled road wheels, bright front and rear bumpers. Bright sill, windshield and rear window mouldings. Dual reclining cord velour bucket seats, colour-keyed sport steering wheel, floor console, front parcel tray, rear cargo security panel, remote liftgate release and passenger visor vanity mirror. All proudly positioned on a car with Mitsubishi technology in every inch of its high-quality construction and materials. A 1.6-litre overhead camshaft 4-cylinder fuel efficient engine teamed up with the 4 x 2 twin stick transmission is standard.



Inside your Colt you'll find abundant inspiration to make you itch to drive it. Most apparent, perhaps, is the sports-car flavour of Colt Custom's racing-type steering wheel and clean, uncluttered instrument panel.

Shown here: Colt Custom



Colt's standard front bucket seats are upholstered easy-to-clean vinyl in blue or black. Both seatbacks recline, both headrests are adjustable.

Colt Custom's standard interior employs cord-velour upholstery, reclining front bucket seats, colour-keyed sport steering wheel and loop-pile carpeting. Choose from blue, black, beige, red.



Colt options to tailor your way



AM/FM/MX stereo radio puts out the kind of sound that soothes driving weariness. Available on Colt Custom models.



Electronic digital clock has easy-to-read LED display. Available on the Colt Custom model.



Colt's fully automatic transmission easy to use, convenient to your hand. Three-speed, exceptionally smooth and quiet, designed to pair perfectly with Colts 1.6-litre engine available on Custom and Deluxe models.

Snow, rain, whatever the precipitation, is will hold no problems for you with Colt's rear window wiper/washer combination. Controls are dash-mounted for your convenience. (Available Custom and Deluxe only).



Selected Standard and Optional Equipment

	Colt	Colt Deluxe	Colt Custom
Alternator—45 ampere	S	S	S
Ashtrays—Front; central, rear	S	S	S
Assist Grips—Above passenger door	NA	NA	S
Battery—12-volt, 305-ampere	S	S	S
Brake System—Dual diagonal	S	S	S
Brakes—Power: front disc, rear drum	S	S	S
Bucket Seats—Front: with reclining backs and adjustable head restraints	S	S	S
Bumper Guards—Front and rear	S	S	S
Bumpers—Front and rear, black with black rubber ends	S	NA	NA
Bumpers—Front and rear, bright with black rubber ends	NA	S	S
Carpeting—Passenger and cargo areas	S	S	S
Cigar Lighter	S	S	S
Clock—Electronic digital	NA	NA	O
Console—Floor	NA	NA	S
Defroster—Rear window: electric	S	S	S
Defroster—Side window	S	S	S
Engine Block Heater*	O	O	O
Fender Liners—Front, for corrosion protection; high impact plastic	S	S	S
Fuel Filler Door—Locking	S	S	S
Glass—Tinted: all windows	NA	S	S
Hatchback: with folding rear seat	S	S	S
Hood Release—Inside	S	S	S
Instrumentation—Trip odometer, temperature and fuel gauges	S	S	S
Liftgate Release—Remote control	NA	NA	S
Lights—Ashtray, lighter, dome, backup, turn signals, side marker, low fuel warning, door-ajar and brake warning, seat belts, hazard warning system, oil pressure warning, parking brake warning	S	S	S
Luggage Rack—Roof*	O	O	O
Mirrors—Inside and left outside manual	S	S	S
Moulding—Sill	NA	NA	S
Moulding—Bodyside protective, black*	O	O	O
Moulding—Wheel lip*	O	O	O
Package Shelf—Under instrument panel	NA	NA	S
Radio—AM	O	O	NA
Radio—AM/FM/MX stereo (four speakers)	NA	NA	O
Seat Belts—Integral lap and shoulder, retracting, two in front; three rear lap belts with retractors for outboard belts	S	S	S
Service Contract—Chrysler 5 Year/80,000 km Protection Plans	O	O	O
Security Panel—Rear shelf	NA	NA	S
Stabilizer Bar—Front	NA	S	S
Steering—Manual, rack-and-pinion	S	S	S
Steering Wheel—Sport	NA	NA	S
Stone Shields—rearward of front wheels	S	S	S
Stripes—Body	NA	NA	S
Suspension—Independent front coil strut; rear coil, trailing arm	S	S	S
Tire—Spare: high-pressure, compact	S	S	S
Tires—155SR13; steel-belted radial, black sidewall	S	S	S
Tires—155SR13; steel-belted radial, white sidewall	O	O	O
Transmission—3 speed automatic (Requires 1.6-litre engine)	NA	O	O
Wheel Trim Rings*	O	O	O
Wiper/Washer—Rear liftgate window	NA	O	O
Windows—Quarter: flipper type	S	S	S
Windshield Wipers—2-speed; washers with pulse wipe	S	S	S

S—Standard O—Optional NA—Not available

*Available from your dealer

Colt Standard Specifications

Exterior Dimensions

	millimetres	inches
Wheelbase	2300	90.6
Overall Length	3985	156.9
Overall Width	1585	62.4
Overall Height	1270	50.0
Curb Weight —kilograms	846	
—pounds	1865	
Fuel Tank —litres	40	
—Imp. gals.	8.8	

Interior Dimensions

	millimetres	inches
Front —Head Room	935	36.8
—Leg Room (Max.)	1030	40.6
—Shoulder Room	1295	51.0
—Hip Room	1310	51.6
Rear —Head Room	915	36.0
—Leg Room (Min.)	755	29.7
—Shoulder Room	1330	52.4
—Hip Room	1100	43.3
Usable Luggage Capacity —dm ³	184	
—cu. ft.	6.5	
—dm ³	670	
—cu. ft.	22.9	

Engine/Drivetrain

	1.4 litre 4-cylinder		1.6 litre 4-cylinder	
Transaxle	4-speed Manual	4 x 2 Twin Stick Manual	4 x 2 Twin Stick Manual	3-speed Automatic
Availability				
Colt	STD.	—	—	—
Colt Deluxe	—	STD.	—	OPT.
Colt Custom	—	—	STD.	OPT.
Transaxle: Overall Top Gear Ratio(s)	2.71	2.97 Econ. 3.83 Power	2.97 Econ. 3.83 Power	3.17
Carburetor	2-barrel		2-barrel	
Installed Net Power —(kW @ RPM)	54 @ 5500		61 @ 5500	
—(HP @ RPM)	73 @ 5500		82 @ 5500	
Installed Net Torque —(N.m @ RPM)	108 @ 3500		118 @ 3500	
—(lb. ft. @ RPM)	80 @ 3500		87 @ 3500	
Exhaust System	Non-Catalyst**		Non-Catalyst**	

**May be operated on lower-cost regular leaded gasoline, or unleaded.



Dodge Challenger: takes on all comers

Once again, Challenger takes its place at the head of its class. The 1982 edition meets the test of today's and tomorrow's driving with a strikingly handsome, carefully crafted, technologically advanced automobile.

Challenger's classic shape, with its contemporary lines, wraparound taillamps, dual rectangular headlamps is an aerodynamic tour de force. Challenger's front and rear colour-keyed urethane bumpers, electric remote-controlled colour-keyed dual mirrors and new monotone paint treatment with black grille make the car even more singular.

Challenger's new features, among them new quarter window louvres, underseat storage trays, adjustable driver's seat cushion add still more to Challenger's overall appeal.

And inside, Challenger keeps up the pace with decor that harmonizes beautifully with the car's venturesome looking exterior. Check the Rallye cluster instrument panel, complete with tachometer and digital clock. Luxuriate in the body-hugging, reclining front bucket seats in sculptured velour.

Feel the positive pleasure of the sport steering wheel and adjust the steering column height to suit your needs. Enjoy the pure performance of Challenger's hemi 2.6-litre "Silent Shaft" engine with its hemispherical combustion chambers. Thrill to the quick response of Challenger's five-speed overdrive manual transmission. Outside, inside, upside, downside, Challenger has what it takes to challenge all comers, and come out ahead!



Standard velour & vinyl bucket seats

Challenger Features accent the Already Admirable

Among sports cars and sports coupes Challenger's standard interior is head-and-shoulders above its competition. The body-hugging bucket front seats in Spice or Black velour and vinyl have reclining seatbacks and adjustable headrests plus a lumbar support and an adjustable seat cushion on the driver's side. But, if this isn't enough, Challenger for 1982 adds as standard new underseat storage trays to give you even more convenience. Wait, though, there's more. Challenger also provides remote trunk and fuel filler door releases as standard equipment. Plus the unexcelled convenience of dual outside rear-view racing mirrors that are controlled from within by a single two-position switch.

Some of the options pictured are only available from your dealer. See him for complete details.



Electric Mirrors



Seat adjustment lever



Speed Control (optional)



Front storage tray



Challenger Instrumentation

Selected Standard and Optional Equipment

	Challenger
Alternator—75 ampere	S
Battery—370 ampere	S
Braking System—Dual, with separate brake fluid reservoirs in master cylinder	S
Brakes—Power front disc, drum rear	S
Brakes—Power with four-wheel disc	O†
Bumpers—Energy-absorbing, urethane covered, colour-keyed	S
Carpeting—Passenger compartment and trunk floor	S
Cigarette Lighter	S
Clock—Electronic digital	S
Console—Floor: with armrest	S
Deck Lid Opener—Remote release	S
Defrosters—Side window	S
Defroster—Rear window; electric; heavy-duty	S
Electronic Ignition	S
Engine Block Heater	O*
Fuel Filler Door—Locking, with remote release	S
Glass—Tinted: all windows	S
Heater Ducts—Rear passenger compartment	S
Hood Release—Inside	S
Instrument Panel—Full instrumentation including tachometer and oil temperature, fuel and amp gauges	S
Lights—Ashtray, dome, door courtesy, glove box	S
Lights—Warning: back-up, brakes, door-ajar, low fuel, seat belts	S
Lock—Glove box	S
Mirror—Inside, day/night prismatic	S
Mirror—Visor, vanity: passenger side	S
Mirrors—Dual; electric, remote control	S
Moulding—Body side; black vinyl with bright accents	S
Passenger Entry System—Rear; memory feature on front passenger seat	S
Quarter Window Louvres—Colour-keyed	S
Radio—AM/FM stereo, four speakers	S
Radio—AM/FM stereo with cassette player, six speakers	O
Reading Lights—Overhead spotlight types	S
Seat—Driver's side: adjustable seat cushion and lumbar support	S
Seat Belt Reminder System—Warning chimes	S
Seat Belts—Combination lap-shoulder for driver and front passenger	S
Seats—Reclining buckets with integral headrests	S
Service Contracts—Chrysler 5 Year/80,000 km Protection Plans	S
Speed Control—Automatic	O*
Steering—Power	S
Steering Column—Adjustable	S
Steering Wheel—Padded sport; colour-keyed	S
Storage—Trays; under seat	S
Stripes—Side: with black exterior colour only	S
Tires—P195/70R14 steel-belted radial BSW	S
Tires—P195/70R14 steel-belted radial RWL	O†
Transmission—Torqueflite automatic	O
Trip Odometer	S
Trunk Dress-up	O
Ventilation—Forced air	S
Wheels—Road; cast aluminum (four)	O†
Wheels—14" styled steel with bright hubs and nuts	S
Windshield Washers/Wipers—Electric with intermittent feature	S

S—Standard O—Optional BSW—Black sidewall RWL—Raised white letter

† Available as part of Road Wheel Package only

* Available from your dealer

Challenger Standard Specifications

Exterior Dimensions	millimetres	inches
Wheelbase	2530	99.6
Overall Length	4573	180.0
Overall Width	1675	65.9
Overall Height	1340	52.8
Curb Weight —Kilograms	1240	
—Pounds		2734
Fuel Tank —Litres	60	
—Imp. Gals.		13.1

Interior Dimensions	millimetres	inches
Front: —Head Room	935	36.8
—Leg Room (Max.)	1045	41.1
—Shoulder Room	1315	51.8
—Hip Room	1310	51.6
Rear: —Head Room	900	35.4
—Leg Room (Min.)	880	34.6
—Shoulder Room	1295	51.0
—Hip Room	1350	53.1
Usable Luggage Capacity —dm ³	350	
—cu. ft.		12.4

Engine/Drivetrain

Engine	2.6 Litre 4-cylinder, OHC "Silent Shaft"
Carburetor	2-barrel
Exhaust System	Non-catalyst**
Installed Net Power —(kW @ R.P.M.)	80 @ 5000
—(H.P. @ R.P.M.)	108 @ 5000
Installed Net Torque —(N-m @ R.P.M.)	190 @ 2500
—(lb. ft. @ R.P.M.)	140 @ 2500
Standard Transmission	5-speed manual
Optional Transmission	3-speed automatic
Rear Axle Ratio (all transmissions)	3.31

**May be operated on lower cost regular leaded gasoline, or unleaded.



Dodge Ram 50 Pickup: Dependable and Handsome

More and more Canadians every year are discovering the multi-purpose value of a pickup truck. And many Canadians are discovering that the Dodge Ram 50 is the answer to their needs for a vehicle that combines the cargo capacity and ruggedness of a truck with the easy-handling qualities of a car. There are a good many pickups that answer that description, but, in its class, none quite so well as the Dodge Ram 50 ... because the Ram 50 is Ram Tough.

First, the toughness shows in the Ram 50's *680 kilogram* (1,500 pounds) payload capacity, (including driver and passenger) a leader in its class. Next it shows in Ram 50's power. Under the hood there's a fuel-efficient 2.0-litre "Silent Shaft" engine that handles heavy loads with smooth-running sureness. Ram Tough, too, is the standard four-speed manual transmission, or the optional 3-speed Torqueflite automatic.



Standard bench seats

Yet for all its toughness, the Ram 50 is a "softie" when it comes to cab comfort. You get a roomy wide-view interior whose 3-man seating comfort has been enhanced for 1982 with greater cushion thickness, new design seat springs which allows 125 dm³ (4.5 cu. ft.) of storage space behind the bench seat. Steering effort has been reduced, power steering is available as an option, and a trip odometer and forced ventilation ducts have been added to the instrument panel.

Altogether, the Dodge Ram 50 is a lot of truck for the money—put yours on this Ram Tough beauty, you'll be glad you did!

Some pictured options are available only through your dealer.



Optional chrome step bumper




Optional digital clock



Dodge Ram 50 features Extra Value

When you choose a Ram 50 pickup you get a complete truck, ready to provide you with the payload capacity and driving and riding comfort you want without adding anything to it. For light-duty everyday business hauling or just weekend work, Ram 50 Custom qualifies in every way. In addition to the features described on the previous pages of this catalogue you get a spacious smooth-side cargo box that measures a generous 1.5 x 2.1 metres (5 x 7-feet); a full-width tailgate for easy access; and tubular tie-down bars on both sides. All standard.



Ram 50 instrumentation

Dodge Ram 50 Standard Equipment

Ram 50
Custom

Bumper—Front: argent painted with black rubber ends	S
Bumper—Rear step: chrome	O*
Bumper—Rear step: low-luster black	O*
Bumper Guards—Front	O*
Cargo Lamp	S
Cigarette Lighter	S
Clock—Electronic digital	O*
Dome Light—With driver and passenger side door switches	S
Engine Block Heater	O*
Flashers—Emergency	S
Fuel Tank—68 litres (15.0 Imp. gals.)	S
Grille—Flat black	S
Headliner—Colour-keyed	S
Hood Release—Inside	S
Hubcaps—Bright	S
Mirror—Interior rearview	S
Mirrors—Exterior black racing type: left and right sides	S
Mouldings—Body-side: vinyl, black	O*
Mouldings—Drip rail: bright	S
Mouldings—Pickup box top edge: vinyl, black	O*
Mouldings—Windshield: bright	S
Mouldings—Wheel lip: front and rear	O*
Mud Flaps	O*
Power Steering	O
Radio—AM	S
Seat—3-man bench with folding back, cashmere vinyl	S
Service Contract—Chrysler 5 Year/80,000 km Protection Plans	O
Steering Column—Adjustable	S
Sun Visors—Dual	S
Tie-Down Bars—Cargo: tubular, on both sides (interior) of pickup box	S
Tinted Glass	S
Transmission—3-speed automatic	O
Trip Odometer	S
Wheel Trim Rings	O*
Windshield Wipers—Two-speed with washers	S

S—Standard O—Optional

*Available from your dealer

Dodge Ram 50 Standard Specifications


Exterior Dimensions

	millimetres	inches
Wheelbase	2780	109.4
Overall Length	4690	184.6
Overall Width	1650	65.0
Overall Height	1540	60.6
Cargo Box Length (inside at floor)	2070	81.5
Cargo Box Width (max: inside at floor)	1630	64.2

Interior Dimensions

	millimetres	inches
Head Room	970	38.2
Leg Room (max.)	1040	41.1
Shoulder Room	1340	52.8
Storage volume behind seat —dm ³ —cu. ft.	130	4.6
	kilograms	pounds
GVW	1835	4045
Curb Weight	1153	2545
Payload**	682	1500

*Includes weight of occupant(s) and optional equipment.



An optional service contract that covers your vehicle for 5 years or 80,000 kilometres, whichever occurs first, against major power train repair bills. See your Dealer for complete details.



All product illustrations and specifications are based on authorized information. Although descriptions are believed correct at publication approval, accuracy cannot be guaranteed. Some of the equipment shown on product illustrations is optional, at extra cost. Chrysler Canada Ltd. reserves the right to make changes from time to time, without notice or obligation, in prices, specifications, standard and optional equipment listed, colours and materials, and to change or discontinue models.



1982
The year you'll say
yes
to Chrysler