

**07 DODGE NITRO**



## NITRO SPECIFICATIONS

**NITRO SE**



**A. ALL NITRO SE MODELS INCLUDE THESE FEATURES:** 3.7L Magnum® V6 with 6-speed manual transmission or available 4-speed automatic transmission › Part-time four-wheel drive transfer case (4x4 models) › Air conditioning › Power door locks/windows/ exterior mirrors › 115-volt auxiliary and 12-volt front and rear power outlets › Remote keyless entry › Cloth-faced seats › 65/35-split folding reclining rear seats › Fold-down front passenger and rear seats › AM/FM stereo radio with CD player and MP3 capability and 6 speakers › Tilt steering column › Reversible/removable rear cargo floor with shallow tray underneath for additional storage › Advanced multistage front air bags<sup>(1)</sup> › Side-curtain air bags<sup>(1)</sup> › Child Seat Anchor System (LATCH) › Sentry Key™ Engine Immobilizer › Tire pressure warning lamp › Rear window defroster › Deep Grey front and rear fascias/fender flares/bodyside mouldings › Bright grille › 16-inch steel wheels with sport suspension › Four-wheel disc brakes with four wheel anti-lock (ABS) › Electronic Stability Program (ESP™)<sup>(2)</sup> with all speed traction control

**NITRO SXT**



**B. SXT INCLUDES THE STANDARD GEAR OF THE SE TRIM LEVEL EXCEPT WHERE ADDITIONS ARE NOTED:** 3.7L Magnum V6 with 6-speed manual transmission or available 4-speed automatic transmission › Overhead console with courtesy lamps › HomeLink® Universal Transceiver<sup>(3)</sup> › Floor mats › Speed control › Fog lamps › Deep tint sunscreen side and rear glass › 16-inch cast aluminum wheels with sport suspension

**NITRO SLT**



**C. SLT INCLUDES THE STANDARD GEAR OF THE SXT TRIM LEVEL EXCEPT WHERE ADDITIONS ARE NOTED:** 3.7L Magnum V6 with 4-speed automatic transmission › Full-time four-wheel drive transfer case<sup>(4)</sup> › Electronic Vehicle Information Centre (EVIC) › Auto-dimming rear-view mirror › LOAD "N GO™ slide-out rear cargo floor › Two-tone cloth-faced seats with YES Essentials™ seat fabric<sup>(5)</sup> › 6-way power driver's seat › Leather wrapped steering wheel with integrated audio controls › Tire pressure monitoring display › Body colour front and rear fascias/fender flares/bodyside mouldings › Heated power exterior mirrors › 17-inch cast aluminum wheels with sport suspension

**NITRO R/T**




**D. R/T<sup>(6)</sup> INCLUDES THE STANDARD GEAR OF THE SLT TRIM LEVEL EXCEPT WHERE ADDITIONS ARE NOTED:** 4.0L SOHC V6 with 5-speed automatic transmission › Full-time four-wheel drive transfer case › Two-tone Slate Grey cloth-faced seats › R/T logo on front seats › Monochromatic exterior (body colour front and rear fascias/fender flares/bodyside mouldings, sill, air dam, and grille with bright billets) › 20-inch chrome-clad cast aluminum wheels with aggressively tuned performance suspension

<sup>(1)</sup>Always use seat belts. Children 12 and under should always be in a back seat correctly using an infant or child restraint system, or the seat belt properly positioned, dependent on the child's age and weight. <sup>(2)</sup>No system, no matter how sophisticated, can repeal the laws of physics or overcome careless driving actions. Performance is limited by available traction, which snow, ice and other conditions can affect. When the ESP warning lamp in the instrument cluster flashes, the driver needs to use less throttle and adapt speed and driving behaviour to prevailing road conditions. Always drive carefully, consistent with conditions. Please always wear your seat belt. <sup>(3)</sup>Not compatible with all garage door openers. See your retailer for details. <sup>(4)</sup>Late availability. <sup>(5)</sup>Not compatible with aftermarket fabric protecting coatings.







- A. 16" Styled Steel Wheel. Standard on SE.
- B. 16" Cast Aluminum Wheel. Standard on SXT. Available on SE.
- C. 17" Cast Aluminum Wheel. Standard on SLT. Available on SXT.
- D. 20" Chrome-Clad Cast Aluminum Wheel.\* Standard on R/T. Available on SLT.

\*Late availability.

## TOWING CAPACITY (REQUIRES TRAILER TOW GROUP)

Weight Carrying = 1588 kg (3500 lb)

Weight Distributing† = 2268 kg (5000 lb)

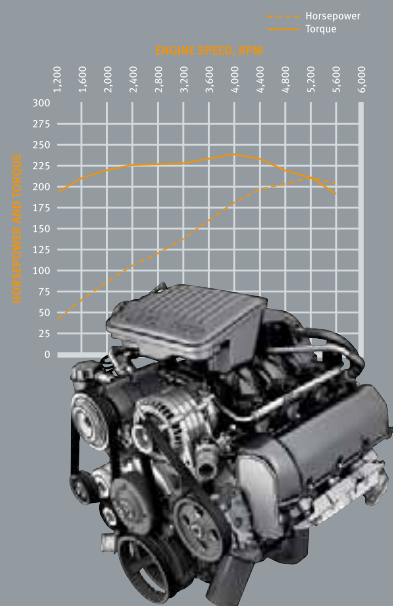
†Requires trailer specific weight distributing hitch. See Owner's Manual for details.

## 3.7-LITRE SOHC V6

Standard on Nitro SE, SXT and SLT.

210 horsepower @ 5200 rpm

235 lb-ft of torque @ 4000 rpm




## 4.0-LITRE SOHC V6

Standard on R/T.\*

255 horsepower @ 6000 rpm

265 lb-ft of torque @ 4200 rpm



# NITRO BUYER'S GUIDE

## ENGINE AND TRANSMISSION

3.7L MAGNUM® V6/6-SPEED MANUAL

3.7L MAGNUM V6/4-SPEED AUTOMATIC

4.0L SOHC V6/5-SPEED AUTOMATIC<sup>(1)</sup>

## MECHANICAL

AXLE RATIO – 3.21:1 (requires 6-speed manual transmission)

– 3.55:1 (included with 4.0L V6 SOHC)

– 3.73:1 (included with 4-speed automatic)

BRAKE SYSTEM – Four-wheel disc brakes with ABS

ENGINE BLOCK HEATER

HEAVY-DUTY ENGINE COOLING – Includes power steering cooler (included with the Trailer Tow Group; not available with 6-speed manual)

SUSPENSION – Sport

– Performance (included with 20" wheels)<sup>(1)</sup>

TRANSFER CASE – Part-time 4WD system – MP143 (4x4 only)

– Full-time 4WD system – MP140 (4x4 only; requires 4-speed or 5-speed automatic)<sup>(1)</sup>

## EXTERIOR

FASCIAS – Front and rear, Dark Grey (moulded-in colour)

– Front and rear, body colour

FENDER FLARES – Dark Grey (moulded-in colour)

– Body colour

FOG LAMPS – Two integrated in front fascia

GRILLE – Bright with Black billets

– Body colour with bright billets

LICENCE PLATE BROW – Rear, Black

– Rear, Bright

MIRRORS, EXTERIOR – Dual, power, folding

– Dual, heated, power, folding

MOULDING – Dark Grey (moulded-in colour) bodyside

– Body colour bodyside

ROCKER SILLS – Bodyside, Dark Grey (moulded-in colour)

– Bodyside, body colour

RUNNING BOARDS – Dark Grey (moulded-in colour)

TIRES – Spare, full size (included with Trailer Tow Group)

– P225/75R16 black sidewall, all-season

– P235/65R17 black sidewall, AS performance (included with 17x7-inch cast aluminum wheels)

– P235/65R17 OWL performance (requires 17" wheels)

– P245/50R20 VSB AS performance (included with 20" wheels)<sup>(1)</sup>

WHEELS – 16x7" styled steel

– 16x6.5" cast aluminum (included with 4-speed automatic)

	SE	SXT	SLT	R/T <sup>(1)</sup>
3.7L MAGNUM® V6/6-SPEED MANUAL	•	•		
3.7L MAGNUM V6/4-SPEED AUTOMATIC	•	•	• <sup>(1)</sup>	
4.0L SOHC V6/5-SPEED AUTOMATIC <sup>(1)</sup>				• <sup>(1)</sup>
AXLE RATIO – 3.21:1 (requires 6-speed manual transmission)	•	•		
– 3.55:1 (included with 4.0L V6 SOHC)				•
– 3.73:1 (included with 4-speed automatic)	P	P	•	
BRAKE SYSTEM – Four-wheel disc brakes with ABS	•	•	•	•
ENGINE BLOCK HEATER	•	•	•	•
HEAVY-DUTY ENGINE COOLING – Includes power steering cooler (included with the Trailer Tow Group; not available with 6-speed manual)	P	P	P	P
SUSPENSION – Sport	•	•	•	
– Performance (included with 20" wheels) <sup>(1)</sup>			P	•
TRANSFER CASE – Part-time 4WD system – MP143 (4x4 only)	•	•	•	
– Full-time 4WD system – MP140 (4x4 only; requires 4-speed or 5-speed automatic) <sup>(1)</sup>	•	•	•	•
FASCIAS – Front and rear, Dark Grey (moulded-in colour)	•	•		
– Front and rear, body colour			•	•
FENDER FLARES – Dark Grey (moulded-in colour)	•	•		
– Body colour			•	•
FOG LAMPS – Two integrated in front fascia		•	•	•
GRILLE – Bright with Black billets	•	•	•	
– Body colour with bright billets				•
LICENCE PLATE BROW – Rear, Black	•	•		
– Rear, Bright			•	•
MIRRORS, EXTERIOR – Dual, power, folding	•	•		
– Dual, heated, power, folding			•	•
MOULDING – Dark Grey (moulded-in colour) bodyside	•	•		
– Body colour bodyside			•	•
ROCKER SILLS – Bodyside, Dark Grey (moulded-in colour)	•	•	•	
– Bodyside, body colour				•
RUNNING BOARDS – Dark Grey (moulded-in colour)		•	•	
TIRES – Spare, full size (included with Trailer Tow Group)	•/P	•/P	•/P	•/P
– P225/75R16 black sidewall, all-season	•	•		
– P235/65R17 black sidewall, AS performance (included with 17x7-inch cast aluminum wheels)		P	•	
– P235/65R17 OWL performance (requires 17" wheels)		•	•	
– P245/50R20 VSB AS performance (included with 20" wheels) <sup>(1)</sup>			P	•
WHEELS – 16x7" styled steel	•			
– 16x6.5" cast aluminum (included with 4-speed automatic)	P	•		



## COLOURS

Nitro offers colour choices to fit your individual style, from the cool Stone White to the bold Inferno Red Crystal Pearl, and even something to increase your daily dose of adrenaline like Sunburst Orange Pearl. Build the Nitro you want with *Build & Price* at [dodge.ca](http://dodge.ca)



**INFERNO RED CRYSTAL PEARL**



**BLACK**



**STONE WHITE**



**SUNBURST ORANGE PEARL**



**ELECTRIC BLUE PEARL**



**BRIGHT SILVER METALLIC**



**LIGHT KHAKI METALLIC**

## INTERIOR



**NITRO SE AND SXT**



**NITRO SLT**




**NITRO R/T**



**A**



**C**



**E**




**G**




**B**



**D**



**F**



**H**

Standard on SE and SXT: A) Two-tone Khaki cloth or B) Two-tone Slate Grey cloth (interior shown upper left). Standard on SLT: C) Two-tone Khaki YES Essentials™ Seat Fabric\* or D) Two-tone Slate Grey YES Essentials™ Seat Fabric (also standard on R/T). Available on SLT: E) Two-tone Perforated Leather/Vinyl Khaki or F) Two-tone Perforated Leather/Vinyl Slate Grey (interior shown upper middle). Optional on R/T: G) Two-tone Red/Dark Slate Grey cloth (interior shown upper right) or H) Monotone Perforated Leather/Vinyl Slate Grey. \*Not compatible with aftermarket fabric protecting coatings.