



TIPO



THE NEW TIPO



LET'S MOVE BIGGER WITH THE NEW FIAT TIPO RANGE, AND GET USED TO RECEIVING MORE. MORE PERSONALITY, MORE TECHNOLOGY, MORE STYLE, MORE ELEGANCE, AND MORE OF EVERYTHING YOU NEED. AND WHEN MORE BECOMES EVEN BETTER, THERE ARE ENDLESS OPPORTUNITIES.

THE NEW FIAT TIPO

**EVEN MORE
ELEGANCE
FOR
EVERYONE.**



GET USED TO GETTING NOTICED, WITH THE NEW FIAT TIPO LOUNGE. A CAR THAT WILL NOT SETTLE FOR LESS, COMBINING A CHARMING DESIGN WITH ALL THE COMFORT YOU DESERVE. SO THAT YOU CAN ADD A TOUCH OF SIMPLE ELEGANCE TO EVERY DAY.

THE NEW FIAT TIPO

INSIDE THE NEW FIAT TIPO LOUNGE COMFORT REACHES A NEW LEVEL. FROM THE "TECHNONET" FABRIC WITH RIPSE BLACK INSERTS FOR SUPREMELY COMFORTABLE SEATS, A WHOLE HOST OF SMART SPACE-OPTIMISING SOLUTIONS, AND THE HANDY COMPARTMENTS AND HOLDERS, IT'LL BE EASY TO BRING WITH YOU MORE AND MORE.

THE NEW FIAT TIPO

THE NEW FIAT TIPO MAKES ROOM FOR SOPHISTICATION. THANKS TO ITS 440-LITRE BOOT FOR THE 5-DOOR VERSION - THE MOST SPACIOUS IN THE CLASS - YOU CAN CARRY EVERYTHING YOU REALLY NEED.



**EVEN MORE
ELEGANCE
FOR
EVERYONE.**





THE NEW FIAT TIPO RANGE

EVEN MORE

CONNECTIVITY

IN YOUR

LIFE.


DISCOVER THE PLEASURE OF SHARING IN SAFETY WITH THE TIPO RANGE, FEATURING THE UCONNECT™ 5" RADIO. THANKS TO ITS INTEGRATED FUNCTIONS, YOU CAN EASILY ACCESS YOUR SMARTPHONE'S MAIN APPS ON THE 5" INFOTAINMENT SYSTEM.

NOW YOU CAN BE CONNECTED, WHEREVER YOU GO.

EVEN MORE SAFETY.

THE NEW FIAT TIPO RANGE

PEACE OF MIND IS INCLUDED ACROSS THE WHOLE NEW FIAT TIPO RANGE. THAT'S BECAUSE EVERY CAR IS EQUIPPED WITH THE LATEST SAFETY SYSTEMS. FROM THE CRUISE CONTROL TO THE HEADLIGHT BEAM HEIGHT ADJUSTMENT AND PARKING SENSORS, YOU'LL GET USED TO FEELING SAFE.



CRUISE CONTROL



HEADLIGHT BEAM
HEIGHT ADJUSTMENT



PARKING SENSOR

THE NEW FIAT TIPO RANGE

THE FIAT TIPO 5-DOOR GIVES YOU THE ROOM FOR ALL YOUR NEEDS.
THANKS TO ITS 440-LITRE BOOT - THE MOST SPACIOUS IN ITS CLASS -
YOU CAN HOLD EVEN YOUR BULKIEST ITEMS.
AND YOU'LL BE AMAZED OF HOW MUCH IT CAN BRING.

EVEN
MORE
SPACE.



THE NEW FIAT TIPO

EVERYTHING IN THE NEW FIAT TIPO SAYS ELEGANCE. BUT SELECTING YOUR PREFERRED TRIM, YOU CAN MAKE ITS CHARM EVEN BIGGER.



645 "TECHNET" BLACK FABRIC WITH RIPSE BLACK INSERTS AND DOUBLE STITCHING

16" STEEL WHEEL
ONLY ON POP SEDAN AND HATCHBACK MODELS

16" ALLOY WHEELS
ONLY ON EASY SEDAN AND HATCHBACK MODELS

17" ALLOY WHEELS
ONLY ON LOUNGE HATCHBACK MODELS

SOLID



249_AMBIENT WHITE

METALLIC



444_MAGNETIC BRONZE




612_MAESTRO GREY




651_TOSCANA GREEN



695_ELECTROCLASH




716_AMORE RED




717_MEDITERRANEO BLUE



718_CINEMA BLACK



722_PERLA SAND



448_SKY BLUE

TECHNICAL SPECIFICATIONS

ENGINE	Pop 1.4 MT	Easy 1.4 MT	Pop 1.6 AT	Easy 1.6 AT
No. of cylinders	4	4	4	4
Arrangement	In Line, Transverse Front	In Line, Transverse Front	In Line, Transverse Front	In Line, Transverse Front
Bore x stroke (mm)	72 x 84	72 x 84	77 x 85.8	77 x 85.8
Displacement (cm³)	1368	1368	1598	1598
Emissions standard	Euro 4	Euro 4	Euro 4	Euro 4
Compression ratio	11	11	11	11,0
Power: kW at rpm	70 @ 6000	70 @ 6000	81 @ 5500	81 @ 5500
Torque: Nm at rpm	127 @ 4500	127 @ 4500	152 @ 4500	152 @ 4500
Fuel supply	Bosch returnless ME integrated ignition and injection system (1.4)			
	MARELLI IAW 9GF returnless (1.6)			
Fuel Type	Petrol	Petrol	Petrol	Petrol
Ignition	Controlled	Controlled	Controlled	Controlled

Drive	Front wheel	Front wheel	Front wheel	Front wheel
Clutch control	Hydraulic	Hydraulic	Hydraulic	Hydraulic
Gearbox, no. of gears	6 + Reverse	6 + Reverse	6 + Reverse AUTO	6 + Reverse AUTO

Type	Steering wheel with jointed, energy absorbing column. Electric power steering with rack			
Turning circle (m)	10,9	10,9	10,9	10,9

Front	MacPherson / Hydraulic,Telescopic Shock Absorber			
Rear	Torsion Beam / Hydraulic,Telescopic Shock Absorber			

Length (mm)	4532	4532	4532	4532
Width (mm) with / without mirrors	1792	1792	1792	1792
Height (mm)	1497	1497	1497	1497
Wheelbase (mm)	2636	2636	2636	2636
Front track (mm)	1542	1542	1542	1542
Rear track (mm)	1543	1543	1543	1543
Capacity of luggage compartment (Litres)	520	520	520	520

Front (mm)	Disc 284x22	Disc 284x22	Disc 284x22	Disc 284x22
Rear (mm)	Drum 228x40	Drum 228x40	Drum 228x40	Drum 228x40

Wheel	STEEL	ALLOY	STEEL	ALLOY
Tyre	205/55 R16	205/55 R16	205/55 R16	205/55 R16

DIN kerb weight (kg)	1150	1150	1205	1205
Towable weight, non-braked (kg)	500	500	500	500
Braked (kg)	1200	1200	800	800

Fuel tank capacity (litres)	45	45	45	45
-----------------------------	----	----	----	----

Capacity (Ah)	50AH	50AH	63AH	63AH
---------------	------	------	------	------

Maximum speed (km/h)	182	182	182	192
Acceleration (sec): 0 - 100 km/h	11,5	11,5	11,5	11,2

Urban cycle	7,7	7,7	9,2	9,2
Extra-urban cycle	4,5	4,5	4,6	4,6
Combined cycle	5,7	5,7	6,3	6,3
CO² exhaust emissions (g/km)	141	141	146	146

ENGINE	Pop 1.4 MT	Easy 1.4 MT	Lounge 1.4 MT	Pop 1.6 AT	Easy 1.6 AT	Lounge 1.6 AT
No. of cylinders	4	4	4	4	4	4
Arrangement	In Line, Transverse Front	In Line, Transverse Front	In Line, Transverse Front	In Line, Transverse Front	In Line, Transverse Front	In Line, Transverse Front
Bore x stroke (mm)	72 x 84	72 x 84	72 x 84	77 x 85.8	77 x 85.8	77 x 85.8
Displacement (cm³)	1368	1368	1368	1598	1598	1598
Emissions standard	Euro 4	Euro 4	Euro 4	Euro 4	Euro 4	Euro 4
Compression ratio	11	11	11	11,0	11,0	11,0
Power: kW at rpm	70 @ 6000	70 @ 6000	70 @ 6000	81 @ 5500	81 @ 5500	81 @ 5500
Torque: Nm at rpm	127 @ 4500	127 @ 4500	127 @ 4500	152 @ 4500	152 @ 4500	152 @ 4500
Fuel supply	Bosch returnless ME integrated ignition and injection system (1.4)					
	MARELLI IAW 9GF returnless (1.6)					
Fuel Type	Petrol	Petrol	Petrol	Petrol	Petrol	Petrol
Ignition	Controlled	Controlled	Controlled	Controlled	Controlled	Controlled

Front wheel	Front wheel	Front wheel	Front wheel	Front wheel	Front wheel	Front wheel
Clutch control	Hydraulic	Hydraulic	Hydraulic	Hydraulic	Hydraulic	Hydraulic
Gearbox, no. of gears	6 + Reverse	6 + Reverse	6 + Reverse	6 + Reverse AUTO	6 + Reverse AUTO	6 + Reverse AUTO

Type	Steering wheel with jointed, energy absorbing column. Electric power steering with rack					
Turning circle (m)	10,9	10,9	10,9	10,9	10,9	10,9

Front	MacPherson / Hydraulic,Telescopic Shock Absorber					
Rear	Torsion Beam / Hydraulic,Telescopic Shock Absorber					

Length (mm)	4368	4368	4368	4368	4368	4368
Width (mm) with / without mirrors	1792	1792	1792	1792	1792	1792
Height (mm)	1495	1495	1495	1495	1495	1495
Wheelbase (mm)	2638	2638	2638	2638	2638	2638
Front track (mm)	1542	1542	1542	1542	1542	1542
Rear track (mm)	1543	1543	1543	1543	1543	1543
Capacity of luggage compartment (Litres)	440	440	440	440	440	440

Front (mm)	Disc 284x22	Disc 284x22	Disc 284x22	Disc 284x22	Disc 284x22	Disc 284x22
Rear (mm)	Disc 251x10	Disc 251x10	Disc 251x10	Disc 251x10	Disc 251x10	Disc 251x10

Wheel	STEEL	ALLOY	ALLOY	STEEL	ALLOY	ALLOY
Tyre	205/55 R16	205/55 R16	225/45 R17	205/55 R16	205/55 R16	225/45 R17

DIN kerb weight (kg)	1195	1195	1195	1310	1310	1310
Towable weight, non-braked (kg)	500	500	500	500	500	500
Braked (kg)	1500	1500	1500	1100	1100	1100



Fuel tank capacity (litres)	50	50	50	50	50	50
-----------------------------	----	----	----	----	----	----

Capacity (Ah)	50AH	50AH	50AH	63AH	63AH	63AH
---------------	------	------	------	------	------	------

Maximum speed (km/h)	182	182	182	192	192	192
Acceleration (sec): 0 - 100 km/h	11,5	11,5	11,5	11,2	11,2	11,2

Urban cycle	7,7	7,7	7,7	9,2	9,2	9,2
Extra-urban cycle	4,5	4,5	4,5	4,6	4,6	4,6
Combined cycle	5,7	5,7	5,7	6,3	6,3	6,3
CO² exhaust emissions (g/km)	132	132	132	146	146	146

Fiat recommends original lubricants

* The specification (B) indicates the value of CO₂ and fuel consumption determined on the basis of the measurement / correlation method referring to the NEDC cycle as per Regulation (EU) 2017/1152-1153. The CO₂ and fuel consumption values obtained according to applicable regulation are indicated in order to allow the comparison of vehicle data. The homologation values of CO₂ and fuel consumption may not reflect the actual values of CO₂ and fuel consumption, which depend on many factors related, by way of example but not limitation, to the driving style, the route, the weather and road conditions, the condition, use and equipment of the vehicle. The indicated value of CO₂ and fuel consumption refers to the versions of the vehicle with the highest and the lowest values. Those values may change with

the subsequent configuration depending on equipment selected and/or size of tires selected. The indicated values of CO₂ and fuel consumption are not definitive and may evolve as a result of changes in the production cycle; more up-to-date values will be available at the selected official dealer of the FCA network. In any case, the official values of CO₂ and fuel consumption of the vehicle purchased by the customer will be provided with the documents accompanying the vehicle. In cases where the values of CO₂ and fuel consumption are relevant for the purposes of calculating taxes and duties related to the vehicle, reference should be made to the applicable laws in each country.

STANDARD EQUIPMENT

S - Standard from Factory	CODE	1.4 Pop	1.4 Easy	1.6 Pop AT	1.6 Easy AT
N - Not Available					
		00.356.031.1	00.356.231.1	00.356.332.1	00.356.233.1
STANDARD FROM FACTORY					
DOOR UNLOCKING / LOCKING BY REMOTE CONTROL	008	S	S	S	S
ABS	009	S	S	S	S
STEERING WHEEL ADJUSTMENT	011	S	S	S	S
REAR POWER WINDOWS	023	S	S	S	S
AIR CONDITIONER MANUAL	025	S	ND	S	ND
FRONT POWER WINDOWS	028	S	S	S	S
REAR WINDSHIELD DEFROST	029	S	S	S	S
TACHOMETER	044	S	S	S	S
HEADLIGHT BEAM HEIGHT ADJUSTMENT	048	S	S	S	S
FRONT FOG LIGHT	097	ND	S	ND	S
Q2/2019 PRODUCT UPDATE SERIE 1 VO	0YV	S	S	S	S
ELECTRIC SERVO-ASSISTED STEERING	112	S	S	S	S
FRONT SEAT ARMREST	132	S	S	S	S
AUTOMATIC AIR CONDITIONING	140	ND	S	ND	S
NEW USB PORT (WITHOUT AUX)	15Q	S	S	S	S
REAR HEADRESTS	182	S	S	S	S
EOBD WARNING LIGHT EXCLUSION	193	S	S	ND	S
SPLIT REAR SEAT	195	ND	S	S	S
EXTERNAL MIRRORS WITH ELECTRICAL DRIVE	218	S	S	S	S
CENTRALIZED ELECTRICAL LOCKING	228	S	S	S	S
STEERING WHEEL AUDIO CONTROLS FOR VP1	245	ND	S	S	S
SEATBACK POCKET	339	ND	S	ND	S
TPMS(TIRE PRESSURE MONITORING SYSTEM)	365	S	S	S	S
ESP	392	S	S	S	S
ALOY WHEELS 16"	431	ND	S	ND	S
BRAKE DISK284X22	44B	S	S	S	S
DRIVER SEAT WITH HEIGHT ADJUSTMENT	450	S	S	S	S
TIRE FILLING / REPAIR KIT (FIX & GO) IN PLACE OF UNDERSIZE SPARE TIRE	499	S	S	S	S
HOT & XHOT	4MJ	S	S	ND	S
AIRBAG FOR DRIVER	500	S	S	S	S
FRONT AIRBAGS FOR PASSENGER	502	S	S	S	S
FRONT SEAT-MOUNTED SIDE AIRBAGS	505	ND	ND	S	ND
PARKING SENSOR	508	ND	S	ND	S
SEATBELT HEIGHT ADJUSTMENT ELIMINATION	53Q	S	S	S	S
EXTERNAL TEMPERATURE SENSOR	5BY	S	S	S	S
KIT CHROME FOR SEDAN	5D9	ND	S	ND	S

S - Standard from Factory	CODE	1.4 Pop	1.4 Easy	1.6 Pop AT	1.6 Easy AT
N - Not Available					
		00.356.031.1	00.356.231.1	00.356.332.1	00.356.233.1
STANDARD FROM FACTORY					
CHROMED EXTERNAL HANDLES	5IX	ND	S	ND	S
Q3/2017 PRODUCT UPDATE	5KZ	S	S	S	S
PRODUCT UPDATE Q3/2018	5LF	S	S	S	S
HEAD SIDE AIRBAG	614	ND	ND	S	ND
VP1 WITH USB WITHOUT CD SINGLE TUNER	6RW	S	S	ND	S
VP1 WITH USB WITHOUT CD DUAL TUNER	6ZE	ND	ND	S	ND
RIPARO SOTTO MOTORE	78E	S	S	S	S
12V CURRENT OUTLET	823	S	S	S	S
PAINTED BUMPER	876	S	S	S	S
COMPLETE UNDER TRUNK LID	8B4	ND	S	S	S
GAS REFRIGERANTE SPECIFICO PER CLIMATIZZATORE	8BT	S	S	ND	S
AUTO OPENING TRUNK	8K0	S	S	S	S
NEW POP UPHOLSTERY	8RW	S	ND	S	ND
NEW EASY UPHOLSTERY	8RX	ND	S	ND	S
TECH S	8VW	ND	ND	S	ND
PARTIAL PROTECTIVE COVER FOR TRANSPORTATION	928	S	S	S	S
PAINTED EXTERNAL REARVIEW MIRRORS	976	ND	S	ND	S
SOFT TOUCH BUTTON (VANO BAULE)	9X6	ND	S	S	S
PANNELLO PORTA GOFFRATO	9ZA	S	ND	S	ND
0/KM CLUSTER	050	S	S	S	S
ENGLISH MANUAL/LANGUAGE	852	S	S	S	S
DUSTY AREA KIT	022	S	S	S	S
REGULAR SIZE SPARE TIRE WHEEL IN METAL SHEET	980	S	S	S	S
LOGISTIC OPTION	6SC	S	S	ND	S
RADIOFREQUENCY NOISE SUPPRESSOR	8T3	S	S	ND	ND
COMMANDS IN STEERING WHEEL 3	4WE	S	S	S	S
VP1 - DOUBLE TUNER - NO CD - S&S - BLUETOOTH	7BY	ND	S	ND	S
FLOOR MATS	396	S	S	S	S
REAR PAINTED REARVIEW MIRROR	976	S	ND	S	ND
STEERING WHEEL AND SHIFT STICK HANDLE WITH LEATHER LINING	320	ND	S	ND	S
CRUISE CONTROL	416	ND	S	ND	S
16" STEEL WHEEL	404	S	ND	S	ND

STANDARD EQUIPMENT

S - Standard from Factory	CODE	1.4 Pop	1.4 Easy	1.4 Lounge	1.6 Pop AT	1.6 Easy AT	1.6 Lounge AT
N - Not Available							
		00.357.021.1	00.357.121.1	00.357.221.1	00.357.023.1	00.357.123.1	00.357.223.1
STANDARD FROM FACTORY							

DOOR UNLOCKING / LOCKING BY REMOTE CONTROL	008	S	S	S	S	S	S
ABS	009	S	S	S	S	S	S
STEERING WHEEL ADJUSTMENT	011	S	S	S	S	S	S
REAR POWER WINDOWS	023	ND	S	S	ND	S	S
AIR CONDITIONING MANUAL	025	S	S	ND	S	S	ND
FRONT POWER WINDOWS	028	S	S	S	S	S	S
REAR WINDSHIELD DEFROST	029	S	S	S	S	S	S
EXTERNAL REARVIEW MIRRORS WITH ELECTRICAL DRIVE AND DEFROST	041	ND	ND	S	ND	ND	S
TACHOMETER	044	S	S	S	S	S	S
HEADLIGHT BEAM HEIGHT ADJUSTMENT	048	S	S	S	S	S	S
HOT STAMPING ON FRONT GRID	05F	ND	S	S	ND	S	S
SAFE LOCK (SUPER BLOCKING)	064	S	S	S	S	S	S
FRONT FOG LIGHT	097	ND	ND	S	ND	ND	S
REAR DISK BRAKES	0PP	ND	ND	ND	S	S	S
SOFT HEADLINER WITH 4 GRAB HANDLES	0SY	S	S	S	S	S	S
Q2/2019 PRODUCT UPDATE SERIE 1 VO	0YV	S	S	S	S	S	S
ELECTRIC SERVO-ASSISTED STEERING	112	S	S	S	S	S	S
FRONT SEAT ARMREST	132	S	S	S	S	S	S
AUTOMATIC AIR CONDITIONING	140	ND	ND	S	ND	ND	S
NEW USB PORT	15Q	S	S	S	S	S	S
TWO REAR HEADRESTS	182	S	ND	ND	S	ND	ND
SPLIT REAR SEAT	195	S	S	S	S	S	S
EXTERNAL MIRRORS WITH ELECTRICAL DRIVE	218	S	S	ND	S	S	ND
CENTRALIZED ELECTRICAL LOCKING	228	S	S	S	S	S	S
AUTOLOCK ELIMINATION	2DO	S	S	S	S	S	S
STEERING WHEEL AND SHIFT STICK HANDLE WITH LEATHER LINING	320	ND	ND	S	ND	ND	S
SEATBACK POCKET	339	ND	S	S	ND	S	S
TPMS(TIRE PRESSURE MONITORING SYSTEM)	365	S	S	S	S	S	S
ESP	392	S	S	S	S	S	S
STEEL WHEELS 15"	406	S	ND	ND	S	ND	ND
CRUISE CONTROL	416	ND	ND	S	ND	ND	S
ALLOY WHEEL 16"	420	ND	ND	S	ND	ND	S
DRIVER SEAT WITH HEIGHT ADJUSTMENT	450	S	S	S	S	S	S
3 REAR HEADRESTS	481	ND	S	S	ND	S	S
TIRE FILLING / REPAIR KIT (FIX & GO) IN PLACE OF UNDERSIZE SPARE TIRE	499	S	S	S	S	S	S
DISPLAY TFT	4GF	S	S	S	ND	S	S
PANTINA LATO PASSEGGERO CON SPECCHIO	4M6	ND	S	ND	ND	S	ND
AIRBAG FOR DRIVER	500	S	S	S	S	S	S
FRONT AIRBAGS FOR PASSENGER	502	S	S	S	S	S	S
PANTINA LATO GUIDATORE CON SPECCHIO	50X	ND	S	ND	ND	S	ND
SEATBELT HEIGHT ADJUSTMENT ELIMINATION	53Q	S	S	S	S	S	S
STEERING WHEEL WITH AUDIO CONTROLS FOR VP2	5BH	ND	S	S	ND	S	S
EXTERNAL TEMPERATURE SENSOR	5BY	S	S	S	S	S	S

S - Standard from Factory	CODE	1.4 Pop	1.4 Easy	1.4 Lounge	1.6 Pop AT	1.6 Easy AT	1.6 Lounge AT
N - Not Available							
		00.357.021.1	00.357.121.1	00.357.221.1	00.357.023.1	00.357.123.1	00.357.223.1
STANDARD FROM FACTORY							

PRODUCT UPDATE Q3 2018	5LE	S	S	S	S	S	S
VP1 WITH USB WITHOUT CD DUAL TUNER	6ZE	S	ND	ND	S	ND	ND
VP2 WITHOUT CD DUAL TUNER	7HZ	ND	S	S	ND	S	S
CHROMED DOOR HANDLES	7K7	ND	S	S	ND	S	S
INTERNAL HANDLES FOLDED AND DUMPED	7TC	ND	S	S	ND	S	S
12V CURRENT OUTLET	823	S	S	S	S	S	S
PAINTED BUMPER	876	S	S	S	S	S	S
GAS REFRIGERANTE SPECIFICO PER CLIMATIZZATORE	8BT	S	S	S	S	S	S
NEW POP UPHOLSTERY	8RW	S	ND	ND	S	ND	ND
NEW EASY UPHOLSTERY	8RX	ND	S	ND	ND	S	ND
PAINTED EXTERNAL REARVIEW MIRRORS	976	ND	S	S	ND	S	S
PANTINA LATO GUIDA CON SPECCHIO E LUCE CORTESIA	97G	ND	ND	S	ND	ND	S
PANTINA LATO PASSEGGERO CON SPECCHIO E LUCE CORTESIA	97H	ND	ND	S	ND	ND	S
DRL LED HEADLIGHTS WITH WHITE BEZEL	9U5	ND	S	S	ND	S	S
PANNELLO PORTA GOFFRATO	9ZA	S	ND	ND	S	ND	ND
ENGLISH MANUAL LANGUAGE	852	S	S	S	S	S	S
KILOMETER CLUSTER	050	S	S	S	S	S	S
DUSTY AREA KIT - (SOUTH AFRICA)	022	S	S	S	S	S	S
EOBD WARNING LIGHT EXCLUSION	193	S	S	S	S	S	S
FRONT FLOOR CARPETS	396	S	S	S	S	S	S
REGULAR SIZE SPARE WHEEL - (STEEL RIM)	980	S	S	S	S	S	S
HOMOLOGATION OPTION - (SEVERE ROADS)	6SC	S	S	S	S	S	S
PARTIAL PROTECTIVE WRAPPING FOR TRANSPORTATION	928	S	S	S	S	S	S
STEERING WHEEL WITH RADIO CONTROLS BUTTON	4WE	S	ND	ND	S	ND	ND
FOG LIGHTS	097	ND	S	ND	ND	S	ND
PAINTED REARVIEW MIRRORS	976	S	ND	ND	S	ND	ND
REAR ELECTRIC POWER WINDOWS	023	S	ND	ND	S	ND	ND
PARKING SENSORS	508	ND	S	S	ND	S	S
PRIVACY TINTED GLASS	070	ND	ND	S	ND	ND	S
CHROME KIT	4MQ	ND	ND	S	ND	ND	S
CHROME DOOR HANDELS	7K7	S	ND	ND	S	ND	ND
VP1 - DUAL TUNER RADIO WITH BLUETOOTH	7BY	S	ND	ND	S	ND	ND
16" STEEL WHEEL	404	S	ND	ND	S	ND	ND
16" ALLOY WHEELS	420	ND	S	ND	ND	S	ND
17" ALLOY WHEELS	435	ND	ND	S	ND	ND	S
VP2 - DUAL TUNER RADIO WITH NAVIGATION	7VX	ND	ND	S	ND	ND	S
REAR PARKING CAMERA	316	ND	ND	S	ND	ND	S



www.fiat.co.za