



panda



ALL THE WORLD NEEDS IS A PANDA

Whoever you are. Wherever you are. There's truly a Panda for everyone. How about the Panda Easy for the driver with an uncomplicated, no-frills attitude towards the road? Or for those who enjoy the finer things in life, the additional features of the Panda Lounge make it the ideal car. And for those who have a more rugged taste, why not try the Panda Lounge 4x4 or the Panda Cross 4x4. It's more than just a pocket-size SUV. It's the Panda with a wild side. Take home a Panda today and rediscover your love of driving.



DISCOVER THE GEOMETRY OF FUN.

Panda has a really unique line. Its design combines functionality and good looks with a spirit that never says no to originality, always ready to evolve to give you more. Like the lighting clusters raised to a higher position, or the third window with its rounded corners to create a glazed surface that gives you even more visibility. Discover the steering wheel design, the graphics of the instrument panel, and let yourself be won over by the fabrics with contrasting stitching.



panda

ALWAYS LOOK
ON THE BRIGHT
SIDE OF LIFE.

Whatever your outlook on life, the Panda range can brighten your world with a series of happy-coloured and fun-shaped cars. Choose the version that suits you. Easy. Lounge. Or Cross. Now get ready for a world of fun, with a wide selection of models and colours, so original, and so like you, that the two of you will look like a perfect duo.



EASY MAIN STANDARD EQUIPMENT

Style - Specific hub caps and protective strip
Equipment - Radio CD/MP3 with 4 speakers, rear headrests, remote control central door locking and air-conditioning.

LOUNGE MAIN STANDARD EQUIPMENT (in addition to Easy version)

Style - Body-coloured door mirrors and door handles, side mouldings, 14" wheels.
Equipment - Height adjustable driver's seat, fog lights, longitudinal bars, Uconnect™ Bluetooth® radio and leather steering wheel with controls.



DISCOVER
A WHOLE NEW
DIMENSION
OF COMFORT.

The Panda is so comfortable, practical and cosy you'll fall head over heels in love. This makes it the ideal car for those long, languid road trips. Especially alongside a loved one. Because something this good needs to be shared. And with 14 different storage compartments there's more than enough space for two. Because two's company. And three's a Panda.

But the Panda isn't just about space. It's about next-generation ergonomics. Because, let's be honest, if you're going to be doing it in style, you might as well be comfortable too. So, get ready to relax with the Panda's innovative space management interior design. And get ready for new levels of comfort with a redesigned steering position, gear knob and steering wheel. Because, if it's not ultra-comfortable, it's not a Panda.



MULTIPLY YOUR WANDERLUST.

With Panda Lounge 4x4, all adventures are within reach. And even the most inaccessible road will become an excuse to have fun – the Panda way! And just in case you thought the Panda Lounge 4x4 was all style and no substance, think again. With the Torque-on-Demand four-wheel drive function you can proportionally distribute the traction onto both axles. And thanks to the Electronic Locking Differential system, the motive power can be effortlessly transferred to all four wheels, giving you grip and traction when and where you need it most. Just because you're going off-road, doesn't mean you have to rough it. Or look anything less than super-stylish doing it.



Optional wheels shown

panda
4x4

LOVE EVERY
CORNER AND EVERY
LINE, WHETHER
STRAIGHT OR
CURVY.

When it comes to compact SUV's, the Panda Lounge 4x4 has no equal. Its smaller size combined with unparalleled agility creates a winning formula – making it the uncontested segment leader in the compact off-road class. And like every winning personality, the Panda Lounge 4x4 comes with loads of attitude. Like its rugged wheels, silver skid plates and mud and snow (M+S) tyres. While the all-wheel-drive with automatic shifting means the Panda has the technology to walk the talk.

MAIN STANDARD EQUIPMENT (in addition to Lounge version)

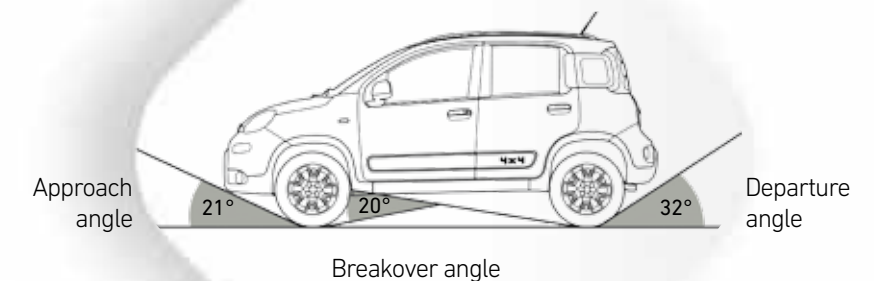
Style – Bumpers with silver skid plate, side mouldings with 4X4 logo and wing side strips, 15" wheels.

Equipment – 4x4 drive, ELD (Electronic Locking Differential). ESP, M+S (mud & snow) tyres, heated electric mirrors.



FOUR-WHEEL DRIVE "ON DEMAND"

Panda 4x4 has the "Torque on demand" four-wheel drive that homogeneously distributes the traction onto both axles. Thanks to the Electronic Locking Differential system, it excels even in the toughest situations by braking the wheels that lose grip and transferring the motive power to the wheels that have better ground grip.



LEARN
PANDA'S THEOREM:
COMFORTABLE
4X4 TIMES

Every space on board the Panda is designed to always offer you ultimate comfort wherever you go, without sacrificing style in an ambience full of practical and original solutions. While passenger compartments and ergonomic design improve the quality and comfort of every journey.

The position of the controls and gear knob make driving more enjoyable too. All this with an updated style provided by the new steering wheel design and cool interior.



REMEMBER: THERE
ARE THOSE BORN
ROUND, SQUARE,
AND CROSS.

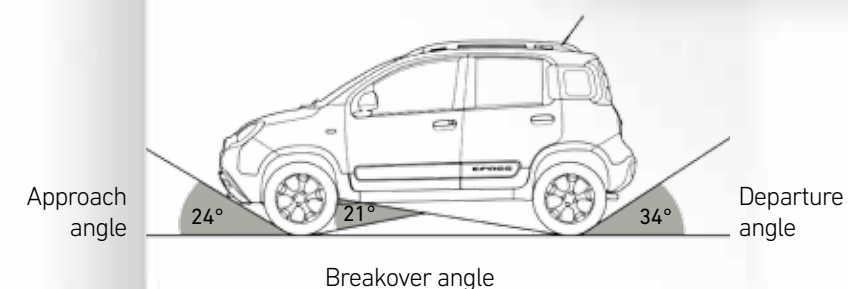
It takes natural talent to stand out in a crowd. Just like the Panda Cross, which has everything you need to steal the show. Again and again. And all it takes is just 370 cm of pure design genius. One look and it's clear – the Panda Cross is artistic innovation on wheels. Let's be honest. When it comes to design, it doesn't get much better than this.

Optional Cross Plus Pack shown

panda
cross

CHOOSE
THE RIGHT CURVES
TO GET INTO
EVERY CORNER.

With the Panda Cross Drive Mode Selector, you can personally select whether to use the four-wheel drive and choose from three different options designed to help you in and out of any situation - and all types of terrain: Auto, Off-road and Gravity Control.



The **Drive Mode Selector** lets you select the type of four-wheel drive, choosing from 3 different options:



AUTO

Automatic distribution of the traction onto the two axles, depending on the road grip conditions.



OFF-ROAD

All-wheel drive is always engaged with a torque distribution between the four wheels, with the motive power transferred onto the wheels that offer better ground grip thanks to the ELD system (Electronic Locking Differential).



GRAVITY CONTROL

This offers full control on particularly steep descents, even on broken terrain, by braking automatically and controlling vehicle speed.

CROSS MAIN STANDARD EQUIPMENT (in addition to 4x4 version)

Style - Rugged bumpers with skid plate, side mouldings with "Cross" badge and wing side strips.

Equipment - Drive Mode Selector with Auto, Off-Road and Gravity Control modes, front side airbags and automatic climate control.

TRY ANOTHER
DIMENSION
OF COMFORT.

Let yourself be guided by the personality of Panda Cross. Wherever you go, the comfort of its interior will pamper you to the fullest. The natural fabric seats with matching side and door panels, while the dashboard forms an integral part with the rest owing to its high quality black trim with satin finish instrument frame and central unit. The steering wheel with integrated controls and gear knob - both in leather - come standard.



Optional Cross Plus Pack interior (9UX).



DESIGN YOUR WORLD WITH A NEW APP.

Always staying one step ahead to amaze you: that is the new challenge of Panda that, with the new Uconnect™ radio, offers you new content and entertainment. Uconnect™ offers you Bluetooth®, streaming audio, AUX and USB ports, a voice recognition device with SMS reader, MP3 and much more. And now, an absolute novelty awaits you on board: the Panda Uconnect™ App, available for Android and IOS. Download it for free onto your smartphone, connect to the car via Bluetooth® and discover the Panda Uconnect™ world. Now you can listen to your favourite playlist, check the weather, news and infotraffic and safely access your favourite apps in your car. Just hook the smartphone onto the dashboard cradle, the practical accessory easy to use while driving.



NAVIGATION

With Panda Uconnect™ you have access to your favourite navigation applications, such as Google Maps and Waze.



MY:CAR

Taking care of the maintenance of your Panda is simple! With my:Car you can find the repair shop closest to you, receive notifications on the servicing intervals, contact Fiat assistance and quickly consult the operation of the on board warning lights.



MUSIC AND APPS

In addition to choosing and managing your favourite radio stations with the Uconnect™ radio, you can also connect your smartphone via Bluetooth® or a device via USB/AUX and listen to the music you love the most. Moreover, the Panda Uconnect™ App lets you access the apps you have installed on your smartphone so you can play your music in streaming, directly on the radio, such as Deezer, Tuneln, Spotify and many others.



TELEPHONE AND FUNCTIONALITY

You can call and answer with a simple voice command and check your phone book without being distracted from driving. Plus, you receive information on the weather in real time and notifications on your calendar appointments.



CALCULATE YOUR SAFETY MARGIN.

Travelling while feeling serene and protected is essential. That's why Panda has up to four airbags as standard.

ABS complete with Brake Assist System, front anti-whiplash headrests, seatbelts with double pretensioners and ISOFIX attachments on the rear seat offer you peace of mind.

For the hill starts, you can rely on the Electronic Stability Control with Hill Holder, capable of measuring out the sprint of your Panda in the best way possible.




ESC WITH HILL HOLDER

Electronic Stability Control with Hill Holder also assists you in hill starts. With Panda, you enjoy driving and trouble-free travelling because it knows when to brake.

TRUST AN ENGINE
THAT ALWAYS
MEETS YOUR
EXPECTATIONS.

Whatever your expectations, Panda has the motoring power to suit your taste. At your disposal are two different petrol-driven engine options. Choose from one of two innovative and eco-friendly selections: the 85 HP and the 90 HP TwinAir Turbo engines.

The TwinAir Turbos represent the next step in cutting-edge automotive design. Both types are able to reduce emissions and fuel consumption by as much as 30% while ensuring you lose nothing when it comes to pure driving enjoyment and fun. Just because you care about the planet doesn't mean you have to compromise on motoring bliss.



To avoid pollution and consume less fuel, Panda offers you simple and effective solutions like the Start&Stop system, which switches off the engine when you are stopped at traffic lights or in traffic, and instantaneously switches it back on when starting off.

eco:Drive™

eco:Drive is a real eco-driving personal trainer always at your disposal. By connecting your smartphone via Bluetooth® to the Uconnect™ radio of Panda, eco:Drive records your driving data and places them at your disposal on both your smartphone and your eco:Drive on-line profile, providing you with a detailed analysis of your driving technique and personalised tips to reduce fuel consumption and emissions.



EURO 6 ENGINES	CITY CAR		CITY SUV	
	Easy	Lounge	4x4	Cross
0.9 TwinAir 85 HP Start&Stop	•	•	•	
0.9 TwinAir 90 HP Start&Stop				•

Body colour code	Easy	Lounge	4x4	Cross
296 Pastel Ambient White	•	•	•	•
601 Pastel Darkwave Black	•	•	•	•
078 Pastel Tango Red	•	•	•	•
516 Pastel Sicilian Orange	•	•	•	-
509 Pastel Tropicalia Yellow	-	-	-	•
466 Metallic Anthracite Grey	•	•	•	•
565 Metallic Active Grey	•	•	•	-
567 Metallic Mediterranean Blue	•	•	•	-
374 Metallic Tuscany Green	-	-	•	-

DISCOVER
THE OTHER SIDE
OF STYLE.



296 AMBIENT WHITE



139



142



313



Part of 9UX Pack



078 TANGO RED



601 DARKWAVE BLACK



14" alloy wheels
optional on Panda Lounge & Easy
(opt. 439)



516 SICILIAN ORANGE



466 ANTHRACITE GREY



15" Silver alloy wheels
optional on Panda Lounge & Easy
(opt. 431)



565 ACTIVE GREY



567 MEDITERRANEAN BLUE



15" burnished alloy wheels
standard on Panda 4x4 (opt. 420)



374 TUSCANY GREEN



509 TROPICALIA YELLOW



15" matt burnished alloy wheels
optional on Panda Cross
(opt. 108 or as part of 9UX Pack)

panda
RANGE

ADD ITS
ACCESSORIES
TO YOUR
STYLE.



Panda is truly a one-of-a-kind car, but you can decide to make it even more yours with the accessories specially designed by Mopar. Discover a whole world of creative and original solutions suited to every one of your requirements, whether you want to give it just an extra touch of style or whether you prefer to personalise it throughout, from stickers to alloy wheels, not to mention the roof bars and coat hanger on the head restraint.

ALLOY WHEEL KIT, 15"

Grey and diamond cut. Measurements: 6J x 15" (ET35).
To be fitted with 185/55R 15 tyres.
For 4x4 version:
175/65 R15 tyres. Use specific hubcaps.
Comprised of 4 wheels 50926780.

50926782

TYRE VALVE CAPS WITH FIAT LOGO

71805100



BOOT PROTECTION (COVER BACK FENDER)

50926623



STICKER LETTERING

Set of 2 decals
(lateral front doors).

50926866



EXHAUST TAIL PIPE

51923935



REAR SEATS PROTECTION

It can be used in a 50% seat cover configuration.

51930794



MOULDED CARGO TRAY

With Panda logo. Incompatible with OPT running back seats.

50926621

panda
RANGE



MATT RED

MIRROR COVERS

735551002

LONGITUDINAL BARS
Set of 2.

50926777

HUBCAPS

Set of 4 for alloy wheels.

50926785



MATT VIOLET

MIRROR COVERS

735551003

LONGITUDINAL BARS

Set of 2.

50926774

HUBCAPS

Set of 4 for alloy wheels.

50926786



SILVER

MIRROR COVERS

735551000

LONGITUDINAL BARS

Set of 2.

50926776

HUBCAPS

Set of 4 for alloy wheels.

50926783



CAR ALARM

Modular car alarm managed by means of the vehicle's original remote. Provides anti-intrusion protection for doors, bonnet and trunk, and ensures the volumetric protection of the cockpit. Complete with self-powered siren.

- Full integration with onboard electronics
- Quick installation
- 3-year warranty

50926633



MULTIMEDIA ADAPTER

The multimedia adapter plays - through the car's audio system - the digital audio stored on USB devices and media players, and the analog audio through USB and AUX ports of the adapter. It is possible to play different types of digital audio files. (.MP3, .WMA, .OGG). All audio files on iPod/iPhone reproduced by these devices, will also be played from the car's audio through the "Multimedia Adapter".

50926305



PARROT MINIKIT SLIM

Portable Bluetooth® handsfree kit for mobile and smartphones.

71805954

panda
RANGE



CARGO NET

To be fitted in the boot floor.

50926622



DETACHABLE TOW BAR WITHOUT WIRING SYSTEM

Without electrical cables. Excluding CNG and GPL versions. In the presence of OPT 508 deactivate parking sensors (when not towing).

51887897

*TOW BAR FOR 4X4 AND TREKKING VERSIONS.

Without electrical cables. Excluding CNG and GPL versions. In the presence of Option 508 unplug the tow ball (when not towing).

51926369

* FIXED TOW BAR WITHOUT WIRING SYSTEM

Without electrical cables. Excluding CNG and GPL versions. In the presence of OPT 508 deactivate parking sensors (when not towing).

50926579

* CONNECTION ADAPTOR FOR TOW BAR WIRING SYSTEM 7/13 PIN

50903489

* CONNECTION CABLE 7 PIN

For detachable tow bar.

51930304

For fixed tow bar.

51930302



UTILITY KIT

Set comprises one cup holder and 2 multifunction covers.

50926876

CAR COVER*

50926861



CROSS BARS

On longitudinal bars.
Personalised with Panda Logo.

50926337



BIKE CARRIER

Top aluminium.

71805771

BIKE CARRIER

Standard steel.

71805770



ROOF BARS

Personalised with Panda Logo.

50926336



490L CARGO BOX

Roof cargo container made of graphite grey ABS with dual side open system.
With security lock and rear Fiat Logo.
Measures: cm 195x80x40. Capacity: 490L.

71805134

* Picture not present in the catalogue

SPECIFICATIONS

Model version	Easy	Lounge	Lounge 4x4	Cross 4x4
Engine and drivetrain				
Engine type	0.9 TwinAir Turbo	0.9 TwinAir Turbo	0.9 TwinAir Turbo	0.9 TwinAir Turbo
Displacement (cm³)	875	875	875	875
Emission control	Euro 6	Euro 6	Euro 6	Euro 6
Maximum power (kW @ r/min)	63 @ 5500	63 @ 5500	63 @ 5500	66.2 @ 5500
Maximum torque (Nm @ r/min)	145 @ 1900	145 @ 1900	145 @ 1900	145 @ 1900
Transmission	5-Speed Manual	5-Speed Manual	6-Speed Manual	6-Speed Manual
Transmission drive	FWD	FWD	4x4	4x4
No. of cylinders and layout	2 IL	2 IL	2 IL	2 IL
Bore x stroke (mm)	80.5 x 86	80.5 x 86	80.5 x 86	80.5 x 86
Top speed (km/h)	177	177	166	167
Acceleration 0-100km/h (s)	11,2	11,2	12,1	12,0
Fuel type	Petrol	Petrol	Petrol	Petrol
Fuel consumption - urban (l/100km)	5,0	5,0	5,9	5,9
Fuel consumption - extra urban (l/100km)	3,8	3,8	4,3	4,3
Fuel consumption - combined (l/100km)	4,2	4,2	4,9	4,9
Suspension (front) - Independent - MacPherson with lower transversal wishbone and auxiliary crossmember	•	•	•	•
Suspension (rear) - Interconnected wheels with torsion beam	•	•	•	•
Steering				
Rack and pinion with electric Dualdrive power steering	•	•	•	•
Turning circle (m)	9,3	9,3	9,7	9,7
Electrical system (12 V)				
Battery capacity (Ah)	63	63	63	63
Alternator: max. current (A)	120	120	120	120
Exterior features				
Wheels and tyres	175/65 R14 Steel	175/65 R14 Steel	175/65 R15 Steel	185/65 R15 Steel
LED Daytime running lights	N/A	N/A	N/A	•
Body colour exterior door handles	N/A	•	•	N/A
Front fog lamps	N/A	•	•	•
Side mirrors - electric and heated	N/A	N/A	N/A	•
Side mirrors - electric	•	•	•	N/A
Roof rails	N/A	•	•	N/A
Side protective strip	•	•	•	•
Space saver spare wheel tyre	•	•	•	•
Tow hook	•	•	•	•

Model version	Easy	Lounge	Lounge 4x4	Cross 4x4
Interior features				
Seat trim	Cloth	Cloth	Cloth	Cloth
Leather steering wheel	N/A	•	N/A	•
Air conditioner	Manual	Auto	Auto	Auto
VP1 - Autoradio	•	N/A	N/A	N/A
VP2 - Autoradio	N/A	•	•	•
Bluetooth	N/A	•	•	•
Auxiliary input	N/A	•	•	•
CD	•	N/A	N/A	N/A
USB	N/A	•	•	•
MOPAR floor mats	•	•	•	•
Split rear seats 60/40	•	•	•	•
Speakers	2	4	4	4
Electric windows front	•	•	•	•
Steering wheel adjustments	•	•	•	•
Steering wheel switches	N/A	•	•	•
Front seat with mechanical adjustment	•	•	•	•
Technology, safety and security				
Immobiliser	•	•	•	•
Door unlocking & locking by remote control	•	•	•	•
Child restraint system (ISOFIX)	•	•	•	•
Driver front airbag	•	•	•	•
Front passenger airbag	•	•	•	•
Head side airbag	•	•	•	•
ABS + EBD	•	•	N/A	N/A
ESP	N/A	N/A	•	•
Tyre pressure monitoring system	•	•	•	•
Rear parking sensors	N/A	•	•	•
Stop & Start	•	•	•	•
External temperature sensor	•	•	•	•
VDC - Vehicle Dynamic Control	•	•	•	•
Hill Descent Control	N/A	N/A	N/A	•
Smartphone cradle	N/A	•	•	•
Dimensions and capacities				
Height (mm)	1551	1551	1605	1657
Length (mm)	3653	3653	3686	3705
Width (mm)	1882	1882	1882	1882
Wheelbase (mm)	2300	2300	2300	2300
Front track (mm)	1409	1409	1411	1403
Rear track (mm)	1407	1407	1408	1406
Luggage capacity (l)	225	225	225	225
Kerb weight DIN (kg)	975	975	1050	1090
Fuel tank capacity (l)	37	37	37	37



www.fiat.co.za

DISCLAIMER:

The information contained in this brochure is provided as is and without any warranties of any kind, whether expressed or implied, including but not limited to, implied warranties of satisfactory quality, fitness for a particular purpose and/or correctness. The contents of this brochure is for general information purposes only and does not constitute advice. Fiat Group Automobiles South Africa (Pty) Ltd does not represent or warrant that the information and/or specifications contained in this brochure are accurate, complete or current and specifically stipulate that certain vehicle details and specifications contained in this brochure may differ in available models. Therefore, Fiat Group Automobiles South Africa (Pty) Ltd makes no warranties or representations regarding the use of the content, details, specifications or information contained in this brochure in terms of their correctness, accuracy, adequacy, usefulness, timeliness, reliability or otherwise, in each case to the fullest extent permitted by law.