

FULLBACK

BUILT FOR YOUR WORK. AND FOR YOUR LIFE.





FULL COMFORT

Comfort is essential at work, too. This is why **WE HAVE MADE THE NEW FULLBACK SO WELCOMING:** so that you will never get tired of using it, even after you call it a day.

Nothing is left to chance: ergonomic seats, spacious interiors that are perfectly air-conditioned and soundproofed and a driving position with optimal visibility. Everything is built to make it even more comfortable.

Packed with technological devices, like the **TOUCHSCREEN MULTI-FUNCTIONAL RADIO** with **NAVIGATOR**, **BLUETOOTH®** connection, a **REAR-VIEW CAMERA** for easy parking, the new Fullback is the perfect vehicle for keeping in touch with your job and your lifestyle.



DOUBLE CAB | LEATHER INTERIORS.



EXTENDED CAB FABRIC INTERIORS.



TOUCHSCREEN MULTIFUNCTIONAL RADIO WITH NAVIGATOR.



AUTOMATIC TRANSMISSION.



FULL CAPACITY

Ask it for a lot: it will give you all it's got... and more. **FULLBACK IS THE FIAT PROFESSIONAL PICK-UP** available in two versions with **EXTENDED OR DOUBLE CAB** and two trim levels: **SX** and **LX**.

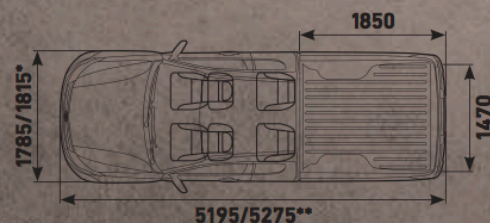
Agile, versatile and unstoppable. The new Fullback is the ideal vehicle for you and your work with **A CARGO BED UP TO 1.85 M LONG AND OVER 4 TONNES OF TOTAL LOADING CAPACITY: UP TO 3.1 TONNES OF TOWING CAPACITY** and no less than **1 TONNE OF PAYLOAD**.

Furthermore, with its distinctive style and **SMALL STEERING CIRCLE (5.9 M)**, the new Fullback is perfect in town as well.



EXTENDED CAB VERSION

4 seats.

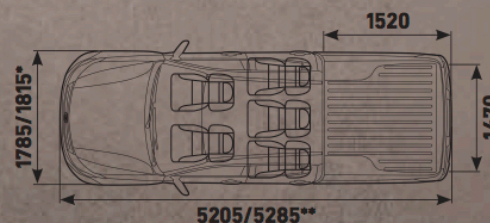


* SX/LX

** WITH BUMPER

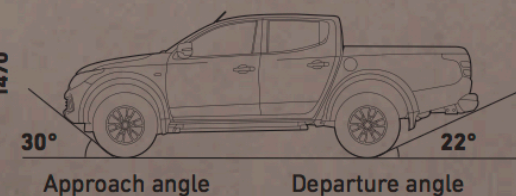
DOUBLE CAB VERSION

5 seats.



OFF-ROAD PERFORMANCE

With exclusive 4WD Electronic Select to send the most torque to each wheel and switch from two to four drive wheels.



THE NEW PROFESSIONAL PICK-UP



ENGINE VERSIONS

The new Fullback has an **ALL ALUMINIUM** diesel engine and is available in two versions with 150 HP or 180 HP.

Two transmissions: 6-speed manual or 5-speed automatic.

DIESEL 2.4 150 HP

Displacement: 2442 cm³
Emissions standard: Euro 5
Power: 113 kW @ 3500 rpm
Torque: 380 Nm @ 1500/2500 rpm
Injection: Common Rail direct
Traction: 2WD or 4WD
Consumption* (l/100km): 6,4
CO₂ emissions* (g/km): 169

DIESEL 2.4 180 HP 4WD

Displacement: 2442 cm³
Emissions standard: Euro 5
Power: 133 kW @ 3500 rpm
Torque: 430 Nm @ 2500 rpm
Injection: Common Rail direct
Traction: 4WD
Consumption* (l/100km): 6,4
CO₂ emissions* (g/km): 169

* PERFORMANCE FOR 4WD TRACTION





A PRO LIKE YOU



www.fiatprofessional.com