



panda



It may be the new kid on the block today, but we've loved it for thirty years. Despite its unassuming size, it has an infinite capacity for surprising us, as no other car comes close to being quite as simple, functional and innovative. And now it's more stylish than ever and packed with impressive features.

Because that sums up the Panda: simply more.

simply () more

What makes the difference between personality and imitation?


The Panda is inimitable because it has always been a car that lets substance dictate design. This is what makes it unique: the outside reflects the very spirit of the car. Functional, solid, intelligent, free spirited. With its unique style, the Panda, the Panda 4x4 and Trekking, express a desire to think outside the box every day.

Panda. Simply More.

simply (



) design



Sophisticated and unique, like all great Italian design, the Panda's good looks are down to soft yet bold lines, which create the unmistakable style that is there to be enjoyed. Your eye is drawn from the smiley front to the rear with its raised light clusters that give a streamlined look. The side panels and the third window with softened angles create the impression of an uninterrupted glazed surface.



simply  more



*Model shown with optional equipment

The Panda is designed starting from the interior, maintaining perfectly proportioned volumes for the exterior. Beautiful inside and out. And sure enough, **everything in the Panda is simply adorable**, from the dashboard enveloped in a colourful frame, with its spacious storage pocket, to the conveniently high-mounted gear stick and all the other little details you will enjoy discovering and using, like the new space-saving handbrake lever which resembles a computer mouse.

What does it mean to fall in love with substance?

Climb into the Panda and you'll discover what turns
love at first sight into true, everlasting love. **Quality.**
It's something tangible relating to the various design
and production phases of the car: high-resistance materials,
acoustic comfort, finely crafted finishes.
Every element is designed, quite simply, to give you the best.

Panda. Simply More.

simply (



) quality

(quality)



*A car as advanced as this couldn't be made just anywhere.
To produce it, we needed an equally advanced and efficient car plant with
the capacity to turn out Italian-designed and built cars.
The **Pomigliano d'Arco** car plant in Naples: an industrial complex
refurbished over 12 months to provide technological and organisational
excellence, with new systems that are not simply the most advanced in
the Fiat universe, but among the most advanced in the world.*


simply () more

(quality)



Every detail in the Panda is designed to achieve the perfect marriage of style and functionality. This means that the Panda is not just beautiful, it also makes every trip a pleasure. The backrests, for example, are decorated with a squircle motif which, in addition to embellishing the interior, guarantees better air flow and breathability.

simply (more)



What turns every thought into a solution?

Whatever you want to do with it, the Panda will amaze you with its ingenuity. Its creative spirit frees your own: modular spaces, storage compartments, controls on the steering wheel...
Everything is conveniently to hand, everything is easier. With the Panda, functional design doesn't just solve problems: it's the key to endless possibilities.

Panda. Simply More.

simply (

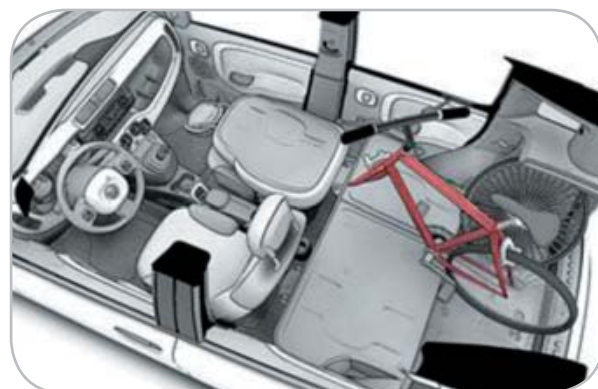


) genius



simply  more

*Model shown with optional equipment



*Optional equipment

The most versatile Panda ever seen.
In the rear, a choice of seat configurations caters to every requirement: either a single folding backrest, 60/40 split* or 50/50 split backrest with a sliding seatbase*.


The passenger seat, meanwhile, can be folded down into a table to maximise longitudinal loading space or to provide a chaise-longue for a back seat passenger*.

The Panda really has no limits: by folding the seats and adding the Cargo Box container*, the load platform becomes virtually flat, letting you take whatever you want with you.



On the road with the new Blue&Me TomTom 2 LIVE*, *your freedom is unlimited.* At the touch of a button, or using the voice commands, you can view the functions available on the navigator screen for using your mobile phone in complete safety thanks to Bluetooth® technology, reach your destination more quickly or listen to your favourite music.

The device combines the advantages of an infotainment system which is integrated and connected with those of a portable, next-generation navigator.



*Optional equipment



What lets you go beyond every limit?

Now you can choose to go on your way, whatever the route. With the Panda 4x4 and Panda Trekking, rough terrains are no excuse, because they are always ready to take on any challenge, with spirit and charm. Carefree and brilliant by nature, they have a precious talent: turning every little obstacle into a great occasion to have some fun.

Panda. Simply More.

simply (



) everywhere



4x4

simply (i) more

(everywhere)

4x4

The Panda has truly become unstoppable thanks to its automatic four-wheel drive system. You will immediately get that *feeling of adventure* that only a car like this can give you: the weight and compact size guarantee unique agility for the most compact 5-seater* off-road car on the market. Perhaps it's due to its high ride, or its front and rear bumper guards, or its chunky wings with protective plastic mouldings, or its purposeful stance: the Panda 4x4 gives the distinct impression of being well equipped to help you take on the challenge of any road type.



simply (i) more



*Optional equipment



simply  more

*Model shown with optional equipment




simply (P) more

(everywhere)

TREKKING

If you need to get around smoothly both in town and outside it, the Panda Trekking will win you over with its "all terrain" look and free spirit.

The Panda Trekking is equipped with front wheel drive with **Traction+**, the electronic system that increases the vehicle traction by distributing torque between the front wheels in the best possible way. Thanks to this system, the Panda Trekking also allows you to tackle slippery surfaces such as mud and snow, with ease, but with the fuel consumption and emission levels of a 4x2.





TREKKING

simply (i) more

What's the **greatest** strength of all?

*The Panda loves people and loves the environment too.
That's why it has made protecting both its mission. All its safety devices
work to ensure you travel safely, while the engines and eco-friendly
technology cut your fuel consumption and emissions at the same time.
In perfect Panda style, it's a concrete way of showing you
how much it cares.*


Panda. Simply More.

simply (



) respect

(respect)



The Panda is a sincere car: it loves the environment, and is happy to prove it. That's why it offers a range of highly efficient engines, with low fuel consumption and respect for the environment. They range from the lively 69hp 1.2 Fire, and the 75hp 1.3 MultiJet II 16v to the range's champion in terms of eco-friendliness: the revolutionary 85hp TwinAir Turbo, which won the much-coveted Engine of the Year 2011 award for its ability to cut fuel consumption and emissions.



To reduce consumption and pollution at the same time, the Panda offers simple and effective solutions, like the Start&Stop system*, which stops the engine when you are standing at lights or in traffic and starts it again instantly when you set off.



Dualogic™ is the latest-generation robotised gearbox** that guarantees a comfortable and fun drive, while reducing fuel consumption and emission levels. You can select the automatic mode for stress-free city driving or long journeys, or the sequential mode to enjoy shifting gears at the touch of a lever and thus with minimum effort.



eco:Drive™

eco:Drive is your eco-friendly personal driving trainer which is always at your service.

Simply record your driving data on a USB drive plugged into the Blue&Me™ port*** and download the data to a computer for detailed analysis of your driving style and personalised tips on how to reduce fuel consumption and emissions.

*not available on 1.2 69hp engine

**Easy and Lounge 85hp TwinAir engine only

***optional equipment

(respect)



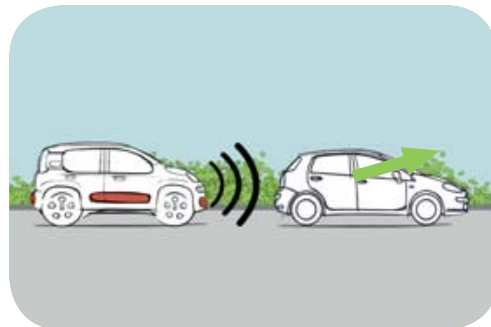
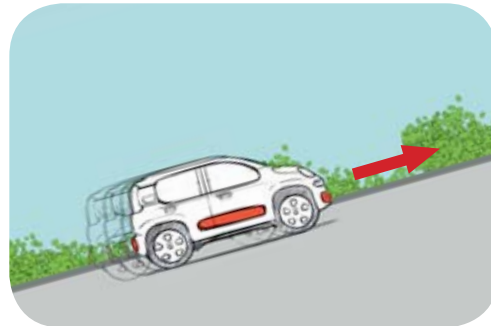
simply () more

Model shown may be fitted with optional equipment

With the Panda, surprises are the order of the day, but only good ones.

That's why it comes with 4 airbags, ABS complete with Brake Assist System, front head restraints with anti-whiplash system and rear seatbelts with pretensioners and ISOFIX attachments all as standard. In addition to these, the Panda comes with an Electronic Stability Program* complete with Hill-Holder which helps the driver during hill starts.

*standard on all versions from July 2014



With the Panda, you can have fun driving without a care in the world, because it knows exactly when to put a brake on all its energy. This is thanks to **City Brake Control****, an innovative driving assistance system, capable of recognising obstacles in front of the car and of braking automatically when the driver fails to avoid them. By analysing certain parameters such as the position of the obstacles, the relative speed of vehicles, the turning angle and the pressure on the accelerator, City Brake Control intervenes, avoiding collision altogether or reducing its severity.

**optional equipment

(respect)



simply (i) more

What does it take to be original?

The Panda has always been a car that lets you give free rein to your imagination.
Have fun choosing from the colours, trim levels and off-road versions to create a car that's just as unique as you. The combinations are endless. You can choose the practical, essential Pop version, designed for those who love the beauty of simplicity. Or you can let yourself go with the Easy trim level: a vast range of colours, patterns and optionals really worth discovering. But if you're the kind of person who never settles for less than the best, then the Panda for you is called Lounge: the top of the range for style and functionality. And if you want to venture beyond the asphalt, the Trekking or 4x4 are your ideal companions. The choice is yours.

Panda. Simply More.



4x4 MAIN STANDARD EQUIPMENT

(As Lounge, plus)

Style

Bumpers with silver skid plate, specific side and wing mouldings, 15" smoked alloy wheels

Equipment

All wheel drive, ESC, ELD (Electronic Locking Differential), TPMS*, Blue&Me™ (Bluetooth® and USB) with steering wheel commands.

LOUNGE MAIN STANDARD EQUIPMENT (As Easy, plus)

Style

Body-coloured, electrically adjustable, heated door mirrors. Body-coloured door handles, side mouldings.

Equipment

ESC*, TPMS*, Front fog lights, 15" alloy wheels.

TREKKING

MAIN STANDARD EQUIPMENT

(As Lounge, plus)

Style

Bumpers with silver skid plate, side and wing mouldings, 15" alloy wheels.

Equipment

ESC, Traction+, TPMS*, Blue&Me™ (Bluetooth® and USB) with steering wheel commands.

EASY MAIN STANDARD EQUIPMENT (As Pop, plus)

Style

Roof rails, version specific hubcaps.

Equipment

ESC*, TPMS*, Radio with CD and MP3 player and 6 speakers, remote control central door locking, rear head restraints, manual air conditioning.

POP MAIN STANDARD EQUIPMENT

Style

Body-coloured bumpers.

Equipment

ESC*, TPMS*, 4 airbags (driver and passenger front airbags, window airbags), Dualdrive™ electric power steering, electric front windows, central locking, radio with CD and MP3 player and 4 speakers, front head restraints with anti-whiplash system.

*standard from July 2014

(creativity)



Uniqueness is a question of details.
That's why the Panda offers you a wide
range of accessories designed to enrich
and customise your car. Explore them all,
then choose the ones for you.

Lettering Sticker



Coat hanger on head restraint



Squircles Sticker



Panda Badge



Personalisation with camouflage stickers,
15" diamond-finished alloy rims and roof bars.

Key cover (pack of 2)



Seat back storage pocket



(creativity)

(creativity)



With the Panda, all your fun is to hand thanks to the **Nitro kit**.

- Freebox
- Roof bars
- Nitro snowboard
- Nitro backpack
- Freestyle-Nitro sticker

Make your Panda even cooler with longitudinal roof bars, mirror fairings and hub caps in:

- Vivace red • Pastel beige
- Pastel purple • Silver grey

15" alloy rims with diamond anthracite finish.



296 Ambient White - Pastel



289 Cancan Red - Non-standard pastel



601 Darkwave Black - Non-standard pastel



715/A Sweet Candy Beige - Non-standard pastel



147/B Sunset Red - Metallic



567/A Mediterranean Blue - Metallic



854 Venetian Blue - Metallic



565 Active Grey - Metallic



516/A Sicilian Orange - Non-standard pastel



374/C Tuscany Green - Metallic



TRIM LEVEL		POP	EASY		LOUNGE			Trekking - 4x4		
Code		107	181	125	376	381	319	232	205	253
Fabric colour	Seats	Red / Charcoal	Sand / Charcoal	Charcoal / Red	Sand / Charcoal	Charcoal / Red	Blue / Pearl Grey	Pumpkin / Charcoal	Sand / Charcoal	Sand / Olive
	Panels	Dark Grey	Sand	Red	Sand	Red	Pearl Grey	Pumpkin	Sand	Sand
Dashboard fascia		Anthracite	Sand	Grey	Sand	Red	Blue	Grey	Sand	Olive
Steering wheel cover and interior door handles		Black	Black		Sand	Black	Black	Grey	Sand	Black
PASTEL COLOURS		OPT								
296	Ambient White	5CH	■	■	■	■	■	■		■
289	Cancan Red*	5B2	■	■	■	■	■			
516/A	Sicilian Orange*	5CK						■		
601	Darkwave Black*	5CJ	■	■	■	■	■	■	■	■
715/A	Sweet Candy Beige*	5CB		■		■	■		■	■
METALLIC / METAL FLAKE COLOURS										
147/B	Sunset Red	5DP		■		■	■		■	
374/C	Tuscany Green	5CE							■	■
565	Active Grey	5CC	■	■	■	■	■	■		■
567/A	Mediterranean Blue	5DN				■	■		■	
854	Venetian Blue	5DR		■			■		■	

* Non-standard

simply  more

POP



107 Tricot Fabric
Red / Charcoal
Anthracite dashboard fascia

EASY



181 Rubik Fabric
Sand / Charcoal
Sand dashboard fascia

125 Rubik Fabric
Charcoal / Red
Grey dashboard fascia

LOUNGE




376 Rubik Fabric
Sand / Charcoal
Sand dashboard fascia

381 Rubik Fabric
Charcoal / Red
Red dashboard fascia

319Rubik Fabric
Blue / Pearl Grey
Blue dashboard fascia

Trekking - 4x4



232 Risico Fabric / Eco-leather
Pumpkin / Charcoal
Grey dashboard fascia



205 Risico Fabric / Eco-leather
Sand / Charcoal
Sand dashboard fascia



253 Risico Fabric / Eco-leather
Sand / Olive
Olive dashboard fascia

(creativity)

TECHNICAL CHARACTERISTICS		1.2 8v 69hp Pop / Easy / Lounge		0.9 TwinAir Turbo 85hp Start&Stop Easy / Lounge		1.3 Multijet 16v 75hp Start&Stop Pop / Easy / Lounge			0.9 TwinAir Turbo 85hp Start&Stop Trekking		1.3 Multijet 16v 75hp Start&Stop Trekking		0.9 TwinAir Turbo 85hp Start&Stop 4x4		1.3 Multijet 16v 75hp Start&Stop 4x4	
ENGINE																
No. of cylinders, layout	4 in line. Transverse, front		2 in line. Transverse, front		4 in line. Transverse, front				2 in line. Transverse, front		4 in line. Transverse, front		2 in line. Transverse, front		4 in line. Transverse, front	
Bore x stroke (mm)	70.8 x 78.9		80.5 x 86.0		69.6 x 82.0				80.5 x 86.0		69.6 x 82.0		80.5 x 86.0		69.6 x 82.0	
Displacement (cm³)	1242		875		1248				875		1248		875		1248	
Emission standard	Euro 6		Euro 6		Euro 5+				Euro 6		Euro 5+		Euro 6		Euro 5+	
Compression ratio	11.1 : 1		10 : 1		16.8 : 1				10 : 1		16.8 : 1		10 : 1		16.8 : 1	
EC max power: hp (kW) at rpm	69 (51) 5500		85 (63) 5500	77.5 (57) ¹⁾ 5500	75 (55) 4000				85 (63) 5500		75 (55) 4000		85 (63) 5500		75 (55) 4000	
EC max torque: Nm (kgm) at rpm	102 (10.4) 3000		145 (14.8) 1900	100 (10.2) ¹⁾ 2000	190 (19.4) 1500				145 (14.8) 1900		190 (19.4) 1500		145 (14.8) 1900		190 (19.4) 1500	
TRANSMISSION																
Drive	front		front		front				front with “Traction+”		front with “Traction+”		4x4 with automatic engagement		4x4 with automatic engagement	
Gearbox, no. of gears	5 + Reverse		5 + Reverse / Dualogic™		5 + Reverse				5 + Reverse		5 + Reverse		6 + Reverse		5 + Reverse	
STEERING SYSTEM																
Type	Rack and pinion with Dualdrive™ electric power steering								Rack and pinion with Dualdrive™ electric power steering							
Turning circle (m)	9.3		9.3		9.3				9.7		9.7		9.7		9.7	
BRAKES																
Front: Ø (mm)	Disc - 257 x 12		Ventilated disc - 257 x 22		Ventilated disc - 257 x 22				Ventilated disc - 257 x 22		Ventilated disc - 257 x 22		Ventilated disc - 257 x 22		Ventilated disc - 257 x 22	
Rear: Ø (mm)	Drum - 203		Drum - 203		Drum - 203				Drum - 203		Drum - 203		Disc - 240 x 11		Disc - 240 x 11	
SUSPENSION																
Front	Independent. MacPherson type								Independent. MacPherson type							
Rear	Torsion beam								Torsion beam							
DIMENSIONS																
Wheelbase (mm)	2300		2300		2300				2300		2300		2300		2300	
Front / rear track (mm)	1409 / 1407		1409 / 1407		1409 / 1407				1414 / 1408		1414 / 1408		1411 / 1408		1411 / 1408	
Length (mm)	3653		3653		3653				3686		3686		3686		3686	
Width (mm)	1643 (without mirrors) 1882 (with mirrors)		1643 (without mirrors) 1882 (with mirrors)		1643 (without mirrors) 1882 (with mirrors)				1672 (without mirrors) 1882 (with mirrors)		1672 (without mirrors) 1882 (with mirrors)		1672 (without mirrors) 1882 (with mirrors)		1672 (without mirrors) 1882 (with mirrors)	
Height (mm)	1551		1551		1551				1605		1605		1605		1605	
VDA luggage capacity (dm³) min/max	225/870		225/870		225/870				225/870		225/870		225/870		225/870	
WHEELS																
Tyres	Pop + Easy	175/65 R14 82T	175/65 R14 82T		175/65 R14 82T				175/65 R15 84T M+S		175/65 R15 84T M+S		175/65 R15 84T M+S		175/65 R15 84T M+S	
	Lounge	185/55 R15 82T	185/55 R15 82T		185/55 R15 82T											
WEIGHT - CAPACITIES																
Kerb weight DIN (kg)	1015		1050		1110				1050		1110		1125		1190	
Max towable weight (kg)	800 (braked) 400 (non-braked)		800 (braked) 400 (non-braked)		900 (braked) 400 (non-braked)				800 (braked) 400 (non-braked)		900 (braked) 400 (non-braked)		800 (braked) 400 (non-braked)		900 (braked) 400 (non-braked)	
Fuel tank capacity (litres)	37		37		37				35		35		35		35	
PERFORMANCE																
Top speed (mph)	102		110		104				106		100		103		99	
Acceleration (sec.): 0 – 62 mph	14.2		11.2 / 11.5		12.8				11.5		13.2		12.1		14.5	
FUEL CONSUMPTION (Directive 2004/3/EC) mpg (l/100 km)*																
urban cycle	42.8 (6.6)		56.5 (5.0) / 58.9 (4.8)**		60.1 (4.7)				54.3 (5.2)		60.1 (4.7)		47.9 (5.9)		57.6 (4.9)	
extra-urban cycle	65.7 (4.3)		74.3 (3.8) / 76.3 (3.7)**		80.7 (3.5)				67.3 (4.2)		74.3 (3.8)		65.7 (4.3)		61.4 (4.6)	
combined cycle	55.4 (5.1)		67.3 (4.2) / 68.9 (4.1)**		72.4 (3.9)				61.4 (4.6)		68.9 (4.1)		57.6 (4.9)		60.1 (4.7)	
Combined exhaust CO ₂ emissions (g/km)	119		99 / 95**		103				105		108		114		124	

¹⁾ Values refer to operation in ECO mode
* Fuel consumption and CO₂ figures are obtained in accordance with EC directives/regulations and may not be representative of real-life driving conditions. Factors such as driving style, weather and road conditions may also have a significant effect on fuel consumption.
** For Duallogic versions

STANDARD AND OPTIONAL EQUIPMENT		POP	EASY	LOUNGE	TREKKING	4x4
COMFORT / FUNCTIONALITY						
Body coloured bumpers		■	■	■	-	-
Body coloured bumpers - "off road" type		-	-	-	■	■
DRL (daytime running lights)		■	■	■	■	■
Roof rails	357	○	■	■	■	■
Body coloured door mirrors	5J8	-	○	■	■	■
Body coloured door handles	61A	-	○	■	■	■
Side mouldings	927	○	○	■	-	-
"Off Road" protective side mouldings with side protection strips		-	-	-	■	■
Sky Dome electric sunroof	400	-	○	○	-	-
Dark tinted privacy glass	070	-	○	○	○	○
14" steel wheels with full wheel cap and 175/65 R14 tyres		■	■	-	-	-
14" alloy wheels with 175/65 R14 tyres	439	-	○	-	-	-
15" alloy wheels with 185/55 R15 tyres	433	-	○	■	-	-
15" smoked alloy wheels with 175/65 R15 M+S tyres	432	-	-	-	■	■
Leather steering wheel and gear lever knob	320	-	○	○	○	○
High central console	465	-	○	○	■	■
Matt silver grey longitudinal roof bars		△	△	△	△	△
Matt pastel beige longitudinal roof bars		△	△	△	△	△
Matt pastel red longitudinal roof bars		△	△	△	△	△
Matt pastel purple longitudinal roof bars		△	△	△	△	△
Matt silver grey door mirror fairings		△	△	△	△	△
Matt pastel beige door mirror fairings		△	△	△	△	△
Matt pastel red door mirror fairings		△	△	△	△	△
Matt pastel purple door mirror fairings		△	△	△	△	△
Silver grey hub cap set for alloy rims		△	△	△	△	△
Pastel beige hub cap set for alloy rims		△	△	△	△	△
Vivace red hub cap set for alloy rims		△	△	△	△	△
Pastel purple hub cap set for alloy rims		△	△	△	△	△
15" alloy rims with diamond/anthracite grey finish with 185/55 R15 tyres - not compatible with snow chains		△	△	△	-	-
15" alloy rims with diamond/anthracite grey finish and 175/55 R15 tyres		-	-	-	△	△
External Camouflage stickers (3 graphics for bonnet, rear bumper and tailgate)		△	△	△	△	△
External Squircles stickers (3 graphics for bonnet, rear bumper and tailgate)		△	△	△	△	△
External Lettering stickers (2 graphics for front doors)		△	△	△	△	△
Tyre valve caps with Fiat logo		△	△	△	△	△
Short stem aerial		△	△	△	△	△
Key cover set (beige with Panda tampography + glow-in-the-dark white)		△	△	△	△	△
Key cover set (red with Panda tampography + glow-in-the-dark white)		△	△	△	△	△

■ = standard ○ = optional - = not available △ = Lineaccessori

STANDARD AND OPTIONAL EQUIPMENT		POP	EASY	LOUNGE	TREKKING	4x4
Key cover set (grey with Panda tampography + glow-in-the-dark white)		△	△	△	△	△
Panda Badge		△	△	△	△	△
Chrome-plated exhaust tail pipe		△	△	△	△	△
Height-adjustable steering wheel		■	■	■	■	■
Control panel with Trip computer		■	■	■	■	■
Dualdrive™ electric power steering with "City" mode		■	■	■	■	■
Start&Stop (not available with 1.2 69 hp engine)		■	■	■	■	■
Electric front windows		■	■	■	■	■
Central door locking		■	■	■	■	■
"Smart Fuel" refuelling system		■	■	■	■	■
Driver's side sunvisor with courtesy mirror		■	■	■	■	■
12 V power socket		■	■	■	■	■
Fix&Fold rear seat (2 person)		■	■	■	■	■
Height-adjustable driver seat	626	■	■	■	■	■
Remote control central door locking	008	-	■	■	■	■
Air conditioning with pollen filter	025	○	■	■	■	■
Electrically adjustable door mirrors with demister	041	○	○	■	■	■
Dualogic™ transmission (only available with TwinAir 85 hp Petrol engine)*	407	-	○	○	-	-
Rear parking sensors	508	-	○	○	○	○
Comfort kit (rear grab handles, driver side sunglasses holder, height-adjustable front seat belts)	890	○	○	○	○	○
Automatic climate control with pollen filter	140	-	○	○	○	○
Passenger seat folding table	295	-	-	○	○	○
Fix&Fold (3 person) rear seat	273+965	○	○	○	○	○
Fix&Fold rear seat with 60/40 split (3 person)	273+195	○	○	○	○	○
Smoker's kit	665	○	○	○	○	○
Protective carpet mats		△	△	△	△	△
Nitro kit (freestyle-Nitro sticker, freebox, roof bars, snowboard, backpack)		△	△	△	△	△
Roof bars personalised with Panda logo		△	△	△	△	△
Longitudinal roof bars personalised with Panda logo		△	△	△	△	△
Standard steel bicycle rack		△	△	△	△	△
Top-of-the-range aluminium bicycle rack		△	△	△	△	△
Rack for 3 pairs of skis or 2 snowboards		△	△	△	△	△
Rack for 4 pairs of skis or 2 snowboards		△	△	△	△	△
Windsurfing board carrier		△	△	△	△	△
Kayak rack		△	△	△	△	△
360L freebox with Fiat logo		△	△	△	△	△
490L freebox with Fiat logo		△	△	△	△	△
Fixed tow hook		△	△	△	△	△
13 pole wiring		△	△	△	△	△

* Linked to ESP

■ = standard ○ = optional - = not available △ = Lineaccessori

STANDARD AND OPTIONAL EQUIPMENT		POP	EASY	LOUNGE	TREKKING	4x4
7/13 pole adapter		△	△	△	△	△
Retractable pull-out tow hook		△	△	△	△	△
13 pole adapter West		△	△	△	△	△
Tow hook mounted bicycle rack		△	△	△	△	△
Semi-rigid boot liner with Panda logo		△	△	△	△	△
Cargo safety net		△	△	△	△	△
Rear seat protection		△	△	△	△	△
Luggage compartment floor retaining net		△	△	△	△	△
Partition net for animals		△	△	△	△	△
Coat hanger on head restraint		△	△	△	△	△
SAFETY						
ABS + EBD (Electronic Brake Distribution)		■	■	■	■	■
Front anti-whiplash head restraints		■	■	■	■	■
Driver and passenger front airbags		■	■	■	■	■
Window airbags		■	■	■	■	■
2 Rear head restraints	182	○	■	■	■	■
Front fog lights	097	○	○	■	■	■
Fix&Go - Tyre inflation repair kit		■	■	■	■	■
ESC (Electronic Stability Program) + ASR + HILL HOLDER + ELD (electronic locking differential)		-	-	-	-	■
ESC (Electronic Stability Program) + ASR + HILL HOLDER + TRACTION PLUS		-	-	-	■	-
ESC (Electronic Stability Program) + ASR + HILL HOLDER	392	■	■	■	-	-
TPMS (Tyre Pressure Monitoring System)	7B2	■	■	■	■	■
Front side airbags	505	○	○	○	○	○
Space-saver spare wheel	803	○	○	○	○	○
Alarm for cars with and without remote control		△	△	△	△	△
Parking assistance system with 4 rear sensors		△	△	△	△	△
Anti-theft wheel bolts		△	△	△	△	△
Baby One Plus G0+ seat (-13 kg)		△	△	△	△	△
Junior G2/3 seat (15-36 kg)		△	△	△	△	△
Isofix G0/1 seat (-18 kg)		△	△	△	△	△
Platform for Isofix G0/1 seat		△	△	△	△	△
Scout G2/3 seat (15-36 kg)		△	△	△	△	△
Bulb kit		△	△	△	△	△
Safety kit		△	△	△	△	△

■ = standard ○ = optional - = not available △ = Lineaccessori

STANDARD AND OPTIONAL EQUIPMENT		POP	EASY	LOUNGE	TREKKING	4x4
PACKS						
CLIMATE PACK - Automatic climate control system - Heated windscreen Heated electric door mirrors - Outside temperature sensor	5NE	-	-	○	-	-
STYLE PACK - 15" alloy wheels with 185/55 R15 tyres - Front fog lights	6H7	-	○	-	-	-
TECHNO PACK - Blue&Me TomTom 2 LIVE, Blue&Me (Bluetooth + USB) 10-button radio / telephone controls on steering wheel	6R8	-	○	○	-	-
4-SEAT FLEX PACK: Passenger Seat Folding Table, Drivers Seat Slipcover With Zip + Functionality Pouch, Split Rear Seat 50/50 With Sliding Rear Seat, Luggage Net, Height Adjustable Driver's Seat, Comfort Kit	6W9	-	○	○	○	○
5-SEAT FLEX PACK: 40/60 Split Rear Seat, Cargo Box, Three Rear Seatbelts & Head Restraints, Driving Seat Slipcover With Zip + Functionality Pouch, Passenger Seat Folding Table, Height Adjustable Drivers Seat, Comfort Kit	6WC	-	○	○	○	○
WINTER PACK (Heated Windscreen, Heated front seats)	6R7	-	○	○	-	-
ACTIVE SAFETY PACK (ESP + ASR + Hill Holder, Rear Parking Sensors, City Brake Control)	5NG	-	○	○	-	-
AUDIO / TELEMATICS						
Radio with CD/MP3 player (4 speakers)		■	-	-	-	-
Radio with CD/MP3 player (6 speakers)		-	■	■	■	■
Blue&Me™ with 10-button radio/phone controls on steering wheel	6RR	○	○	○	■	■
My port (provision for TomTom built into the dashboard)	68R	○	○	○	○	○
USB cable for iPod and iPhone with winder		△	△	△	△	△
Bluetooth® Parrot MKi9100 hands-free kit		△	△	△	△	△
Blue&Me TomTom 2 LIVE		△	△	△	△	△
Sucker kit and power supply cable for Blue&Me TomTom		△	△	△	△	△
Multimedia adapter kit **		△	△	△	△	△

** For vehicles without Blue&Me™

■ = standard ○ = optional - = not available △ = Lineaccessori



www.fiat.co.uk