



DE LUXE  
**PREFECT**

DE LUXE  
**ANGLIA**





THERE'S more to a product of Ford Motor Company Ltd than looks and a lively performance. Behind every one are new ideas, new materials and new methods of manufacture.

Slip into the front seat of any model and your first reaction to comfort, convenience, design and tasteful finish convince you that this is no ordinary car. It is beautifully built at a price you can afford. There is more for your money.

Ahead of you are thousands of miles of carefree, contemporary motoring which will cost you less. Ford Motor Company Ltd make every penny work hard to build the best at lowest cost. And Service—it can be obtained everywhere—keeps your car running smoothly and more economically.

Ford Motor Company Ltd give you the complete answer in contemporary motoring and a worldwide organisation with spare parts for every model is readily available.

*Wherever you go, whatever  
you do, you are safe  
in the inviting security of your  
Prefect or Anglia.*



WITH the 4-door Prefect or 2-door Anglia it's all so easy and so comfortable. That is the policy with every dashing 5-Star car.

Load up with the family and go for a glide-ride to the shops—the easy way in which these cars respond to their controls makes light of the usual troubles encountered in congested traffic conditions.

Once at the shop, nip into the first parking space, oh! so easy, load up with parcels—there's plenty of room—and let your wife drive home. She'll find the Prefect or the Anglia will handle perfectly.

Out for a weekend or on a business trip? Give either car a sniff of the open road and they're away into the distance. You can then relax and really enjoy driving.

Both take corners in a way usually associated only with more powerful and heavier cars. Suspension, power-to-weight ratios and engines are all winners.

*More room and style at less per mile.*






P R E F E C T



# Beyond Comparison IN INTERIOR COMFORT AND STYLING

A N G L I A

Here is the newly designed Prefect instrument panel with recessed, easy-to-read dials and handy control knobs.



The Anglia too has a completely re-styled instrument panel to complete the already elegant interior.



**Hungry boot.** The boot has a 10 cu. ft. appetite. That means room for everything with something to spare. Here is far more space than you usually expect in a light, family car.

**Crystal clear visibility.** The large side windows wind down for fresh air ventilation. There is a generous shelf underneath the rear window for odds and ends.

**Sit at ease.** There's easy access and plenty of leg-room behind the adjustable front seats. Restyled comfort and upholstery make tedious journeys a pleasure.

**Doors.** Great care has been given to the finish of the four doors. Close them and your luxurious comfort is complete. Automatic retainers hold them in position when open.

**Featherlight controls.** Pendant foot controls are skillfully balanced and designed to keep out draughts, dust and water. Hydraulically assisted clutch and brake pedals take the effort out of driving. 8 inch diameter brakes look after your safety and pull you to a smooth stop.

**Go for a Glide-ride.** *Glide-ride* front suspension gives a silk-soft ride and adds that ease in handling. This is the secret of the Prefect's steadiness when cornering at speed.

**The suspension secret.** Rally drivers have praised the road holding qualities of the Anglia. *Glide-ride* front suspension takes care of you and your car on corners and smooths you softly on your way.

**Step-in styling.** Both front seats tip forward to give easy access through two wide doors to the rear seat. Take a good look at the well-upholstered seats and admire the finish.

**Headroom for hats.** Plenty of room for long-legged passengers with their hats on. The interior has been designed for comfort and roominess. Gear lever, foot controls and hydraulic assisted clutch and brakes are the same as in the Prefect.

**Rear visibility.** The rear window is identical with the Prefect—including the useful shelf for cameras, gloves or anything you want on the journey.

**A holiday hold-all.** Holiday luggage for the family fortnight and the golf clubs. The 10 cu. ft. luggage boot will hold them all and it's completely weatherproof.







You can't help being enthusiastic about the Prefect and Anglia. Wherever you see them, you take another look and admire yet another piece of craftsman styling. The designer's dream of two perfect cars has come true. The sprightly engines give both cars the performance of thoroughbred colts.


FOR BEAUTY AND PLEASURE



This sturdy engine has shown its running qualities in many International Rallies. It has also given reliable service to thousands of owners over millions of miles. Everyone has spoken about its bright and exciting performance. These figures and comments provided by *The Motor* magazine highlight the engineering skill that lies behind the pleasure of every enthusiast when he drives a Prefect or Anglia.



Snap the bonnet hood forward and you have uninterrupted access to get down to technicalities. The engines in the Prefect and Anglia are identical. The 4-cylinder 1172 c.c. side-valve engines are quiet, smooth, thoroughly dependable and powerful. These engines combine vivid acceleration with powerful 'pull' at low engine revolutions. Excessive use of gear-box is eliminated and, in consequence, engine wear and tear is much less than normal.



#### PERFORMANCE FIGURES ON THE ANGLIA


Maximum speed	70.2 m.p.h.
Maximum speed 1 in 10 gradient	51 m.p.h.
Maximum top gear gradient	1 in 11.4
Gearing	14.6 m.p.h. in top at 1,000 r.p.m.
Speed at 2,500 ft. per min. piston speed	60.3 m.p.h.

From *The Motor*, May 26th, 1954

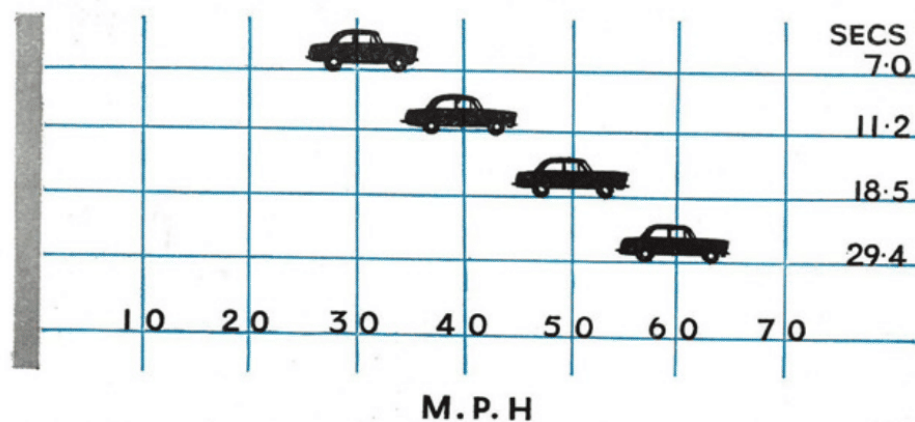


# SECRET OF SUCCESS

The three-speed gear-box has a light and positive action, the gear lever being centrally placed. Synchromesh is provided on top and intermediate gears. Gear ratios have been selected to harmonise with maximum torque at low engine speed. This ensures smooth clutch engagement and a steady, powerful drive to the rear axle. Glide easily away from lights or whip away with a satisfying change through the gears—whatever you choose to do, you will find a new satisfaction.



## ACCELERATION FIGURES




*The Motor*,  
May 26th, 1954  
0-30 m.p.h. 7.0 sec.

0-40 m.p.h. 11.2 sec.

0-50 m.p.h. 18.5 sec.

0-60 m.p.h. 29.4 sec.

Standing quarter  
mile 23.8 sec.





# SPECIFICATION

## Anglia and Prefect

### ANGLIA AND PREFECT

**ENGINE:** Four cylinder, side valve. Bore 2.5 ins. (63.5 mm.). Stroke 3.64 ins. (92.5 mm.). Cubic capacity 1172 c.c. Compression ratio 7.0 : 1. B.H.P. 36 at 4,500 r.p.m. Torque lbs./ft. 52 at 2,500 r.p.m. Three bearing dynamically balanced crankshaft. Detachable cast iron cylinder head. Special aluminium alloy pistons. Chain-driven camshaft. Three point suspension in rubber of engine and gearbox.

**ENGINE LUBRICATION:** Full pressure feed by submerged gear-type pump to main, camshaft and connecting rod bearings. By-pass type external filter. Pressure relief valve in pump.

**IGNITION:** 12-volt coil ignition. Centrifugal automatic advance and retard distributor. Spark plug size 14 mm.

**FUEL SYSTEM:** Diaphragm-type mechanical fuel pump. Down-draught carburettor with combined air cleaner and silencer. Fuel tank capacity 7 gallons (31.82 litres).

**COOLING SYSTEM:** Pressurised. Belt driven, two blade fan. Water pump. Thermostatic control. Capacity of system 1.5 gallons (6.82 litres).

**TRANSMISSION:** Single dry plate clutch. Permanently lubricated throw-out thrust bearing. Central gear lever. Three-speed gearbox. Synchromesh on second and third gears. Helically cut, constant-mesh gears. Overall ratio: 1st gear 15.072 : 1, 2nd gear 8.252 : 1, 3rd gear 4.429 : 1, reverse 19.71 : 1. Gearbox oil capacity 1.68 pint (0.95 litre).

**REAR AXLE:** Three-quarter floating axle, crown wheel and pinion final drive. Dynamically balanced, open drive shaft. Needle roller bearing universal joints. Axle ratio 4.429 : 1. Oil capacity 1.36 pints (.773 litre).

**FRONT SUSPENSION:** Built-in independent front wheel suspension. Directly operated coil springs, mounted on special hydraulic double-acting shock absorbers integral with the wheel spindle assembly. Stabiliser bar embodied.

**REAR SUSPENSION:** Longitudinal, semi-elliptic springs with oil-less shackles. Telescopic, double-acting hydraulic shock absorbers.

**BRAKES:** Hydraulic internal expanding, 8 ins. x 1.25 ins. Front, two leading shoes. Rear, single leading shoe. Total brake lining area 76.8 sq. ins. Foot brake on all four wheels, hand brake on rear wheels only.

**STEERING:** Worm and peg type. Ratio 11.5 : 1. Two-spoke type steering wheel, diameter 16 ins.

**WHEELS AND TYRES:** Pressed steel, wide based rims. Tyres 5.20—13.

**ELECTRICAL EQUIPMENT:** Two-brush, ventilated generator. Compensated voltage control. Drive adjustable. 12-volt starter motor. Electrical high frequency horn operated by central button on steering column. Battery: 12-volt, 40 amp. hr. at 20 hr. rate.

**CONTROLS:** Choke and starter knobs; ignition, lighting and instrument light switches; windscreen wiper knob; foot-operated headlamp dimmer switch.

### ANGLIA ONLY

**INSTRUMENTS:** Located directly ahead of driver. Speedometer, fuel gauge, odometer, ammeter, oil pressure and flasher indicators warning lights, main beam indicator.

**BODY:** All-steel welded integral construction. Two doors. Safety glass all round. Curved-type fixed windscreen and rear window. Cloth-lined roof. Built-in, barrel-type door lock fitted to R.H. door handle. Adjustable, tip-up, bucket-type front seats. Separate luggage compartment under lock and key accessible from outside, capacity approx. 10 cu. ft. Spare wheel housed in luggage compartment.

**GENERAL EQUIPMENT:** Vacuum-operated windscreen wipers. Moisture-proof, flush-fitting headlamps. Separate side lamps. Wing mirrors. Twin tail lights and reflectors. Rear number plate illumination light. Rear view mirror. Ashtray. Sun visor. Provision for fitting heater, demisters and radio.

#### GENERAL DIMENSIONS:

Overall length .. ..	12 ft. 7½ ins.	3.842 m.
Overall width .. ..	5 ft. 0½ ins.	1.540 m.
Overall height .. ..	4 ft. 10½ ins.	1.492 m.
Wheelbase .. ..	7 ft. 3 ins.	2.210 m.
Track—front .. ..	4 ft. 0 ins.	1.219 m.
Track—rear .. ..	3 ft. 11½ ins.	1.207 m.
Kerb weight .. ..	Approx. 15 cwt.	766.6 kg.

### PREFECT ONLY

**INSTRUMENTS:** Grouped cluster immediately in front of driver. Speedometer, odometer, fuel gauge, temperature gauge, ignition, oil pressure and flasher indicators warning lights, main beam indicator.



**BODY:** All-steel welded integral construction. Four doors. Safety glass windscreen. Curved-type fixed windscreen and rear window. Cloth-lined roof. Built-in, barrel-type door lock fitted to R.H. front door handle. Adjustable bucket-type front seats. Separate luggage compartment accessible from outside, capacity approx. 10 cu. ft. Spare wheel housed in luggage compartment.

**GENERAL EQUIPMENT:** Vacuum-operated windscreen wipers. Moisture-proof 'chrome surround' flush-fitting headlamps. Separate 'chrome surround' side lamps. Wing mirrors. Twin tail lights and reflectors. Rear number plate illumination light. Rear view mirror. Ashtrays. Sun visors. Provision for fitting heater, demisters and radio.


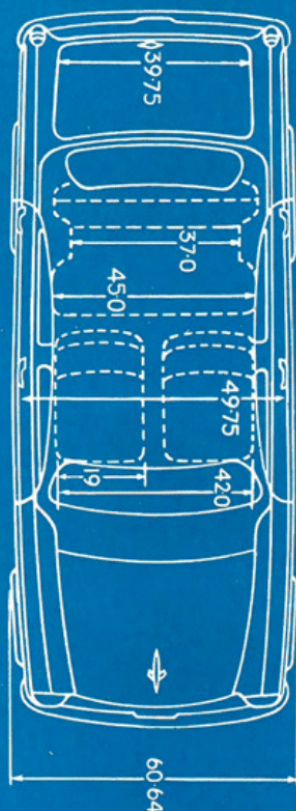
#### GENERAL DIMENSIONS:

Overall length .. ..	12 ft. 7½ ins.	3.842 m.
Overall width .. ..	5 ft. 0½ ins.	1.540 m.
Overall height .. ..	4 ft. 10½ ins.	1.492 m.
Wheelbase .. ..	7 ft. 3 ins.	2.210 m.
Track—front .. ..	4 ft. 0 ins.	1.219 m.
Track—rear .. ..	3 ft. 11½ ins.	1.207 m.
Kerb weight .. ..	Approx. 16 cwt.	811 kg.

*Ford Policy is one of continuous improvement. The right to change prices, specifications and equipment at any time without notice is reserved.*







## SMARTEST ON THE ROAD

With an unfailing eye for colour and contrast, she will want to have a say in the choice of colour and trim. This is the way to add that touch of individual distinction to your Prefect or Anglia. By playing on variations in colour and trim and adding those few 'EnFo' accessories (you can order them from your dealer separately or have some of them built on to the car before delivery) you can choose one out of over 200 variations and call it your own.

Colours can be chosen from the following:


BRISTOL FAWN	CANTERBURY GREEN
DORCHESTER GREY	WESTMINSTER BLUE
LICHFIELD GREEN	WINCHESTER BLUE
BLACK	IVORY

Ask your Dealer about the 'EnFo' accessories you can add.



## LOW RUNNING COSTS

And now for the drive out of the Showroom, home, with all the excitement of the smell of new upholstery and fresh paint. She's all you expected her to be and you have many thousands of miles of carefree, low-cost motoring ahead.





*- and World Wide Service too!*



**PRODUCTS OF FORD MOTOR COMPANY LTD, ENGLAND**