

Yemandle Motors Limited

Ford Fairlane Falcon

199-211 Erie Street, STRATFORD, Ontario



Join the people who have more fun **Fairlane '67**



***Fairlaners... people who have more fun
in the cars that have more to offer***

Big Car Roominess, Big Car Performance, a Trim Car that Handles Like a Sports Car. Big 390-Cubic-Inch V-8... SelectShift Cruise-O-Matic... Stereo-Sonic Tape System... Power Front Disc Brakes... Wide-Oval Tires... 13 People-pleasin' Models!

Now Fairlane's the choice for active people who want a stylish, performing car... with money left over to go places and do things. People who need a roomy car, and want to keep the excitement of sleek lines, nimble response and peppery performance. More and more of these people are finding more of what they want in a Fairlane. The '67 Fairlanes range from luxurious, sporty XL's, GT's, and GTA's to sedans, club coupes and wagons. There are new options like a 390-cubic-inch V-8, power front disc brakes, Stereo-Sonic Tape System, vinyl-covered roof for the hardtops, and greater-traction Wide-Oval Sports Tires. A dual brake system heads a long list of standard Ford Safety Features (page 15). Take a test drive in a Fairlane. Get behind the wheel of the Fairlane GT Hardtop (cover), The Fairlane Squire or Fairlane 500/XL (right, shown with optional styled steel wheels and vinyl-covered roof). Find out why Fairlane is the choice of the people who have more fun... at your Ford Dealer's.





Fairlaners love excitement

FAIRLANE GT-GTA HARDTOP

This bucket-seat beauty is as sporty to drive as it is to look at. Its standard engine is the sporty 289 Challenger V-8—and two other V-8's are available, all the way up to 390 cubic inches. High on the list of standard GT features are power front disc brakes, foam-cushioned bucket seats, red and white courtesy lights in the lower door panels, special GT plaques, the GT stripes, "black-out" grille, and decorative hood "power domes" with integral turn signal indicators.

Synchro-Smooth Drive (the fully synchronized 3-speed manual transmission) is standard. A close-ratio 4-speed job is optional . . . and it's a honey, with a floor-mounted stick, a high ratio first gear, and "synch" in all four gears. Fairlane's famous SelectShift Cruise-O-Matic, the automatic that lets you shift manually when you like (see page 6), makes a GT into a GTA.

Any way you equip it, a GT or GTA spells action . . . the kind of action that can put more excitement into your driving. You'll be right in there with the Fairlaners!

POWER FRONT DISC BRAKES

A newly refined brake system, standard on GT's, optional on other V-8 models. Power front disc brakes (drum type rear)

provide greater fade resistance, optimum straight-line stopping for high-performance operation.

Regular power brake option also available on all models except GT's.



TACHOMETER

Lighted dial with easily read calibrations. Handsomely styled, the tachometer mounts



on top of instrument panel for quick, easy reference by the driver. Optional with all Fairlane V-8 engines.

BODY ACCENT STRIPE, VINYL ROOF

Accent paint stripe is available in either black, red or white, depending on body color, on all Fairlane 500's, XL's or GT's. Smart vinyl roof option (shown on cover, pages 3, 4) comes in either black or white, is available on all hardtops.





FAIRLANE V-8's

For 1967, Fairlane offers you a choice of four lively optional V-8 engines. A mighty 390-cu. in. Thunderbird Special V-8 that is offered only on GT models and comes with handsomely chromed accessories and special equipment. Three Fairlane V-8 engines are available on all other models, offering



eager, responsive power for any kind of driving that you do. They are the 289-cu. in. and 2-barrel and 4-barrel versions of the 390-cu. in. V-8. (Specifications details are shown on the back cover).

WIDE-OVAL SPORTS TIRES

These high-performance premium nylon tires are standard equipment on GT models. As an option, they are available on all models except wagons. Their "wide-oval" design puts more tread on the road for increased traction and adds a sporty appearance to the car.



GT HOOD "POWER DOMES"


These sporty hood "power domes" are distinctive GT decorations with a function. They conceal the front turn signal indicators. Attractively styled, they're unique to GT's.

FAIRLANE GT-GTA CONVERTIBLE

As far-out as this convertible is, it's far from out of reach. Its price is at the sensible Fairlane level . . . which makes it a great choice for living it up on a budget. All the Fairlane GT features are here—the 289 Challenger V-8, bucket seats, the GT side stripes and GT hood "power domes" . . . the works. And it's all topped off with a five-ply vinyl top (available in white, blue or black) with a zip-open, solid, tempered safety glass rear window. A new design permits this top to fold virtually flush in the down position, and the stretch boot with concealed fasteners hides it completely.

The sumptuous GT interiors (shared with the XL's—pages 6, 7) have a host of new features for 1967. Padded steering wheel hub and windshield pillars, for example. Controls are neatly positioned for greatest convenience. Side arm rests "give in" on lateral impact. The outside rearview mirror is adjusted from inside the car. The new inside mirror adjusts to reduce headlight glare. And those deep, foam-cushioned bucket seats are available in seven new all-vinyl trim choices.





Fairlaners enjoy more luxury

FAIRLANE 500/XL CONVERTIBLE

How can a car be so luxurious, have so much sports flair and yet be so reasonably priced? Fairlane 500/XL answers that on every count. And you can pick your performance as you please, too, with either the standard 200-cubic-inch Fairlane Six, or any of three V-8 options up to 390-cu. in. Transmission choices include standard Synchro-Smooth Drive, optional 4-speed manual, Overdrive or SelectShift Cruise-O-Matic.

The picture shows just how luxurious XL interiors are. Full carpeting on the floor, pleated vinyl upholstery (in seven color choices), deep-foam bucket seats with full-length center console, and tasteful chrome accents everywhere. Deluxe seat belts with front retractors are standard. The emergency flasher system has its control switch mounted on the steering column. The turn indicator has a new built-in feature: now you can signal easily for changing lanes as well as making turns. And the 5-ply vinyl top, which comes in your choice of black, white, or blue has Ford's solid, tempered safety glass rear window that resists scratching, will never wrinkle or discolor.

SELECTSHIFT CRUISE-O-MATIC

With new SelectShift feature you can drive fully automatic or shift manually through all three gears. Same Cruise-O-Matic smoothness. Floor-mounted




T-bar shift lever with XL's; column control in other models. (See page 12.)

SPORTS STEERING WHEEL AND CONSOLE

Shown at left is the optional sports steering wheel originally designed for GT's and XL's. Now available on all models, its simulated wood rim and perforated spokes add sports flair to any Fairlane. Console (shown with 4-speed stick shift option) is standard on XL's, available on GT's.


COURTESY LIGHT

A dual-lens light in door panels on GT's and XL's shines a red beam rearward and




a clear beam lights the front compartment, when door is opened.





STEREO-SONIC TAPE SYSTEM

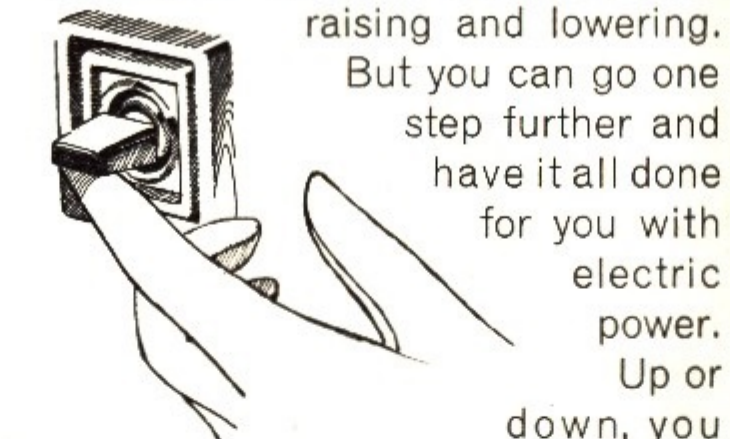
A luxury option that lets you play over 70 minutes of your favorite music from each cartridge tape that you select. Simply insert the chosen cartridge



and you and your passengers are literally surrounded with true fidelity stereo. Four-speaker system in sedans and hardtops; two speakers in convertible and station wagon models.

POWER CONVERTIBLE TOP

Fairlane convertible tops are real "smoothies" when it comes to easy raising and lowering.



But you can go one step further and have it all done for you with electric power. Up or down, you control operations with a single switch from the driver's seat. Best of all, it is moderately priced.

FAIRLANE 500/XL HARDTOP

This fastback XL thoroughbred is one of the finest values in the Fairlane lineup. Not only because of its sleek looks and moderate price, but because of its versatility as well. With its long list of options, this one can be tailored just about any way you want it. As a posh, practical his-and-hers family car, for instance, with SelectShift Cruise-O-Matic and the Challenger 289 V-8. Or a sporty, economical young people's car, with the standard 200-cubic-inch Fairlane Six and Synchro-Smooth Drive, the fully synchronized 3-speed manual that lets you downshift under way without gear clash. Or an eager performance car with a 390-cubic-inch Thunderbird V-8 and close-ratio 4-speed box.

Now add Fairlane's built-in quality to these XL's—the solid unitized body construction which guards against noise and vibration, the thorough insulation which blocks out weather and sound, and the many other Fairlane features which mean more convenience, comfort and safety—you'll begin to understand what we mean about Fairlane XL plus values. Get the story firsthand—behind the wheel.





Fairlaners have style

FAIRLANE 500 HARDTOP

Here's Fairlane's lowest-priced hardtop. And what a beautiful bargain it is—with all of Fairlane's extra value and sporty style, and with that racy roof-line to boot. Fairlane's distinctive new grille and taillights are only two of many features you'll notice immediately on these 500's. The outside rear-view mirror is controlled from inside the car—and it's standard equipment. Standard, too, are the padded dash, sun visors, windshield pillars, and deep-dish steering wheel with padded hub. The two-speed wipers are electrically driven for steady, dependable operation. Windshield washers are also standard. The muffler is a new inline design with larger capacity. And Fairlane's coil front suspension and leaf-spring rear suspension give a gentle, precise, carefully controlled ride that's a pure delight.

The peppy 200-cubic-inch Fairlane Six or any of three V-8's are available as power choices. Whatever you'd like in a hardtop comes very attractively priced in this 500—and you've a wonderful choice of options. Test-drive one at your Ford Dealer's and find out.

FAIRLANE 500 CONVERTIBLE

Top-downing needn't be budget-breaking. Not with this 500 Convertible which is the easiest to buy of all the Fairlane convertibles. And its low price includes all the features that Fairlane is famous for. You can choose the five-ply vinyl top in any of three colors—white, blue or black. It operates easily manually, and there's a power option (page 7 insert) available if you wish. With the top folded down, it's hidden virtually flush with the rear deck, and there's a stretch-taut, color-keyed boot (with concealed fasteners) which covers it snugly. The rear window is solid, tempered safety glass which can't discolor or wrinkle. And, the easy-action top latches offer fingertip convenience.

The high-style pleated all-vinyl interiors are offered in six color choices—and they're experts at resisting sun and weather. Cleaning requires only an occasional wiping with a damp cloth. Deep pile carpeting is standard, front and rear. The instrument cluster is a handsome new design. And "floating" at eye level is the windshield-mounted day/night rearview mirror.





Fairlaners drive in comfort

FAIRLANE 500 CLUB COUPE

The Club Coupe is the answer for those who want the economy and simplicity of a 2-door model combined with the sporty action and fashionable look of the 500 series. All of Fairlane's roomy comfort is here, too, along with the handling ease and nimble parking ability which have made Fairlane such a favorite. Like all the '67 Fords, this one has a dual master brake cylinder and separate lines to front and rear brakes. In the event one line is damaged, the other provides partial braking while red panel light warns driver that brakes require service. The parking brake is foot-operated. And all foot pedals are the convenient suspended type. The trunk is a spacious 15.2 cubic feet with bumper-high loading for extra ease and convenience.

There's a power train combination to match your driving needs. Standard engine is the 200-cu. in. Fairlane Six, with three optional V-8's available. Standard transmission is fully synchronized Synchro-Smooth Drive. Options include Overdrive, 4-speed stick and SelectShift Cruise-O-Matic.

SELECTAIRE CONDITIONER


All-season climate conditioning — heating and defrosting for winter, cooling and ventilating for summer —



all in *one* unit. Compact installation places outlets, controls, and evaporator unit in the instrument panel, allowing full footroom below. Available in all models.

COURTESY LIGHT GROUP

For additional convenience after dark, you can have your '67 Fairlane equipped with these additional lights



at small extra cost. Included in the group are: map light, instrument panel ash tray light, glove box light, trunk light (cargo area light on wagons) and rear door courtesy switches to operate the dome light.






POWER STEERING

One of Fairlane's most popular options; available on all models with all power teams. Reduces steering effort as much as 85%, reduces wheel-turning too. Makes parking, all low-speed maneuvering easier and more precise.



AM RADIO

Fairlane's standard AM radio has long-range selectivity, is attractively priced. It's fully transistorized for instant warm-up and long, trouble-free life. Push-button station selectors may be reset to new stations whenever



desired by simply pulling out button, tuning in new station, then pushing in button.

FAIRLANE 500 4-DOOR SEDAN

This big family favorite combines the roominess and convenience of a 4-door sedan with the style and sportiness of the other Fairlane 500's. It's downright miserly with gasoline, too, with its snappy 200-cubic-inch Fairlane Six engine (and if you're a V-8 fan, there are three optional choices available). Synchro-Smooth Drive is the standard transmission, and options include Overdrive, the 4-speed stick shift, and the SelectShift Cruise-O-Matic which performs as an automatic or lets you shift manually as you like.

Curved glass in the side windows adds a style touch outside—extra space inside. You can lock the doors without a key. The keys are Ford's reversible design—they work either side up. And on all doors, when the lock buttons are depressed, the doors stay locked. They cannot be opened with interior door handles until the buttons are raised again. People with small youngsters will especially appreciate this safety feature, one of many Ford Safety Features (page 15). In fact, the whole family will appreciate everything about these new 500's.





Fairlaners get more value

FAIRLANE CLUB COUPE

The Fairlane Club Coupe, lowest-priced model in the entire Fairlane line, doesn't look low priced and definitely doesn't act that way. It's packed with Fairlane value all the way through. Inside there's comfortable roominess for six and a choice of three handsome, durable nylon and vinyl upholsteries. For the exterior there are 15 color choices of Super Diamond Lustre Enamel. The big trunk holds 15 cubic feet of luggage, and the big gas tank takes 16.7 gallons . . . which puts gas stops a long way apart, especially with the standard Fairlane Six engine and Synchro-Smooth Drive. You get the same thorough body insulation and door and window sealing as on other models, which makes for wonderful quiet and comfort inside. Ride and handling are the same, too—gentle, precise, almost effortless. The same long list of options is available, including the SelectShift Cruise-O-Matic, Stereo-Sonic Tape System, the big 390 V-8 . . . all the rest. And it's all wrapped up in the same sassy, sporty Fairlane styling. Only your bank balance will know it was priced so low.

SELECTSHIFT CRUISE-O-MATIC

Here's the new column-mounted shift quadrant for Cruise-O-Matic on other than Fairlane XL's. The new SelectShift feature in this popular option lets you start directly in "D" for fully automatic driving. Or if you prefer to shift through the gears



manually, you move the selector to "1", then to "2" and then into "D". You don't need a clutch at all. Downshifting from "D" to "2" or "1" (for cornering, braking on hills) is just as easy.

SHOULDER HARNESS, HEADRESTS

New optional shoulder harnesses for front seats are securely anchored above side windows and to floor



panel. They're stout nylon webbing with quick-release steel buckles. Optional front seat headrests are available singly or in pairs. They provide extra comfort on long trips.





WHEELS AND WHEEL COVERS

The wide selection of new Fairlane wheel and wheel cover options is illustrated throughout this catalog.



To add sparkling highlights to the Fairlane of your choice there are: Styled Steel Wheels (page 3); Regular Wheel Covers, standard on Fairlane XL's and Squires, optional on all others (pages 7, 14), and Deluxe Wheel Covers standard on Fairlane GT's, optional on all others (cover).

ADDITIONAL FAIRLANE OPTIONS

The complete list of '67 Fairlane options and accessories numbers close to 100 separate items. In addition to those already described, you may want to consider: Power Drum Brakes ■ White Sidewall Tires ■ Two-Tone Paint ■ Limited-Slip Differential ■ Tinted Windshield ■ Tinted Glass All Around ■ Heavy-Duty Battery ■ Heavy-Duty Alternator ■ All-Vinyl Interior Trim (500 hardtop, sedans).

For all the information about trailer towing with the '67 Fairlanes, see your Ford Dealer. He can advise you on the special equipment recommended for towing trailers of all types and sizes.

FAIRLANE 4-DOOR SEDAN

Four-door fans and budget-watchers are mighty fond of this model. With all its spaciousness, sporty style, and saving ways, it's an ideal choice for people who want to step up from a smaller car—and do it at an exceptionally modest price.

Another attractive advantage is the way these Fairlanes take care of themselves. Twice a year is the average for routine maintenance. No oil changes or minor lube jobs for six months or 6,000 miles. Major chassis lubrications are 36,000 miles or 36 months apart. Brakes and valves adjust themselves. The coolant-antifreeze is good for two years or 36,000 miles. Mufflers are aluminized and main underbody members are galvanized for extra long life.

Standard Ford Safety Features include padding around the windshield and deep-dish design steering wheel with padded hub, plus many others as shown on page 15.

The '67 Fairlane's quite a car. See your Ford Dealer for a test drive. You'll find the car speaks even more persuasively for itself in action.





Fairlaners have more fun

3 NEW FAIRLANE STATION WAGONS

The 1967 Fairlane station wagons come in three handsome choices—the Fairlane Squire (page 2) and the Fairlane 500 and Fairlane Wagon shown here. All three seat six in sedan-like comfort . . . and have an optional third seat for two extra passengers. Second seat folds flush with a simple operation, provides 93.4 cu. ft. of loadspace (including 8.2 cu. ft. in the below-floor stowage compartment).

Among many standard features offered on Fairlane wagons is Ford's Magic Doorgate which folds down like a tailgate for cargo (shown on Fairlane

FAIRLANE 500 WAGON

Wagon, at right), and opens like a door for people (shown on Fairlane Squire, page 2).

The thrifty 200-cu. in. Fairlane Six and Synchro-Smooth Drive are standard. Options include three V-8 engines. Also available are SelectShift Cruise-O-Matic, Overdrive and a long list of great wagon options including power front disc brakes, air conditioning, power doorgate window, roof rack, heavy-duty suspension system . . . many, many more. For the complete story on the new Fairlane wagons, ask your Ford Dealer—he's a station wagon specialist.

FAIRLANE WAGON



Standard Equipment

FAIRLANE Club Coupe and 4-Door Sedan: Power Team—200-cu. in. Fairlane Six and Synchro-Smooth Drive (fully synchronized 3-spd. man. trans.) □ Choice of 15 Super Diamond Lustre Enamel Colors □ Choice of Three Cloth-Vinyl Interiors □ Color-Keyed, Vinyl-Coated Rubber Floor Mat □ Full-Width Seats with Foam-Padded Cushions □ Courtesy Lighting □ Heater-Defroster □ Foot-Operated Parking Brake □ Cigarette Lighter, Ash Trays □ Reversible Keys, "Keyless" Locking □ Suspended Accelerator Pedal □ Curved Side Glass □ Low-Sill Trunk □ Centre-Fill Fueling □ Ford's Famous Twice-a-Year Maintenance (back cover) □ Plus all the *Ford Safety Features* listed opposite.

FAIRLANE 500 Club Coupe, 4-Door Sedan, 2-Door Hardtop, Convertible: Power Team—200-cu. in. Fairlane

Six and Synchro-Smooth Drive □ Plus all Fairlane equipment with these variations: Interior Choices—4 Cloth-Vinyl Trims (sedans, hardtop), 6 All-Vinyl Trims (convertible) □ Simulated Wood Paneling in Doors □ Color-Keyed Carpeting □ "Floating" Inside Mirror (hardtop, convertible) □ Electric Clock □ *Convertible Features:* 5-Ply Vinyl Top □ Tempered Safety Glass Rear Window □ Stretch-Taut, Color-Keyed Boot with Hidden Fasteners □ Easy-Action Top Latches.


FAIRLANE 500/XL 2-Door Hardtop, Convertible: Power Team—200-cu. in. Fairlane Six and Synchro-Smooth Drive □ Plus all Fairlane 500 equipment with these variations: Interior Choices—7 All-Vinyl Trims □ Individually Adjustable Front Bucket Seats and Console □ Courtesy Door Lights □ Wheel Covers.

FAIRLANE GT-GTA* 2-Door Hardtop, Convertible: Power Team—289-cu. in. Challenger V-8 and Synchro-Smooth Drive □ Plus all the Fairlane 500/XL equipment with these variations: Power Front Disc Brakes □ Wide-Oval Sports White Sidewall Tires □ Individually Adjustable Front Bucket Seats □ Unique GT Simulated Hood Power Domes with Integral Turn Indicators □ Unique GT Stripes and Fender Plaques □ Unique GT "Black-out" Grille □ Deluxe Wheel Covers.


*GTA has all GT equipment except SelectShift Cruise-O-Matic replaces Synchro-Smooth Drive.

FAIRLANE WAGONS (Fairlane Squire, Fairlane 500 and Fairlane Wagons): For Standard Equipment and all other facts on Fairlane Wagons, ask your Ford Dealer. He's a station wagon specialist.

Ford Motor Company 1967 Safety Features...Standard



Safety-Yoke Door Latches—the famous Ford design—are strong, tight-gripping to help keep doors closed in the event of impact. Positive Door Lock Buttons must be raised before handles will operate and doors can be opened as an added precaution.



Impact-Absorbing Steering Wheel with Deep-Padded Hub adds to driver's safety. On left side of steering column are Turn Indicators with Lane-Changing Signal to indicate movements from lane to lane. On right side is 4-Way Emergency Flasher switch.



Thick-Laminate Safety Plate Glass Windshield offers greater strength and protection. New Padded Windshield Pillars on either side, Padded Sun Visors overhead, Padded Instrument Panel, provide added protection for driver and passengers.



Remote-Control Outside Rearview Mirror. Provides clear view of approaching traffic, makes it easy to set mirror at desired angle. Without lowering the window, you can aim the mirror by simply moving the inside fingertip control mounted on the door.



Dual Hydraulic Brake System with Warning Light. Dual master cylinder plus separate lines to front and rear brakes provides extra protection. In event one line is damaged, other remains to provide partial braking while red light warns driver.

Standard Safety Features include: Deluxe Front and Rear Seat Belts with Reminder Light and Front Retractors □ Non-Glare, Day/Night Inside Mirror with Flexible Backing □ Break-Away or Double-Pivot Inside Mirror Arms □ Windshield Washers □ 2-Speed or Variable Speed Windshield Wipers □ Backup Lights □ Self-Adjusting Brakes.

Ever since there have been Fords on the Canadian Road, the safety of the people who drive and ride in them has been a primary concern of thousands of people at Ford Motor Company—driving millions of miles on the test track, working millions of man-hours in the laboratory. Some of the latest results of their work are seen in the '67 Safety Features listed here.

These Ford Safety Features help reduce the likelihood of injury in case of an accident, but you can accomplish the most important job of all—preventing an accident. By obeying traffic laws at all times and developing alert, defensive driving habits, you can best protect yourself and your family against unsafe conditions on the road.

1967 Fairlane Specifications*

COLOR AND UPHOLSTERY SELECTIONS: Pick your favorite color from 15 brilliant Super Diamond Lustre Enamel single tones, or 25 two-tone combinations. You have a total of 28 Fairlane upholstery choices of rich cloth and vinyl or all-vinyl combinations. Counting standard trims and options, you have 17 choices in the new hardtops and convertibles; 9 choices in sedans and 7 choices in wagons. (In some cases a trim is offered with more than one model.) Your Ford Dealer will be happy to show you samples of new Fairlane colors and upholstery.

ENGINES (see chart for availability): **200-cu. in. Fairlane Six**—120 hp; 3.68" bore x 3.13" stroke; 9.2 to 1 comp. ratio; 7 main bearings; reg. fuel; single-barrel carb.; auto. choke; self-adj. valves; oil cap'y, incl. filter, 3.8 qt.

289-cu. in. Challenger V-8—200 hp; 4.00" bore x 3.87" stroke; 9.3 to 1 comp. ratio; reg. fuel; 2-barrel carb.; auto. choke; self-adj. valves; oil cap'y, incl. filter, 4.2 qt.

390-cu. in. Thunderbird V-8—270 hp; 4.05" bore x 3.78" stroke; 9.5 to 1 comp. ratio; reg. fuel; 2-barrel carb.; auto. choke; self-adj. valves; oil cap'y, incl. filter, 4.2 qt.

390-cu. in. Thunderbird Special V-8—315 hp; Same specifications as 270-hp Thunderbird V-8, except 10.5 comp. ratio, 4-barrel carburetor, Premium fuel required. Dual exhausts std.

390-cu. in. Thunderbird Special V-8—320 hp; Same basic specifications as 315-hp Thunderbird Special V-8. High-lift cam, low-restriction air cleaner.

427-cu. in. Cobra* 427 4V V-8—410 hp; 4.23" bore x 3.78" stroke; 11.1 to 1 comp. ratio; 4-barrel carb. available for all models except wagons. Included in equipment package with this engine: transistorized ignition, 42-amp. alternator; 70 amp-hr battery; heavy-duty brakes; 8.15 x 15 4-ply blackwall tubeless nylon tires; heavy-duty springs, shock absorbers and rear axle; chrome engine dress-up kit. Your Ford Dealer has complete details.

427-cu. in. Cobra* 427 8V V-8—425 hp; Same specifications as Cobra 427 4V V-8 above except dual 4-barrel carbs.

ENGINE FEATURES: 6000-mile (or 6-month) full-flow oil filter; dry element air cleaner; year-round 190° thermostat; 12-volt electrical system; 38-amp. alternator; 54-plate battery, 45 amp-hr; weatherproof ignition with constant-resistance wiring; air-cooled breaker points; positive-engagement starter; fully aluminized mufflers (dual mufflers of aluminized and stainless steel).

CLUTCH AND MANUAL TRANSMISSIONS (see chart for availability): Clutch face diameter 9" with Six, 10" with 289 V-8 and 3-speed transmission, 10.4" with 289 V-8 and 4-speed transmission, 11" with 390 V-8. **Synchro-Smooth Drive Transmission:** synchronized manual shifting in all three forward gears. Standard "H" shift pattern with lever on steering column. **4-Speed Manual Transmission:** close-ratio, sports-type transmission, fully synchronized in the four forward gears with floor-mounted stick shift. **Overdrive:** 3-speed transmission plus automatic 4th gear which cuts in above 28 mph, cuts out below 21 mph (approx.). Downshift to direct by flooring accelerator.

SelectShift Cruise-O-Matic Drive (see chart for availability): Lets you drive fully automatic or shift manually through the gears. Three forward speeds, one reverse. Effective engine braking in low gear (1) for better control on grades and hilly driving. Quadrant sequence P-R-N-D-2-1.

REAR AXLE: Semi-floating type with deep-offset hypoid gears. Straddle-mounted drive pinion with three roller bearings (V-8's only). Induction-hardened, forged shafts with permanently lubricated wheel bearings.

FRONT SUSPENSION: Ball-joint type with coil springs pivot-mounted on upper arms. Angle-Poised for anti-dive control. 36,000-mile (or 3-year) lube intervals. Strut-stabilized lower arms. Shock absorbers have all-weather fluid for better year-round ride control.

REAR SUSPENSION: Asymmetrical design with rear axle located forward of spring center for anti-dive and anti-squat resistance on braking and takeoff. Extra-long, leaf-type springs with wide spring base for more stable, leveled ride. All-weather shock absorber fluid for more uniform ride control.

STEERING: Recirculating-ball type steering gear provides easy handling. Linkage system lubricated for life. Overall steering ratio 29.4 to 1. Turning diameter 41.4 feet. Power steering option has flexible steering shaft coupling to reduce road shock to steering wheel; ratio 21.6 to 1.

BRAKES: New dual hydraulic brake system with dual master cylinder, separate lines to front and rear brakes. Brakes adjust automatically when applied while car is moving backwards. 10-inch composite drums, grooved for extra cooling. Total lining area, sedans—153 sq. in., convertibles and wagons—172 sq. in., 390 V-8 sedans—172 sq. in., 390 V-8 wagons—191 sq. in.

TIRES: Uniform pressure design, 4-ply rating blackwall tubeless with Tyrex rayon cord. Safety-type rims. Basic size: 7.35 x 14. Optional: 7.75 x 14. Tire sizes are determined in part by special equipment such as air conditioning. See your Ford Dealer for complete details.

BASIC DIMENSIONS & CAPACITIES*

Length—197"
Width—74.7"
Wheelbase—116"
Tread (front/rear)—58.5", 58"
Height—55" (sedans), 54.0" (hdtos.), 54.4" (convs.)
Trunk Luggage Vol. (cu. ft.)—15.2
Fuel—16.7 gal.

Approximate Curb Weights		Lb.
Fairlane Club Coupe		2890
4-Door Sedan		2925
Fairlane 500 Club Coupe		2895
4-Door Sedan		2945
Fairlane 500 Hardtop		2985
Convertible		3300
Fairlane 500/XL Hardtop		3010
Convertible		3330
Fairlane GT Hardtop		3465
Convertible		3770
Fairlane GTA Hardtop		3485
Convertible		3790

Fairlane "Worth More" Features

Mean more driving pleasure from your '67 Fairlane today . . . more in resale value at trade-in. "Worth More" features include: aluminum scuff plates, seat side shields, parallel-action electric windshield wipers, curved side glass, step-on parking brake, suspended accelerator, brake and clutch pedals, deep-dish design steering wheel with chrome horn ring, reversible keys and "keyless" locking, right-hand ignition, "floating" rearview mirror (hardtops, convertibles), dual sun visors with retention clips, front and rear arm rests, coat hooks, 2-position front door checks, counterbalanced hood and rear deck lid, deep-well trunk, 14-inch uniform pressure tires and many, many more.

Twice-a-Year Maintenance:

'67 Fairlanes are designed to go 6,000 miles (or 6 months) between oil changes and minor chassis lubrications; 36,000 miles (or 3 years, whichever comes first) between major chassis lubes. Other '67 Fairlane service-savers include 36,000-mile (or 2-year) engine coolant-antifreeze, self-adjusting brakes, long-life Sta-Ful battery, shielded alternator, rust- and corrosion-resistant aluminized muffler and galvanized major underbody parts. The '67 Fairlane needs so little service it's just good sense to see that it gets the best—at your Ford Dealer's. His factory-trained mechanics and special tools add up to the greatest service combination available for your Fairlane.

The specifications contained herein were in effect at the time this catalogue was approved for printing. However, because of continuing product improvements and refinements Ford Motor Company of Canada, Limited reserves the right to change specifications or design at any time, or discontinue models without notice and without incurring obligation. Mileage figures quoted herein refer to normal driving conditions.

*For all models except wagons. For complete wagon information see your Ford Dealer—he's a station wagon specialist.

17 FAIRLANE POWER TEAMS

ENGINES	TRANSMISSIONS		
	GT	GTA	OTHER MODELS
CID*			
200 Fairlane Six†			S†, C
289 Challenger V-8**	S†, 4	C†	S†, C, O, 4
390 Thunderbird V-8	S†, 4	C†	S†, C, 4
390 Thunderbird Spec. V-8 (315 hp)			S†, C, 4
390 Thunderbird Spec. V-8++ (320 hp)	S†, 4	C†	
427 Cobra 427 4V V-8*	4		4†
427 Cobra 427 8V V-8*	4		4†

*CID—Cubic Inch Displacement

†Std. engine all models except GT's, GTA's †Std. transmission as indicated, all others optional **Std. engine on GT's, GTA's ++Opt. engine avail. only on GT's **Transmission Key:** S—Synchro-Smooth Drive (fully synchronized 3-speed manual) C—Cruise-O-Matic Drive O—Overdrive 4—4-Speed Manual (close ratio)

*Limited production engines. Available only for special purchase.

You're Ahead in a
FORD

MUSTANG • FALCON • FAIRLANE • FORD • THUNDERBIRD

