


# 1967 FORD AND FAIRLANE TAXICABS





# *Big Ford Roominess...World-Famous Ride...* FORD CUSTOM 500 AND CUSTOM TAXICABS

Passengers and driver will appreciate Ford's quiet, smooth new ride for '67. Ford's improved posture extra-heavy-duty 100,000-mile seats are built with higher capacity springs and thick padding (formed foam-rubber front, foam-padded rear). New standard uniform pressure 4-ply rated tires. New radial ply tires are optional. Another reason for smoothness—Ford's optional SelectShift Cruise-O-Matic lets you go automatically, or shift manually through the gears when you wish. The standard 240-cu. in., 150-hp Taxi Special Six provides smooth, peppy performance with pleasing economy. Ford's new dual brake system, with dual master cylinder and two separate hydraulic lines, heads the list of Ford's standard Lifeguard-Design Safety Features (see pg. 7). Manual and power front disc brakes are also available. These, plus a whole new wave of *better ideas* from Ford engineering magic, put you ahead all the way in '67 Ford taxicabs.



*Custom 500 4-Door Sedan*

*Custom 4-Door Sedan*

## FORD STANDARD TAXI PACKAGE

Taxi Special 240-cu. in. Six Engine with Automatic Choke. Optional: 289-cu. in. 2-barrel V-8 • Synchro-Smooth Drive 3-Speed Manual Transmission. Optional: Heavy-Duty Cruise-O-Matic Drive • 42-Amp. Alternator with Single Belt Drive • Disposable Cartridge-Type Full-Flow Oil Filter • 70 Amp-hr Heavy-Duty Battery • Lubricator-Fitted Universal Joints • Extra-Heavy-Duty 100,000-Mile Seats with Formed Foam Rubber Front and Foam-Padded Rear Cushions • Beige All-Vinyl Trim Set Including Color-Keyed Sun Visors, Black Steering Wheel and Column, Front and Rear Arm Rests, Ash Trays, Black Instrument Panel • Heavy-Duty Black Rubber Floor Mats, Front and Rear • Heavy-Duty 11-inch Clutch

(manual transmission, 6-cylinder) and 10.4-inch Clutch (manual transmission 289-cu. in. engine) • Heavy-Duty Bonded Wear-Resistant Brakes, Manually Adjusted • Dual Wiring for Roof Light (with grommet in roof panel) • Heavy-Duty Steering Column (manual transmission) • Taxi Cooling Package with 5-Blade Fan

## EXPANDED TAXI PACKAGE

Includes all items in the Standard Package—plus: Heavy-Duty Suspension with Heavy-Duty Front and Rear Springs and Shock Absorbers • 4-Door Warning Light System (red jewel on dash lights up when any door is ajar) • Assist Straps (rear) • Right-Hand Rear Door Metal Pull Handle

## HEAVY-DUTY FEATURES STANDARD IN FORD TAXI PACKAGES

**HEAVY-DUTY SYNCHRO-SMOOTH DRIVE 3-SPEED MANUAL TRANSMISSION** is fully synchronized in all forward speeds to permit downshifting to low without gear clash and smooth shifting in all gears. Heavier duty parts withstand round-the-clock stop-and-go taxi driving. Column-mounted shift lever has heavy-duty linkage.

**HEAVY-DUTY BRAKES** have massive 236-sq. in. long-wearing bonded linings. Grooved composite design brake drums provide large cooling surface for efficient heat dissipation, greater fade resistance and longer brake life. (Heavy-duty brakes are manually adjusted.)

**HEAVY-DUTY SUSPENSION** has heavier gauge coil springs at


all four wheels for a firmer ride and greater sag resistance. Long-lasting heavy-duty shock absorbers, front and rear, are specially calibrated to give better ride control with all kinds of loads.

**HEAVY-DUTY 11-INCH CLUTCH** with 240-cu. in., and 10.4-inch clutch with 289-cu. in. engine designed for demanding taxi requirements. They feature thicker facings, stronger springs.

**EXTRA-HEAVY-DUTY 100,000-MILE SEATS** are built with higher capacity springs and thick padding (formed foam rubber front, foam-padded rear) and offer improved seating posture. Front seat tracks give 5-inch front-to-rear adjustment.



# Thrifty Money-Makers...Day-In,Day-Out Dependability...FAIRLANE TAXICABS



The Fairlane 4-Door Sedan's 15 cu. ft. of usable luggage space and low sill make loading and unloading a snap.



Fairlane 4-Door Sedan

## FAIRLANE STANDARD TAXI PACKAGE

Along with its other many merits, this impressive equipment listing recommends Fairlane for taxi service—Taxi 200-cu. in. Six Engine including Economy Carburetor with Automatic Choke • Synchro-Smooth Drive Heavy-Duty 3-Speed Manual Transmission. Optional: Cruise-O-Matic Drive • 42-Amp. Alternator with Single Belt Drive • Disposable Cartridge-Type Full-Flow Oil Filter • Lubricator-Fitted Driveshaft • Heavy-Duty 9.4-inch Clutch (manual transmission) • Heavy-Duty Seats with Foam Front and Rear Padded

Cushions • Parchment All-Vinyl Upholstery and Trim Set • Heavy-Duty Black Rubber Floor Mats, Front and Rear • Heavy-Duty Bonded Wear-Resistant Brakes (for 3.25 to 1 rear axle only) • 70 Amp-hr Heavy-Duty Battery • Heavy-Duty Rear Springs, Shock Absorbers and Stabilizer Bar • Dual Wiring for Roof Light (with hole in roof panel) • Assist Straps (rear) • 4-Door Warning Light System (red jewel on instrument panel lights up when any door is ajar) • Right-Hand Rear Door Metal Pull Handle

## HEAVY-DUTY FEATURES STANDARD IN FAIRLANE TAXI PACKAGE

**HEAVY-DUTY SUSPENSION** has extra-capacity rear leaf springs. Specially calibrated shock absorbers give a smooth, firm ride. **HEAVY-DUTY BRAKES** feature special wear-resistant bonded linings with 171.9 sq. in. of lining area to give longer service in demanding taxi use. Drums are groove-cooled for more uniform braking and less fade. Brakes in taxi package are manually adjusted. **HEAVY-DUTY 9.4-INCH CLUTCH** has extra-thick friction facings and stronger pressure plate springs. All-around construction is heavier

for greater durability. Release bearing has pressure lube fitting. **HEAVY-DUTY SYNCHRO-SMOOTH DRIVE 3-SPEED TRANSMISSION** is fully synchronized in all forward speeds to permit downshifting to low without "gear crunch" even when under way. **HEAVY-DUTY SEATS** with extra-duty springs, foam in front seat cushion, and thick padding in rear seat cushion, resist sagging, keep their shape and provide seating support longer. Seats are upholstered in heavy-duty durable, patterned vinyl in an attractive parchment color.

Low price tag, low maintenance cost and a genuine reputation for quality put Fairlane in a taxi class all by itself. Interior dimensions that spell comfort-plus, a smooth, quiet ride, continue to strengthen Fairlane's reputation for quality, dependability and economy in the taxi field. Up front, all pedals are suspended for convenient operation and an uncluttered floor. Reversible keys, seat belts front and rear, 20-gal. fuel tank, windshield washers, electric windshield wipers, safety-yoke door latches, many other comfort and utility features are all standard.



# '67 FORD AND FAIRLANE TAXICAB OPTIONS

## FORD & FAIRLANE

### RPO—Monthly Schedule Items

Power Brakes\*  
Power Steering\*  
Deluxe Seat Belts, Front & Rear, Front Retractors  
SelectAire Conditioner#  
Two-Tone Paint  
MagicAire Heater†  
Power Front Disc Brakes

### LPO—Limited Production Items

Alternators—(see below)  
Extra Cooling Package  
Radio Noise Suppression Equipment

### DSO—Special Order Items

Special Map Light (auxiliary lamp under instrument panel)  
Trunk Lid Release (from driver's side of front seat)

### Dealer Installed Items

Fire Extinguishers  
Plus many other customary accessories

## FORD ONLY

### RPO—Monthly Schedule Items

Challenger 289-cu. in. 2-Barrel V-8 Engine  
Heavy-Duty SelectShift Cruise-O-Matic Drive for Six and V-8  
Power Seat  
Manual Front Disc Brakes  
Radial Ply Tires  
Convenience Control Panel (see opposite page)  
Push-Button AM Radio with Front Antenna\*  
Push-Button AM/FM Radio with Front Antenna\*  
Radio Antenna—right rear quarter  
Tinted Glass with Banded Windshield  
Courtesy Light Group—for ash tray, parking brake signal, glove box, trunk and rear door courtesy switches

### LPO—Limited Production Items

Single Key Locking System  
Spotlight—left-hand, "A" pillar mounted, clear lens without mirror, 6" diameter  
Transistorized Voltage Regulator

### Dealer Installed Items

Front and Rear Bumper Guards  
Plus many other customary accessories

## FAIRLANE ONLY

### RPO—Monthly Schedule Items

Electric Clock  
Push-Button Radio\*  
Courtesy Light Group—ash tray, map-glove box, trunk, and rear door courtesy switches  
Tinted Glass

## FORD AND FAIRLANE TAXI POWER TEAM SELECTIONS

PACKAGE	FORD STANDARD AND EXPANDED TAXI		FAIRLANE TAXI
ENGINES	Challenger V-8	Taxi Special Six	Fairlane Taxi Six
DISPLACEMENT (CU. IN.)	289	240	200
HORSEPOWER @ RPM	200 @ 4400	150 @ 4000	120 @ 4400
TORQUE (LBS-FT) @ RPM	282 @ 2400	234 @ 2200	190 @ 2400
COMPRESSION RATIO (TO 1)	9.3	9.2	9.2
ALTERNATOR (BELT DRIVE)	42-AMP. (SINGLE)	42-AMP. (SINGLE)	42-AMP. (SINGLE)
TRANSMISSION	3-SPEED MAN.	HD 3-SPEED MAN.	HD 3-SPEED MAN.
CLUTCH (DIA. IN.)	10.4	11	9.4
BATTERY (AMP-HR)	70	70	70

\*Also dealer installed †Heater-defroster is standard equipment. However, this option may be deleted if desired on appropriate price reduction ‡Ford SelectAire has 55-amp. alternator as standard equipment  
#Not available on Fairlane Taxi with 70-Amp. hour battery.

### LPO—Limited Production Items

Transistorized Voltage Regulator (not available with 55-amp. alternator)

### Dealer Installed Items

Spotlight  
Parking Brake Warning Light  
Plus many other customary accessories

### Explanation of Terms

RPO— Regular Production Option. Equipment advertised nationally and available without delay in production

LPO— Limited Production Option. Equipment generally used only by fleet and commercial accounts

DSO— Domestic Special Order. Specific procurement, with time necessary to fill order

## ALTERNATORS

Alternators must meet the electrical load requirements for the vehicle at average driving speeds, *plus* supply sufficient output to charge the battery. To determine the required alternator size, find the electrical item group in the Ampere-Draw Table that best describes your vehicle equipment. Alternators recommended are for 20-mph average vehicle speed. If your average speed is other than 20 mph, contact your dealer or local Ford District Sales Office for detailed selection information.

### FORD ALTERNATORS

42-Amp. Ford-Autolite  
53-Amp. Pancake (Leece-Neville)  
55-Amp. Ford-Autolite  
65-Amp. HD Pancake (Leece-Neville)

### AMPERE-DRAW TABLE



Standard Load: Includes ignition, gauges, regulator, all lighting turned on by headlamp switch, heater motor, courtesy light group, electric wipers and roof marker light	28-Amp. Load Average	Specify 42-Amp. Ford-Autolite
Standard Load plus: All-Transistor, Two-Way Radio or Air Conditioner‡	31-Amp. Load Average	Specify 42-Amp. Ford-Autolite
Standard Load plus: All-Transistor, Two-Way Radio and Air Conditioner‡	33-Amp. Load Average	Specify 55-Amp. Ford-Autolite
Standard Load plus: Tube-Type, Two-Way Radio with or without Air Conditioner‡	36-Amp. Load Average	Specify 55-Amp. Ford-Autolite

### FAIRLANE ALTERNATORS

42-Amp. Ford-Autolite  
53-Amp. Pancake (Leece-Neville)  
55-Amp. Ford-Autolite

### AMPERE-DRAW TABLE

Standard Load: Includes ignition, gauges, regulator, all lighting turned on by headlamp switch, heater motor, courtesy light group, electric wipers and roof marker light	26-Amp. Load Average	Specify 42-Amp. Ford-Autolite
Standard Load plus: All-Transistor, Two-Way Radio or Air Conditioner‡	29-Amp. Load Average	Specify 42-Amp. Ford-Autolite
Standard Load plus: Tube-Type, Two-Way Radio with or without Air Conditioner‡	34-Amp. Load Average	Specify 55-Amp. Ford-Autolite



## FORD MOTOR COMPANY 1967 LIFEGUARD-DESIGN SAFETY FEATURES...STANDARD

THICK-LAMINATE SAFETY PLATE GLASS WINDSHIELD offers greater strength and protection. New Padded Windshield Pillars on either side, Padded Sun Visors overhead, and Padded Instrument Panel combine to provide added protection for the driver and passengers in the front seat.

IMPACT-ABSORBING STEERING WHEEL, with Deep-Padded Hub adds importantly to driver's safety. On left side of steering column are Turn Indicators with Lane-Changing Signal to indicate movements from one lane to another. On right side of column is 4-Way Emergency Flasher switch.

REMOTE-CONTROL OUTSIDE REARVIEW MIRROR. Provides clear view of approaching traffic and makes it easy to set the mirror at the most desirable angle. Without lowering window, driver can quickly aim the mirror by simply moving inside finger-tip control mounted on the door.

SAFETY-YOKE DOOR LATCHES—the famous Ford design—are strong, tight-gripping to help keep doors closed in event of impact. Positive Door Lock Buttons must be raised, disengaging the locks, before door handles will operate and doors can be opened as an added precaution.

DUAL HYDRAULIC BRAKE SYSTEM with Warning Light. Dual master cylinder plus separate lines to front and rear brakes provides extra protection. In event one line is damaged, other remains to provide partial braking while red light on instrument panel warns driver of need for service.

OTHER LIFEGUARD-DESIGN SAFETY FEATURES INCLUDE □ Deluxe Front and Rear Seat Belts with Reminder Light □ Non-Glare, Day/Night Inside Mirror with Flexible

## 1967 HEADLINE FEATURES

RADIAL PLY TIRES. A Ford exclusive . . . offered for the first time on taxis! Their unique construction means they run cooler, offer as much as 80% greater tread life. Tire tread is more durable with greater resistance to road hazards and curb impacts. Radial ply tires also provide greater traction on wet pavement and offer potentially greater fuel economy. (Optional on Ford models.)

NEW EXTRA-HEAVY-DUTY 100,000-MILE SEATS. Designed especially for rugged taxi service, tested and proven in round-the-clock cab use. Improved posture-perfect design, foam cushioning provide maximum comfort while they reduce fatigue. Heavy-duty construction throughout (husky seat frame . . . big, strong springs).

COMFORT-STREAM VENTILATION. Draws in fresh air at the cowl, continuously forces smoke, stale air out through special vents in each front door. Adjustable outlets in instrument panel. (Ford only.)

REVERSIBLE KEY for doors and ignition goes in lock either side up. All doors can be locked without keys.

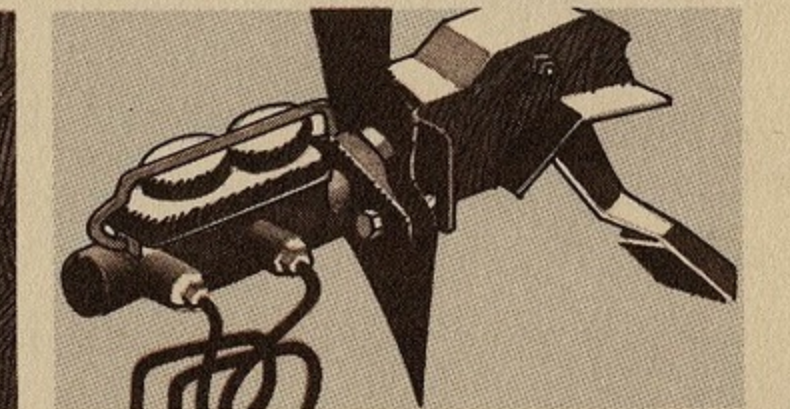

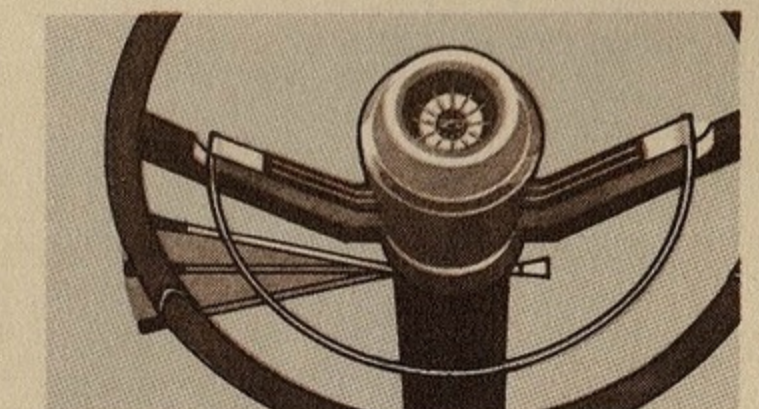

CONVENIENCE CONTROL PANEL. Reminder lights alert driver to fasten seat belts, that a door is ajar, fuel is low and parking brake is on. Includes switch for automatic door lock. Optional on Fords.

SELECTSHIFT CRUISE-O-MATIC TRANSMISSION provides added ease of operation in congested traffic. New SelectShift feature lets driver take over manually when desired. For special applications, a detent plate is available which blocks out 1st and 2nd on Cruise-O-Matic. (240-cu. in. engines only.)

MANUAL AND POWER FRONT DISC BRAKES have inherent ability to resist fade even after repeated hard stops. Have *more positive brake feel* and less sensitivity to water and dust. Manual and Power Front Disc Brakes optional on all Fords. Power Front Disc Brakes available for Fairlane models.

SUSPENDED ACCELERATOR PEDAL, which pivots on its own axis, provides the added convenience of adjusting itself to the most comfortable foot position for the driver. Ideal for long runs.

Backing □ Break-Away or Double-Pivot Inside Mirror Arms □ Windshield Washers □ 2-Speed or Variable Speed Windshield Wipers □ Backup Lights.





# '67 FORD AND FAIRLANE TAXICAB SPECIFICATIONS

## Ford Custom and Custom 500

**EXTERIORS:** Choice of 15 Super Diamond Lustre Enamel finishes: Raven Black, Wimbledon White, Candyapple Red, Silver Frost (gray), Brittany Blue, Burnt Amber, Pebble Beige, Clearwater Aqua, Frost Turquoise, Dark Moss Green, Beige Mist, Nightmist Blue, Sauterne Gold, Springtime Yellow, Vintage Burgundy. See your Ford Dealer for Two-Tone options.

**INTERIORS:** Standard Taxi Package heavy-duty, non-pleated all-vinyl upholstery and trim is beige in both models. Heavy-duty front and rear floor mats (black rubber).

**ENGINES: 150-hp Ford Taxi Special Six** (Standard Taxi Package)—240-cu. in. displ.; 4.00" bore x 3.18" stroke; 9.2 to 1 comp. ratio; precision-cast crankshaft with seven main bearings; chrome-tipped intake valves and rotators on the exhaust valves and hydraulic lifters with chrome-plated plungers; gear-driven camshaft; regular fuel; single-barrel carburetor with automatic choke; oil-bath air cleaner, high-capacity long-life fuel filter; disposable-type (cartridge replacement) full-flow oil filter; 5-qt. oil capacity, incl. filter; single exhaust system with all-aluminized muffler and tailpipe.

**200-hp Challenger V-8** (Optional)—289-cu. in. displ.; 4.00" bore x 2.87" stroke; 9.3 to 1 comp. ratio; regular fuel; 2-barrel carburetor with automatic choke. Other specifications same as Taxi Special Six, except valve rotators.

**ELECTRICAL:** 12-volt electrical system with 42-amp. alternator, 66-plate, 70 amp-hr battery, weatherproof ignition system with Static-Ban constant-resistance wiring and air-cooled distributor points; positive-engagement starter.

### CLUTCHES AND TRANSMISSIONS:

**Heavy-Duty Clutch** in Taxi Package for Six is 11" diameter with 113.1-sq. in. frictional area, thick facings, extra-capacity pressure plate springs. 289-cu. in. V-8 has 10.4" diameter with 103.7-sq. in. frictional area. Standard sedan clutch face diameter and area are 9½" and 85.2 sq. in. (Six), 10.4" and 103.7 sq. in. (V-8). Clutches are semi-centrifugal type. **3-Speed Manual Transmission** (standard; HD type with Taxi Special Six)—fully synchronized in all forward speeds; alloy-steel helical gears and forged bronze synchronizers. Shift lever on steering column. Taxi Package includes heavy-duty shift linkage.

**SelectShift Cruise-O-Matic Drive** (optional; HD type with Taxi Special Six)—3-speed automatic transmission with SelectShift feature allowing manual shifting when desired.

**REAR AXLE:** Semi-floating type with deep-offset hypoid gears, straddle-mounted pinion. Permanently lubricated rear wheel bearings. Axle ratio: 3.00 to 1 for 3-speed manual and SelectShift Cruise-O-Matic. Lubricator-fitted universal joints.

**FRONT SUSPENSION:** Wide 62-in. tread; drag-strut, ball-joint type suspension system with mounting feature that allows slight rearward movement of front wheels to reduce effects of bumps and ruts. Ball joints packed with special 36,000-mile lubricant retained by full-life seals. Rubber bushed stabilizer helps control sway on turns. Tapered roller wheel bearings with 30,000-mile check interval (repack as required). Specially calibrated shock absorbers with all-weather fluid for better year-round control. **Heavy-Duty Suspension** (Expanded Taxi Package) heavy-duty coil springs, shock absorbers.

**REAR SUSPENSION:** Wide 62-in. tread. Three-link coil spring system with long and short mounting-link arrangement to control tendency to dive and squat in braking and acceleration. Lateral track bar centers axle, resists body sway and roll on turns. All

links and track bar rubber-bushed for smooth, quiet operation. Shock absorbers, sea-leg-mounted to resist body side-shake, have all-weather fluid for more uniform control. **Heavy-Duty Suspension** (Expanded Taxi Package) has heavy-duty springs and shock absorbers.

**STEERING:** Precision-control, low-friction recirculating ball-type steering gear with anti-friction bearings throughout plus high ratio for easier steering. Flexible coupling in steering shaft insulates steering wheel. Symmetrical linkage with nylon bearings in tie rod and pitman arm pivots packed with special 36,000-mile lubricant retained by full-life seals. Overall steering ratio 30.9 to 1; with power steering 22 to 1. Turning diameter 43.6 feet.

**BRAKES:** Dual hydraulic system with dual master cylinder, separate lines to front and rear brakes to provide partial braking in the event of possible failure in one line; red warning light indicates brake service is needed. Double-sealed, self-energizing design. Dash-mounted master cylinder. **Heavy-Duty Brakes** in Taxi Package have 236-sq. in. bonded linings and cooling-grooved 11-in. composite drums for long life. Manual adjustment. Standard sedan brakes have 204-sq. in. riveted linings, air-grooved 11-in. composite drums, and self-adjustment. Foot-operated parking brake with hand release under instrument panel. Optional power brakes have special low pedal position. Manual and power front disc brakes optional on all models.

**TIRES:** Uniform pressure, 4-ply rating, black tubeless tires with Tyrex rayon cord. Safety-type rims. Basic size: 7.75 x 15. New radial ply tires optional on units with 240-cu. in. and 289-cu. in. engines. See your Ford Dealer for wide selection of Ford's "Tailored Tire" options for your particular requirements.

**DIMENSIONS:** Overall length 213"; width 79.0"; height 55.7"; wheelbase 119"; treads 62" front and rear; fuel 25 gal.; trunk luggage vol. 19.1 cu. ft.

## Fairlane

**EXTERIORS:** Choice of 15 new Super Diamond Lustre Enamel finishes: Raven Black, Wimbledon White, Candyapple Red, Silver Frost (gray), Brittany Blue, Dark Moss Green, Burnt Amber, Pebble Beige, Clearwater Aqua, Beige Mist, Frost Turquoise, Nightmist Blue, Sauterne Gold, Springtime Yellow, Vintage Burgundy. See your Ford Dealer for Two-Tone options.

**INTERIORS:** Standard Taxi Package all-vinyl upholstery and trim in parchment. Heavy-duty floor mats, front and rear (black rubber). Standard sedan upholstery is long-wearing cloth with harmonizing crinkle-grain vinyl bolsters and trim. Floor covering is color-keyed vinyl-coated rubber.

**ENGINES: 120-hp Fairlane Taxi Six** (Standard Taxi Package)—200-cu. in. displ.; 3.68" bore x 3.13" stroke; 9.2 to 1 comp. ratio; precision-molded crankshaft with seven main bearings; free-turn valves with hydraulic lifters; integrally cast cylinder head and intake manifold; regular fuel; special economy single-barrel carburetor with automatic choke; high-capacity long-life fuel filter; dry-type air cleaner; disposable-type (cartridge replacement) full-flow oil filter; 4.5-qt. oil capacity, incl. filter; fully aluminized muffler.

**120-hp Fairlane Six** (Standard Sedan)—Same as above except regular single-barrel carburetor with automatic choke; disposable-type (complete replacement) full-flow oil filter.

**ELECTRICAL:** 12-volt electrical system with 42-amp. alternator (38-amp. with standard Six); 66-plate, 70 amp-hr battery (45 amp-hr battery with

standard Six); weatherproof ignition with Static-Ban constant-resistance wiring and air-cooled distributor points; positive engagement starter.

### CLUTCHES AND TRANSMISSIONS:

**Heavy-Duty Clutch** in Taxi Package is semi-centrifugal type with 9.4-in. diameter (82 sq. in.) thick facings, high-capacity pressure plate springs. Sedan standard clutch is semi-centrifugal type, face diameter 9 in., frictional area 70.6 sq. in. Ball-type release bearing is pre-lubed. **3-Speed Manual Transmission**—fully synchronized in all forward speeds; helical gears with forged bronze synchronizers. Shift lever on steering column. **SelectShift Cruise-O-Matic Drive** (optional)—3-speed automatic transmission with SelectShift feature allowing manual shifting when desired.

**REAR AXLE:** Semi-floating type with deep-offset hypoid gears and straddle-mounted drive pinion. Induction-hardened, forged shafts with permanently lubricated wheel bearings. Axle ratios: **3-Speed Manual and SelectShift Cruise-O-Matic**—3.25 (to 1).

**FRONT SUSPENSION:** Angle-Poised ball-joint design with coil springs pivot-mounted on upper arms and shock absorbers internally mounted. Shock absorbers have all-weather fluid for better year-round control. Strut-stabilized lower arms. Ball joints packed with 36,000-mile lubricant retained by full-life seals. Tapered roller wheel bearings checked each 30,000 miles (repack as required). **Heavy-Duty Suspension** (Standard Taxi Package) has heavy-duty springs and shock absorbers.

**REAR SUSPENSION:** Wider, longer leaf springs with rubber-bushed front mounting and compression-type rear shackles. Rear axle is mounted forward of spring center to give better anti-squat control on start-up. Spring tip liners between all but bottom leaves. Diagonally mounted shock absorbers have all-weather fluid. **Heavy-Duty Suspension** (Standard Taxi Package) has heavy-duty springs and shock absorbers.

**STEERING:** Low-friction, recirculating ball-type steering gear for easy steering. Anti-friction bearings throughout. Steering linkage system has full-life seals. Overall steering ratio 29.4 to 1. With power steering option, flexible steering shaft coupling reduces vibration and road shock; ratio is 21.6 to 1. Turning diameter 41.5 feet.

**BRAKES:** Dual hydraulic system with dual master cylinder, separate lines to front and rear brakes. Double-sealed, self-energizing design. Dash-mounted master cylinder. **Taxi Package Heavy-Duty Brakes** (with 3.25 to 1 rear axle only)—have 171.9-sq. in. bonded linings and specially grooved 10-in. composite drums for long service life. Manual adjustment. Standard sedan brakes have 152.8-sq. in. riveted linings, air-grooved 10-in. drums and self-adjustment. Foot-operated parking brake with hand release under instrument panel. Power front disc brakes optional on all models.

**TIRES:** Uniform pressure, 4-ply rating, blackwall, tubeless rayon cord. Safety-type rims. Basic size: 7.35 x 14. See your Ford Dealer for wide selection of Ford's "Tailored Tire" options for your particular requirements.

**DIMENSIONS:** Overall length 197"; width 74.7"; height 55", wheelbase 116"; treads 58.4" front, 58.1" rear; fuel 20 gal.; trunk luggage vol. 15.2 cu. ft.

**PRICES:** All power assists, optional equipment and accessories as well as some items illustrated or referred to as options, optional or available in this catalog are at extra cost. For the price of the model with the equipment you desire, see your Ford Dealer.

*The illustrations and product information contained herein were current at the time this publication was approved for printing. However, in order to continue to offer the finest automotive products available, the Ford Motor Company reserves the right to change specifications, designs, models or prices without notice and without liability for such changes.*

YOU'RE AHEAD IN A

# FORD

