

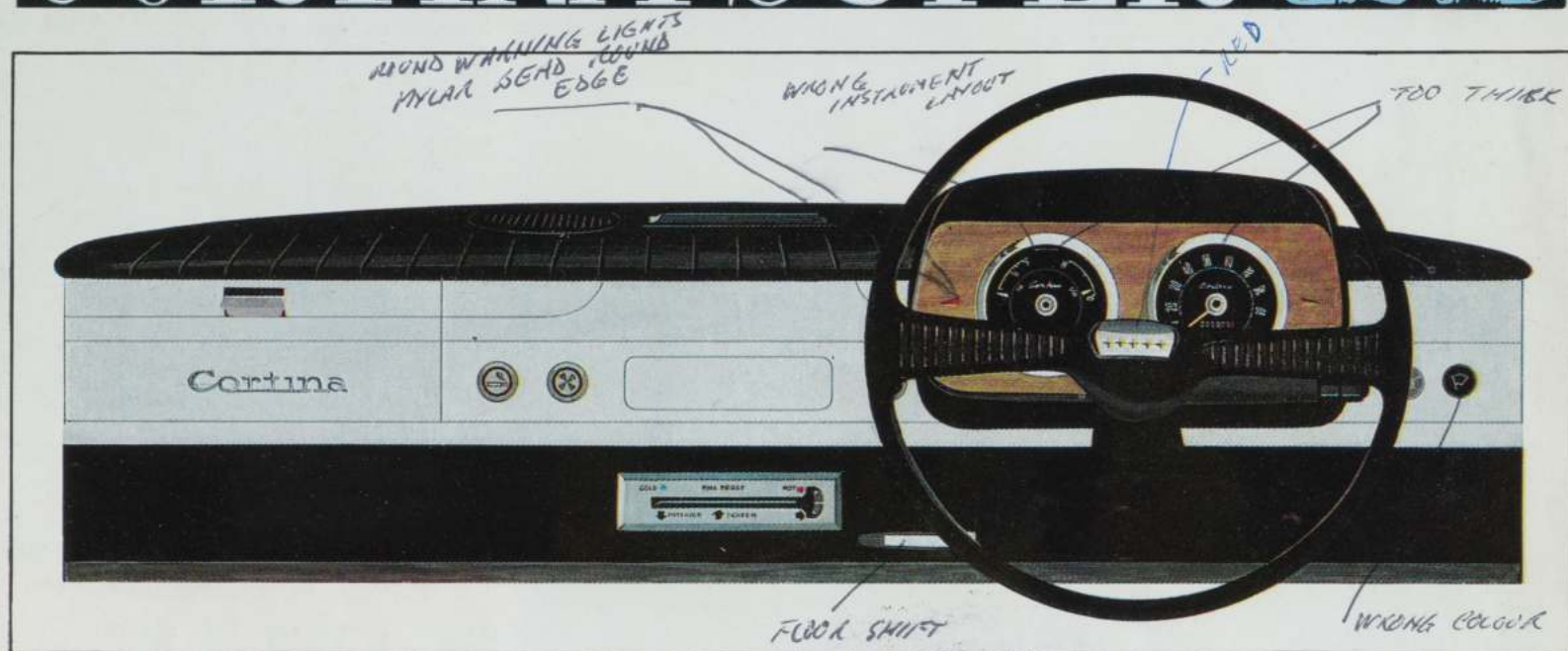
CONSUL CORTINA SUPER







CORTINA SUPER




EACH PACEFUL MILE
IN COMFORT & STYLE
~ ECONOMICAL TOO!

For low-cost luxury—you can't beat the Cortina Super—fitted carpets, twin sun visors and vanity mirror, cigar lighter, twin horns, interior light with door-operated courtesy switches, heater, arm-rests, windshield washers. With the Cortina Super you can have, either a bench seat with column shift or bucket seats with a well-placed floor gear-shift. The choice is yours—the price is the same. A choice of 2-door or 4-door models is also available. The Cortina Super is finished in a full range of exciting and tasteful colours, both in the exterior paintwork and interior trim. The boot, with lockable counterbalanced lid, provides an exceptionally large luggage capacity of 20.9 cubic feet (591.9 m³). The Cortina Super has a measure of comfort and luxury previously only associated with big cars.



The Cortina Super's power-packed, but economical, 5-bearing 1½ litre engine, quickly races the car to speeds well into the eighties. A central floor or column-change shifts the gears quickly through a 4-speed, all-synchromesh gearbox. Its superb road holding is achieved through independent suspension at the front, with an anti-roll torsion bar, and semi-elliptic leaf springs and telescopic shock absorbers at the rear. Big 9" (228 mm) front and 8" (203 mm) rear hydraulic brakes give instant control at all speeds and in all weathers. The Cortina Super's newly-designed instrument binnacle with wood-grain framing the two main dials, has full at-a-glance instrumentation—speedometer, odometer, fuel gauge, temperature gauge; warning lights for main beam, indicators and oil, can be easily distinguished. All the Cortina Super's controls have been carefully designed and placed to give every driver instant control and vision in complete comfort.





The Cortina Super—stand back and admire its design, open a door and savour its luxury, sit inside and enjoy its comfort, touch the accelerator and feel its power, take five for a drive and test its economy . . . and then you'll know why the Cortina Super is known as the small car with the big difference.

A small car with so much more—the Cortina Super—speeds well into the eighties, fully controlled with an excellent braking system. The 1½ litre 5-bearing power-plus engine performs smoothly through its 4-speed, all-synchromesh gearbox. The full instrumentation dashboard is padded for extra safety. Both driver and passengers enjoy all-round visibility. With unrivalled road holding, the Cortina Super corners beautifully, replying instantly to every flick of the controls and touch of the steering wheel.



The comfort of the Cortina Super's roomy interior is outstanding for a small car—plenty of leg-room for five adults, richly appointed trim, matching the beautifully finished seats thickly padded beneath the tough, washable lustre p.v.c. upholstery, full colour-keyed carpeting throughout. Zero torque locks are fitted on all doors. A full width parcel tray and a glove box takes care of personal items.

The Cortina Super is a motoring enthusiast's dream. Everything and everywhere has been planned and tested with care, from the power-packed engine unit to the placing of the three ashtrays. Servicing problems are banished, the Cortina Super only requires servicing every 5,000 miles. From the tips of its front flashers to its tail-lamp the Cortina Super boasts quality—a pleasure to drive and a car anyone would be proud to own.



SPECIFICATION

ENGINE: Four cylinder cast integrally with upper half of crankcase. Bore 3.1878 in. (80.97mm). Stroke 2.867 in. (72.82mm). Capacity 91.53 cu. in. (1499.9 cc). Push-rod operated overhead valves with integral guides—compression ratio 8.3:1 B.h.p. 64 @ 4,600 r.p.m. (gross), 59.5 @ 4,600 r.p.m. (nett), torque 85.5 lbs./ft. @ 2,300 r.p.m. (gross), 85.5 lbs./ft. @ 2,300 r.p.m. (nett). Five-bearing crankshaft with integral weights dynamically balanced. Fully-machined combustion chambers. Separate inlet and exhaust port to each cylinder. Three ring pistons two compression rings and one Microland oil control ring. Chromed top ring. Chain driven camshaft carried in babbitt lined bearings with mechanical tensioner. Three point rubber suspension of engine and gearbox.

ENGINE LUBRICATION: High efficiency rotary type pump externally mounted with full pressure feed to main, big end, camshaft and rocker bearings. Cylinder walls lubricated by positive intermittent squirt from big end bearings via connecting rod drillings, timing chain and gears by direct spray. Full flow externally mounted oil filter. Accessible dipstick. Capacity of system 6½ pints (3.69 litres).

IGNITION: 12 Volt oil-filled coil; distributor has automatic centrifugal advance and retard with additional vacuum control.

FUEL SYSTEM: Camshaft operated mechanical diaphragm pump incorporating sediment bowl. Electrical petrol gauge. Petrol tank located under luggage compartment floor. Tank capacity 8 gallons. (36.6 litres)

COOLING SYSTEM: Pressurized. Belt-driven fan and water pump with thermostatic heat control. Tube and fin radiator. Capacity of system 10½ pints. (6.04 litres)

TRANSMISSION: Clutch: single dry plate, spring cushioned. Central floor or column gear change. New 4-speed all-synchromesh gearbox. Overall ratios: 1st 13.818:1; 2nd 9.344:1; 3rd 5.507:1; Top 3.901; Reverse 15.456:1.

REAR AXLE: Semi-floating pressed steel banjo housing with hypoid final drive. Heavy duty roller and ball bearings. Open type drive shaft. Axle ratio 3.9:1.

FRONT SUSPENSION: Independent coil springs mounted on special double-acting hydraulic shock absorbers. Anti-roll torsion bar embodied.

REAR SUSPENSION: Longitudinal, asymmetrical semi-elliptic springs with hydraulic double-acting telescopic shock absorbers.

BRAKES: Hydraulic internal expanding 9" x 1½" (228 x 44.5 mm) front; 8" x 1½" (203 x 38 mm) rear. Two leading shoes on front, leading and trailing rear. Footbrake on all four wheels—handbrake on rear wheels only.

STEERING: High efficiency recirculatory ball type. Ratio 15.1:1. Two-spoke steering wheel, diameter 16" (40.6 cm). Turning circle: 33' 9" (10.28 m).

WHEELS & TYRES: Pressed steel with wide base rims. Fitted with bright metal hub caps. Tyres 5.60 x 13 tubeless.

ELECTRICAL EQUIPMENT: Two brush ventilated generator, compensated voltage control, 'V' belt drive, Starter Motor. Dual tone horns operated by horn button on steering wheel antenna. Battery 12 volt 38 amp hr at 20 hour rate, located under hood.

INSTRUMENTS: Raised binnacle located directly in front of driver incorporating speedometer, odometer, fuel gauge, main beam warning light, and indicator warning lights, temperature gauge and oil pressure warning light.

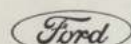
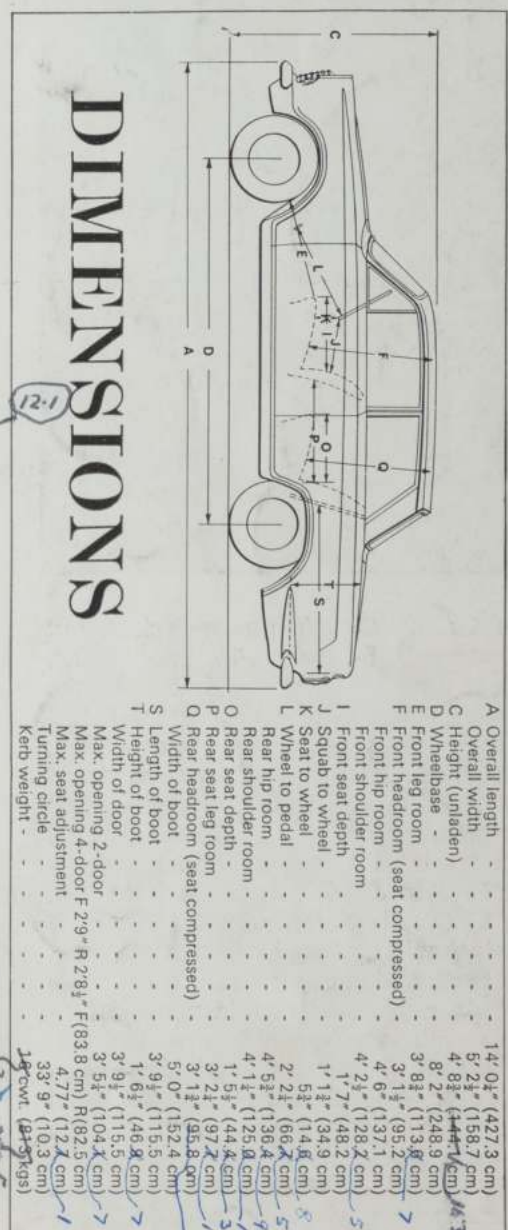

CONTROLS: Antenna on right hand side of steering column controlling horn, side lights, panel light, main beam and dipper. Separate switch on main antenna controlling self cancelling flashers. Choke and wiper controls mounted on facia panel. Combined ignition/starter switch.

BODY: All steel welded integral construction, seating within wheelbase, safety glass all round (laminated windshield supplied where legal requirement), single curvature windscreen and rear window, bright inserts in surround mouldings. Two or four wide-opening doors with spring-type check devices, zero torque door locks, exterior lock on driver's door, interior lock on passenger's door, combined armrests/door pulls. Hinged no-draught front vent windows embodied in doors, opening rear ¼ windows for 2-door model. Bench front seat with 4.77" (12.1 cm) adjustment. Separate luggage compartment with lockable counterbalanced lid—20.9 cu. ft. (0.590 m³) capacity. Spare wheel housed in recess in rear side fender.

GENERAL EQUIPMENT: Electrically operated dual windscreen wipers, windscreen washers, two sealed-beam headlamps, twin combined flasher and side lamps, twin circular tail light assemblies incorporating flashers. Twin reflectors. Rear number plate illumination light, three ashtrays, interior rear-view mirror, interior light with door operated courtesy switch. Twin sun visors with vanity mirrors full width parcel tray under facia. Colour-keyed carpet, washable plastic headlining. Single or two-tone paint finish. Provision for radio. Bright metal exterior and interior ornamentation. 'Super' badges on rear quarter panels. Two-tone trim schemes in lustre PVC. Aluminium scuff plates. Colour-keyed steering wheel and shroud. Glove box with lid. Padded facia. Cigar lighter. Wheel trim rings.

FACTORY FITTED OPTIONS (extra cost): White sidewall tyres. Radio. Overriders. Heater/Demister with 2-speed fan.

(At no extra cost): Individual front seats and floor gear change. Two-tone Saran weave cloth. Cold air ventilation system.



Ford policy is one of continuous improvement. The right to change prices, specifications, colours or equipment at any time without notice is reserved.

A PRODUCT OF FORD MOTOR COMPANY LTD. DAGENHAM, ENGLAND