




BY APPOINTMENT
TO HER MAJESTY THE QUEEN
MOTOR VEHICLE MANUFACTURERS
FORD MOTOR COMPANY LTD.



Convertibles from FORD

CONSUL

ZEPHYR


ZODIAC

Open air luxury!

For the breathless excitement of
open sports car performance . . .



for saloon car luxury and
comfort . . . for the best of both


there's nothing to equal Ford
convertibles—fresh air fiends in
the nicest imaginable way!



By way of introduction—the clean, classic lines
of the Ford convertible range . . . Long, low, splendidly
luxurious, perfectly proportioned, with
just the right amount of chrome and sparkle.

styling that's a pleasure to the eye






On the left the luxurious and powerful six-cylinder full five-seater Zodiac. Above, the lively four-cylinder and full five-seater Consul. Both have all the comforting thoughts for your comfort you could possibly wish for. Both are styled to look young for many years to come. There are ten sleek single colours to choose from for your Consul, Zephyr or Zodiac and an additional seven twin-tones for the Zodiac.

an open invitation to take the wheel




The most relaxing and comfortable driving position you'll find.
All the leg room you need, and a deep, luxuriously built
seat with a thickly padded squab that tips forwards and
inwards to give easy access to the rear seat. Well-
finished door trim and carefully positioned
arm rests complete the luxury.

The attractively-styled facia incorporates a generously upholstered safety padding in non-reflective material. This runs the full width of the facia top. Instruments are conveniently clustered under a rectangular shrouded cowl directly in front of the driver. Easy-reach control knobs are marked pictorially for easy and immediate identification.




The lower section of the facia houses a lockable glove box, vertical ventilation controls in chrome (and heater controls when fitted) and space for a radio speaker. A panel forming an extension to the parcel tray carries a cigar lighter (for the Zodiac), a pull-out ashtray, provision for a radio unit and a pull-twist action handbrake.




And a very handsome trio they are! Here in convertible country you see the Consul in Imperial Maroon, the Zephyr in Caribbean Turquoise, the Zodiac in Ming Yellow and Cirrus White. You'll find a full list of brilliant body colours available later in the catalogue.

the best things in life are three!





The best of both worlds—de ville position for days when it's bright but uncomfortably gusty, hood up for snug winter warmth, saloon car comfort. A power-operated hood is standard on the Zephyr and Zodiac, an optional extra for the Consul.



There's plenty of room for three in the front, two in the back; or, as here, there's uncramped comfort for a third passenger in the back. Leg and shoulder room is definitely generous—and so are the number of upholstery colours and trims for you to choose from.


4

The Consul has a 4-cylinder 1703 c.c. engine, developing 59 b.h.p. at 4,400 r.p.m., that gives brisk, economical performance.




6


The Zephyr and Zodiac enjoy the famous Ford 2,553 c.c. 6-cylinder engine that has proved its efficiency and reliability in many international rallies. 85 b.h.p. is developed smoothly and quietly at 4,400 r.p.m. Overdrive is available at extra cost.



Mechanical features common to all three models include the suspension—unique Ford 'glide-ride' independent system in the front (see left) and long semi-elliptic springs at the back.



Other outstanding features—a cast and dynamically balanced crankshaft (see above), high duty alloy pistons, a rugged but light-to-operate 3-speed gearbox, high-efficiency hypoid final drive, and very light recirculatory ball steering. Power assisted front disc brakes are available as an optional extra on Consul, Zephyr and Zodiac. A full specification is overleaf.



ENGINE: 4-cyl. cast integrally with upper half of crankcase. Bore 3.25 in. (82.55 mm.). Stroke 3.13 in. (79.5 mm.). Capacity 103.9 cu. in. (1,703 c.c.). B.H.P. 59 at 4,400 r.p.m. Torque 91 lb. ft. at 2,300 r.p.m. Three-bearing crankshaft with integral weights, dynamically balanced.

6-cyl. cast integrally with upper half of crankcase. Bore 3.25 in. (82.55 mm.). Stroke 3.13 in. (79.5 mm.). Capacity 155.8 cu. in. (2,553 c.c.). B.H.P. 85 at 4,400 r.p.m. Torque 133 lb. ft. at 2,000 r.p.m. Four-bearing crankshaft with integral weights, dynamically balanced.

Overhead valves, push rod operated. Compression ratio 7.8 : 1. (Low compression head optional—ratio 6.9 : 1.) Three-point rubber suspension.

ENGINE LUBRICATION: Pressure feed by submerged gear pump to crankshaft main bearings, big end bearings and camshaft bearings. Accessible dipstick. Detachable full flow type oil filter fitted direct to cylinder block. Sump capacity 6 pints. (6-cyl.—7 pints.)

IGNITION: 12-volt, oil-filled coil; distributor has automatic advance and retard with vacuum control.

FUEL SYSTEM: Diaphragm type fuel pump, mechanically operated; down-draught carburettor fitted with combined air cleaner and silencer. (Zodiac—Oil bath air cleaner.) Electrical petrol gauge. Tank capacity 10½ gallons.

COOL SYSTEM: Pressurised. Belt-driven fan and water pump with thermostatic heat control. Capacity of system 18 pints. (6-cyl.—22 pints.)

specifications and dimensions

TRANSMISSION: Clutch—single dry plate, spring cushioned. Hydraulic operation from pedal to heavy-duty ball bearing thrust release, with spring assistance. Steering column change lever. Synchromesh on top and second gears. Three forward speeds. Overall ratios: 4-cyl.—4.11 : 1; 6.75 : 1; 11.67 : 1; reverse 15.86 : 1. 6-cyl.—3.90 : 1; 6.40 : 1; 11.08 : 1; reverse 15.06 : 1. Oil capacity of gearbox 2½ pints.

REAR AXLE: Three-quarter floating, hypoid final drive. Heavy-duty roller and ball bearings. Open type driveshaft. Axle ratio: 4-cyl.—4.11 : 1. 6-cyl.—3.90 : 1. Oil capacity 2½ pints.

FRONT SUSPENSION: Independent front wheel suspension employs low periodicity coil springs mounted on special hydraulic double-acting telescopic shock absorbers, integral with the wheel spindle assembly. An anti-roll torsion bar is fitted which, being triangulated, holds the track control arms in the fore and aft direction.

REAR SUSPENSION: Longitudinal, asymmetrical semi-elliptic springs with hydraulic double-acting shock absorbers.

BRAKES: Hydraulic internal expanding (front) $9 \times 2\frac{1}{2}$ in., two leading shoe; (rear) $9 \times 1\frac{3}{4}$ in., single leading shoe. Total lining area 147 sq. ins. Hydraulically operated front disc brakes available as optional equipment.

STEERING: High efficiency recirculatory ball type. Ratio 1.08 : 1. Two-spoke steering wheel, diameter 17 in. Turning circle: 4-cyl.—35 ft. 6-cyl.—36 ft.

WHEELS AND TYRES: Pressed steel with wide base rims. Fitted with bright metal hub caps. Tubeless tyres: 4-cyl.—5.90 × 13. 6-cyl.—6.40 × 13. Extra for Zodiac—Bright metal trim rings and white sidewall tyres.

ELECTRICAL EQUIPMENT: Two-brush ventilated generator. Drive: V-belt, compensated voltage control. Starter motor: 4-cyl.—Single-tone horn, operated by push button on steering wheel. 6-cyl.—Dual wind-tone horns, operated by half-horn ring on steering wheel. Battery: 4-cyl.—45 amp/hour at 20-hour rate. 6-cyl.—57 amp/hour at 20-hour rate.

INSTRUMENTS: Conveniently grouped hooded cluster immediately in front of driver, includes speedometer, odometer, fuel gauge, temperature gauge, ignition and oil pressure warning lights. Direction indicator tell-tale lights. Main beam warning light. Variable instrument lighting.

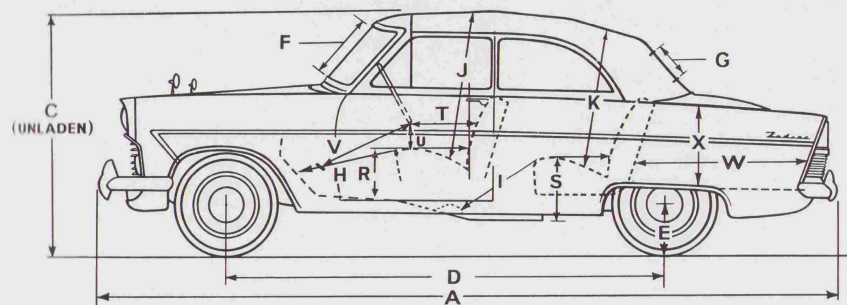
CONTROLS: Mounted in upper facia panel and comprising choke, windscreen wiper, key-operated ignition/starter switch, combination switch for side/head and instrument panel lights. Foot-operated headlamp dipper switch. Fresh air ventilator control. (And heater controls when fitted.) Zodiac—Heater and fresh air ventilator controls, Windscreen washer.

BODY: Body shell of all steel welded construction. Four/five seater with retractable head. Two doors. Seating within wheelbase. Safety glass all round. Chrome capped semi-wrap-round windscreen. Hinged ventilators embodied in front doors. Two-tone upholstery. Fitted carpets. Push button door handles with interior locks. Adjustable bench type front seat with hinged split squab for access to rear compartment. Lockable glove box. Front door arm rests. Interior light with combined door-operated courtesy light. Separate luggage compartment, capacity 16 cu. ft., release button has built-in barrel lock. Spare wheel housed in luggage compartment on right-hand side. Extra for Zodiac—Washable plastic headlining, Two-tone body enamel, Two-tone hide upholstery—P.V.C. on all non-wearing surfaces, Adjustable front door arm rests.

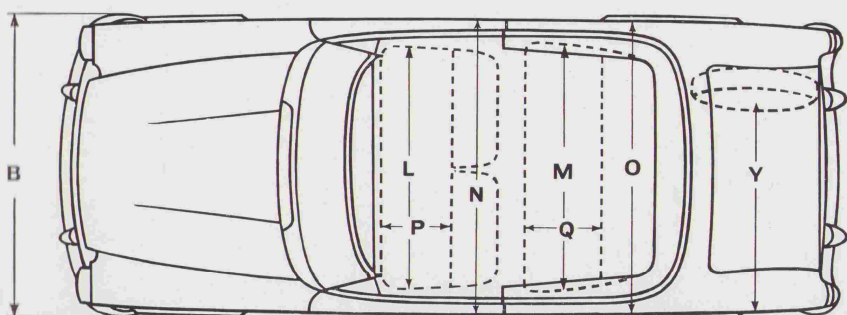
GENERAL EQUIPMENT: Dual windscreen wipers operated from vacuum pump fitted on engine. Moisture proof, flush-fitting headlamps with chrome plated surrounds. Separate side lamps. Twin tail and stop lamps. Twin reflectors. (6-cyl.—Bumper overrides.) Rear number plate illumination lamps. Flasher-type direction indicators with self-cancelling arm on steering column. Chrome wing mirrors. Plastic sun visors. Three ashtrays, Interior rear view mirror. Provision for fitting radio and radio speaker. Extra for Zodiac—Vanity mirror fitted to passenger sun visor, combined heater and demister with fresh air ventilator. Windscreen washer. Electric clock on header panel. Automatic cigar lighter. Metal tool box provided in boot.

OPTIONAL EXTRAS: Consul—Power-operated hood. Hide/P.V.C. upholstery. Heater and demister. White sidewall tyres. Zephyr—Manual-operated hood. Hide/P.V.C. upholstery. Heater and demister. White sidewall tyres. Overdrive. Zodiac—Overdrive. All models—Front disc brakes.

Ford policy is one of continuous improvement. The right to change prices, specifications and equipment at any time without notice is reserved.



A	Length	
B	Width	
C	Height—(Unladen)	
D	Wheelbase	
E	Ground Clearance	
F	{ Windscreen—Depth	
	{ Windscreen—Width	
G	{ Rear Window—Depth	
	{ Rear Window—Width	
H	Leg Room—Front	
I	Leg Room—Rear	
J	Head Room—Front	
K	Head Room—Rear	
L	Hip Room—Front	
M	Hip Room—Rear	
N	Shoulder Room—Front	
O	Shoulder Room—Rear	
P	Seat Depth—Front	
Q	Seat Depth—Rear	
R	Cushion from floor—Front	
S	Cushion from floor—Rear	
T	Steering Wheel to Front Squab	
U	Front Cushion to Steering Wheel	
V	Pedals to Steering Wheel	
W	Luggage Compartment—Depth	
X	—Height	
Y	—Width	
	Turning Circle.	
	Kerb Weight	



CONSUL

ZEPHYR

ZODIAC

14' 5 $\frac{3}{4}$ "	14' 11"	15' 0 $\frac{1}{2}$ "
5' 8 $\frac{3}{4}$ "	5' 9"	5' 9"
5' 0 $\frac{3}{4}$ "	5' 1 $\frac{1}{2}$ "	5' 1 $\frac{1}{2}$ "
104 $\frac{1}{2}$ "	107"	107"
6 $\frac{1}{2}$ "	6 $\frac{3}{4}$ "	6 $\frac{3}{4}$ "
1' 4 $\frac{1}{2}$ "	1' 4 $\frac{1}{2}$ "	1' 4 $\frac{1}{2}$ "
4' 8"	4' 8"	4' 8"
9"	9"	9"
2' 9 $\frac{1}{2}$ "	2' 9 $\frac{1}{2}$ "	2' 9 $\frac{1}{2}$ "
3' 8"	3' 8"	3' 8"
3' 4 $\frac{1}{2}$ "	3' 4 $\frac{1}{2}$ "	3' 4 $\frac{1}{2}$ "
3' 0"	3' 0"	3' 0"
2' 11"	2' 11"	2' 11"
4' 8"	4' 8"	4' 8"
4' 1 $\frac{1}{2}$ "	4' 1 $\frac{1}{2}$ "	4' 1 $\frac{1}{2}$ "
4' 4 $\frac{1}{2}$ "	4' 4 $\frac{1}{2}$ "	4' 4 $\frac{1}{2}$ "
3' 8"	3' 8"	3' 8"
1' 6 $\frac{1}{2}$ "	1' 6 $\frac{1}{2}$ "	1' 6 $\frac{1}{2}$ "
1' 7 $\frac{1}{4}$ "	1' 7 $\frac{1}{4}$ "	1' 7 $\frac{1}{4}$ "
11 $\frac{1}{2}$ "	11 $\frac{1}{2}$ "	11 $\frac{1}{2}$ "
1' 2"	1' 2"	1' 2"
1' 2"	1' 2"	1' 2"
5 $\frac{1}{4}$ "	5 $\frac{1}{4}$ "	5 $\frac{1}{4}$ "
2' 1 $\frac{1}{4}$ "	2' 1 $\frac{1}{4}$ "	2' 1 $\frac{1}{4}$ "
3' 7"	3' 7 $\frac{3}{4}$ "	3' 7 $\frac{3}{4}$ "
1' 9"	1' 9"	1' 9"
3' 5 $\frac{1}{2}$ "	3' 5 $\frac{1}{2}$ "	3' 5 $\frac{1}{2}$ "
35' 0"	36' 0"	36' 0"
23 cwt.	24 $\frac{1}{2}$ cwt.	25 $\frac{1}{4}$ cwt.

CONSUL

ZEPHYR

ZODIAC

BODY COLOURS

SAVOY BLACK
CHATEAU GREY
POMPADOUR BLUE
MING YELLOW
LIME GREEN
IMPERIAL MAROON
ERMINE WHITE
REGENCY GREY
AMBASSADOR BLUE
CARIBBEAN TURQUOISE

Dual-tone colours for Zodiac

MING YELLOW

ERMINE WHITE
IMPERIAL MAROON

CHATEAU GREY
REGENCY GREY

CHATEAU GREY
AMBASSADOR BLUE

POMPADOUR BLUE
LIME GREEN

REGENCY GREY
CARIBBEAN TURQUOISE

ERMINE WHITE
ERMINE WHITE

POMPADOUR BLUE



When you buy a Ford you buy more
than a car, you buy the backing of
unique world-wide Ford Service too—
provided by the leading dealer sales
and service organisation in the
automobile industry.

WITH OUR COMPLIMENTS . . .