

1975 Ford Elite

A mid-size car in the Thunderbird tradition



The closer you look, the better we look.



The new 1975 Elite is offered in one beautiful 2-Door Hardtop model. Here it is in Polar White (9D) with optional power-operated glass Moonroof. Note the color-keyed odense-grained vinyl roof, unique twin opera windows and extra-wide padded vinyl bodyside molding—all standard.

PRESENTING ELITE FOR 1975

THUNDERBIRD-INSPIRED. One glance at Elite's stately grille, graceful lines and unique twin opera windows tells you the heritage of this luxurious new mid-size car. It's designed with the craftsmanship, solid



engineering, personal luxury and classic styling that have so long been the tradition of Thunderbird.

You notice the similarity not only in Elite's look, but also in its outstanding ride and roadability. And not without good reason. Elite is engineered with the same-type, solid body/frame design as Thunderbird. It rides on a finely tuned coil spring suspension system with 15-inch wheels and steel-belted radial tires (similar to Thunderbird). There's full 6-passenger comfort inside. We took extra care to make Elite extra quiet by adding generous sound-proofing in key body areas (as we do on Thunderbird).

THE BEST THINGS IN LIFE—STANDARD. Elite comes to you the way a luxury car should: Full vinyl roof, opera



windows, steel-belted radial ply tires, power steering, power brakes and many more luxury features. Check the chart at right for some of the more notable items.

LUXURY OPTIONS YOU MIGHT EXPECT ONLY ON THE MOST EXPENSIVE CARS.

Options like a glamorous see-through Moonroof that's power-operated, a passenger seat recliner, illuminated vanity mirror for the lady, aluminum wheels — even a super-luxurious interior. Options so typically Thunderbird-inspired (see pages 6-7).

LUXURY DESIGNED FOR THE TIMES. Elite offers Thunderbird-like elegance with the operating economy of a mid-size. Its engine has solid state ignition. (No points or condenser to replace.) Elite comes with a big 22 imp. gallon fuel tank for longer cruising range.

The 1975 Elite... designed in the Thunderbird tradition and built for the way you drive today.

NOTABLE STANDARD FEATURES—

FUNCTIONAL: 351 CID V-8 with Solid State ignition ■ SelectShift Cruise-O-Matic Transmission ■ Power Front Disc Brakes ■ Power Steering ■ DirectAir Ventilation ■ Fuel Saving, Steel-Belted Radial Ply 15" BSW Tires ■ Front Bumper Guards ■ Heater/Defroster ■ 5-Pod Instrument Panel ■ Clock ■ Inside Hood Release ■ 2-Speed Wipers w/Wiper-Mounted Windshield Washers ■ All Ford Safety Design Features, including Steel Side Door Beams, Protective Bumper System, and others.

APPEARANCE AND COMFORT: Bench Seat with Westminster Cloth & Vinyl Trim ■ Color-Keyed Cut-Pile Carpeting on floor and lower door panels (except with optional White Interior Decor Group trim) ■ Deluxe Steering Wheel ■ Deluxe Color-Keyed Seat Belts ■ Full Vinyl Roof ■ Unique Twin Opera Windows ■ Wide Protective Bodyside Moldings with padded vinyl insert color-keyed to roof ■ Unique Elite Hood Ornament ■ Full Wheel Covers ■ Bright Window Moldings ■ Wide Wheel Lip Moldings ■ Front Bumper Guards ■ Distinctive Elite Ornamentation.

MEASUREMENTS: Wheelbase 114"; Length 216.1"; Height 53.2"; Width 78.5"; Front Tread 63.0"; Rear Tread 62.8"; Fuel Capacity (imp. gal.) 22; Curb Weight (lb.) 4341; Usable Luggage Capacity (cu. ft.) 16.5; Passenger Capacity, Bench Seat—6


Notes: See Notable Standard Features above. Other items shown are optional. See pages 6-7 for options in detail. Also see Color Code reference on back cover.



INSIDE... SOFT, DEEP-CUSHIONED LUXURY.

Interior Decor Group — even the instrument panel is special.

Although Elite comes to you complete to begin with, you may prefer to make it even more luxurious, more personal with this optional interior. You get so much plushness at so modest a cost: Individually adjustable split bench seat with dual armrests, trimmed in either a 100% nylon luxury knit that looks and feels like cashmere (shown in Saddle — Code LZ), or in a super-soft vinyl (see pages 6-7). Extra-thick cut-pile carpeting. Automatic seat back release. Visor vanity mirror. Even a special 8-pod instrument panel complete with: tachometer, trip odometer, oil, ammeter, temperature and fuel gauges (optional Luxury Steering Wheel shown). Options like the Interior Decor Group can add so much to your pride and personal satisfaction in owning a 1975 Elite.



s for Canadian Car Buyers

require the use of unleaded gasoline.
ception of one optional engine,*
f Canada 1975 model cars can be fueled with
pump, at any station, anywhere in Canada.

onomy, at a time when unleaded gasoline has limited availability,
ptional engines except the 2.8 litre V-6, in all 1975 Ford of Canada
y gasoline—regular, premium or unleaded.

Economy Features in Every 1975 Car Line:

es, these operat-
ngineered into


etter gas mileage

economy over
a spark plug

- Recalibration of carburetion and ignition timing on many engines has resulted in improved fuel economy and performance.
- Optimized rear axle ratios contribute to less engine wear and lower fuel consumption by proper matching to load and use requirements.

*Optional 2.8 litre V-6 requires unleaded fuel.

AUGUST, 1974



▲ The Beautiful Standard Elite Interior.



Its rich detailing is something to see and feel. Elegantly pleated bench seats are trimmed in luxurious Westminster cloth and vinyl. Underfoot is plush cut-pile carpeting. A handsomely styled 5-pod instrument panel, with controls and instruments conveniently lighted. Walnut woodtone touches all around. Deluxe color-keyed seat belts. The same attention to detail we give our Thunderbird. Shown here in Medium Blue (Code JB), one of five interior color schemes available. A pleated all-vinyl seat trim, tailored in the same style as above, is optional.



INSIDE... SOFT, DEEP-CUSHIONED LUXURY.

Interior Decor Group — even the instrument panel is special.

Although Elite comes to you complete to begin with, you may prefer to make it even more luxurious, more personal with this optional interior. You get so much plushness at so modest a cost: Individually adjustable split bench seat with dual armrests, trimmed in either a 100% nylon luxury knit that looks and feels like cashmere (shown in Saddle — Code LZ), or in a super-soft vinyl (see pages 6-7). Extra-thick cut-pile carpeting. Automatic seat back release. Visor vanity mirror. Even a special 8-pod instrument panel complete with: tachometer, trip odometer, oil, ammeter, temperature and fuel gauges (optional Luxury Steering Wheel shown). Options like the Interior Decor Group can add so much to your pride and personal satisfaction in owning a 1975 Elite.



▲ The Beautiful Standard Elite Interior.

Its rich detailing is something to see and feel. Elegantly pleated bench seats are trimmed in luxurious Westminster cloth and vinyl. Underfoot is plush cut-pile carpeting. A handsomely styled 5-pod instrument panel, with controls and instruments conveniently lighted. Walnut woodtone touches all around. Deluxe color-keyed seat belts. The same attention to detail we give our Thunderbird. Shown here in Medium Blue (Code JB), one of five interior color schemes available. A pleated all-vinyl seat trim, tailored in the same style as above, is optional.



This is Elite in Black (Code 1C). The matching Black vinyl roof and twin opera windows are just a few of its fine standard features.

Illuminated Visor Vanity Mirror. A thoughtful option for the lady. An unlighted vanity mirror comes with Interior Decor Group and Convenience Group.

▲ **Power-Operated Glass Moonroof.** Your window to the sky. One-way tinted glass (in Silver or Gold) lets you see the sun and the stars—even with roof closed. Touch a button and it opens automatically, silently. Press it again and it closes snugly.

Power-Operated Sunroof. Another glamour option that turns your Elite into a "convertible." Steel roof panel opens and closes smoothly, quietly—automatically.

Convenience Group. Includes outside left-hand chrome remote control mirror, interval wipers and visor vanity mirror (unlighted).

Outside Left-Hand Chrome Remote Control Mirror. Available individually as well as part of Convenience Group. **Outside Color-Keyed Remote Control Mirrors.** Racing type, color keyed to body finish, RH and LH remote control.

Metallic Glow Paint. Deep lustrous metallic sheen. Available in four special colors: Green Glow, Ginger Glow, Tan Glow and Silver Blue Glow.

Engine Options. Two fine power plants to choose from: the 400 CID 2V V-8 and the magnificent 460 CID 4V V-8—both with solid state ignition.

Deluxe Bumper Group. Includes rear bumper guards with rubber inserts plus horizontal rub strips on both front and rear bumpers. **Rear Bumper Guards** also available separately.

OPTIONS TO MAKE YOUR FORD ELITE EVEN MORE EXCITING, MORE PERSONAL.



Power Seats. Just a touch of the control and you've got perfect positioning: forward, backward, up or down. Tilt positions, too. Variations available: 6-way full width adjustment on full bench seats; 6-way driver seat only on split bench seat.

▲ **Manual Reclining Passenger Seat.** (shown here in Tan Vinyl—Code GU). Available with Interior Decor Group only. Seat back adjusts to a number of reclining positions, especially restful on long trips.

AM/FM Stereo Radio with Tape Player. Concert hall fidelity, dual speakers, front and rear. Lets you select your own music on tape, or on AM/FM. **AM/FM Stereo Radio**, also with four speakers. **AM Radio** also available. Can create your own concert hall sound with optional **Dual Rear Seat Speakers**.

SelectAir Conditioner. Dehumidifies as it cools, adds pleasure to your driving. **Automatic Temp Control** works with SelectAir to heat as well as cool, just like a thermostat. Set desired temperature and forget about it.

Light Group. Includes lights for headlight switch, ash tray, glove compartment, engine compartment and trunk; dual beam map light, instrument panel courtesy light; warning buzzer for "headlights on" and parking brake warning light.

Tinted Glass. Reduces glare on sunny days. Comes on all windows. Recommended with air conditioning.

Fingerlip Speed Control. Ideal for expressway driving. Maintains selected speed above 30 without your foot on the accelerator. Automatically disengages when you touch brake pedal or steering wheel button. Includes luxury steering wheel.

Leather-Wrapped Steering Wheel. Adds sporty looks, sporty feel.

Luxury Steering Wheel. Rich appearance, handsome woodtone applique.

Tilt Steering Wheel. Swings up and away for easier entrance and exit to driver's seat. Five-position adjustability for more comfortable driving.

Interior Decor Group instrument panel shown.



Fuel Sentry Vacuum Gauge. Designed to help you improve your driving habits and reduce fuel consumption. Gauge needle alerts you when low engine vacuum is robbing fuel. Indicates when gas mileage is "good" or "poor." **Fuel Monitor Warning Light** is also available. Uses light instead of gauge.

Electric Rear Window Defroster. Melts ice, helps keep rear window dry.

Luggage Compartment Trim. Includes carpeting, side lining boards and spare tire cover.

Protection Group. For the careful owner. Includes front color-keyed floor mats, door edge guards and bright license plate frames.

Anti-theft Alarm System includes door, hood and trunk alarm, and hood and spare tire lock. **Security Lock Group** comes with lockable inside hood release, spare tire lock and locking gas cap.

Electric Power Door Locks. Provide added security and convenience. Master lock buttons on both doors.

Other Options: Optional Axle Ratio; Handling Suspension; Traction-Lok Differential Axle; Trailer Towing Packages. See your Ford Dealer for complete details.

Dual Accent Bodyside Paint Stripes. They add an attractive styling touch.


Power Side Windows. A favorite convenience option. Master control on driver's door, individual control on passenger door.

Tire Options. White sidewalls or wide-ovals available, see your Ford Dealer for complete details.


Automatic Seat Back Release. Automatically releases seat back when you open door, a welcome convenience option for rear seat passengers. Standard with Interior Decor Group.

Pleated Vinyl Bench Seat. Handsome vinyl in the same sew style as the standard Westminster cloth trim. Durable and easy to clean. (See pg. 5.)

Interior Decor Group. Shown at left in Tan Super-soft vinyl (Code GU). See pages 4-5 for complete details.




▲ **Full Wheel Covers.** Standard at no extra cost.



▲ **Luxury Wheel Covers.** Thunderbird inspired, add a nice dress-up touch.



▲ **Wire Wheel Covers.** Classic styling in the finest European tradition.



▲ **Deep-Dish Aluminum Wheels.** A sporty look, with exposed bright chrome lugs.

What to look for in a mid-size car like Elite

Cost of ownership.

To get your money's worth, check price, operating economy and trade-in value. **Price.** Find out what you get for what you pay. Look at what comes standard. For 1975, Elite offers such standard equipment as: vinyl roof, twin opera windows, steel-belted radial ply tires, automatic transmission, power steering, power front disc brakes, and more. See page 3. **Operating economy.** Ask how often your new car will need routine



scheduled maintenance in the course of 50,000 miles. Elite is designed to keep operating cost low. For example, solid state ignition means you don't have to replace points or condenser. This and other features can add up to significant savings for you. **Trade-in value.** Elite's quality design, long list of standard equipment, and public acceptance are an indication that it will hold its value when you're ready to trade again.

Features that let you drive in confidence.

Elite is built with the same type Ford Safety Design Features found in larger cars like the Ford LTD, including side door beams, protective bumper system, and others. The Tot-Guard and Infant Safety Carrier shown here are the latest safety items available from your Ford Dealer. Ask about them. We care about you and those you care about.



Quality.

Ford takes quality very seriously. We want you to check the care taken to give you quality fit and finish of body seams, doors and trim. Uniformly lustrous paint. Snug, flat carpeting. And we urge you to test-drive Elite's quiet ride, comfort, and handling — signs of excellence you have to experience. You'll find these and other tests of quality in a free "Closer You Look Book" you can pick up at your Ford Dealer's.



This is Elite in Saddle Bronze Metallic (Code 5T). Highlighting the rear deck styling are full-width red lens accent and jewel-like wrap-around taillamps.

NOTES:

Replacement Parts. Your 1975 Elite comes with factory engineered Motorcraft battery, oil filter, shock absorbers, Autolite Powertip Spark Plugs and other Ford approved precision parts. For continued top performance, be sure to specify Motorcraft Parts and Autolite Powertip Spark Plugs whenever replacement is necessary.

For your convenience, Ford Elite colors and interior trims are coded. Example: Dark Red (Code 2M). Your Ford Dealer will be pleased to show you actual color chips and sample swatches of vinyl roof and interior trim colors.

Illustrations and information presented were correct when approved for printing. Ford of Canada reserves the right to discontinue or change at any time, specifications or design without incurring obligations.

Some features shown or described are optional at extra cost. Most options are offered on all models. Some options are required in combination with other options. Availability of some models and features described may be subject to a slight delay. Always consult your Ford Dealer for the latest, most complete information on models, features, prices and availability.

The closer you look, the better we look.

FORD ELITE

