

1 9 8 8

# FORD RANGER





R A N G E R

# FORD RANGER FOR 1988





**B**est-built American trucks seven years running. For the past seven consecutive years, Ford quality has led all other American automotive companies. That's based on an average of owner-reported problems in a series of surveys of '81-'87 models designed and built in North America. It's the result of our firm commitment to the integrity of the vehicles we produce.


Over the past several years, that commitment has led us to new state-of-the-art product developments, tooling and manufacturing procedures. Most important, we've formed a stronger partnership with our people — production workers and management — everyone pulling together with the goal of producing the right cars and trucks for your needs today. And the *right* car or truck is the one that's built with the highest quality.

The built-fun-tough Rangers you'll read about here are testaments to

that quality effort. Available in both 2-wheel drive and 4-wheel drive versions, they're engineered to provide outstanding performance and value from the efficient "S" models to the top-of-the-line STX. For 1988, a new Ranger STX GT package offers a special new kind of sporty excitement. Our products, backed by a 6-year/60,000-mile powertrain warranty, are making the definitive statement about Ford quality and our customer-driven attitude.

And the effort is ongoing. Constantly striving for new and better ways of serving our customers, we have looked to the global marketplace. Our abundance of worldwide resources will help us continue to produce high-quality, affordable products.

A lot has been happening at Ford over the past several years. It's all summed up in a familiar little credo which has come to mean *exactly* what Ford Motor Company is all about: *Quality is Job 1.*



### Contents

Ranger STX .....	4-5
Ranger Comfort .....	6-7
Ranger XLT .....	8-9
Ranger "S," "S" Plus and Custom .....	10-11
Ranger Engineering .....	12-13
Versatility .....	14-15
Ranger Value .....	16-17
Specifications and Dimensions .....	18-19
Features, Options and Colors .....	20-21
Safety and Owner Benefits .....	22-23

**R**anger STX 4WD in Raven Black. Shown with Bright Alloy Sport Appearance Package (light bar not for occupant protection). Other equipment shown may be optional. See options list on pages 20-21.



# FORD RANGER STX

**E**verything from the way it looks to the 140-horsepower V-6 engine under the hood says spirit.

On the street, the bold appearance of STX 2WD commands attention. Front and rear stabilizer bars help it handle and P215 outlined-white-letter all-season performance tires help it keep its grip. Choose the optional GT package (see your dealer for availability) and get a special new Ranger look. The front end features a sculpted air dam with fog lamps. There are front and rear bumper claddings (the tubular rear bumper is deleted), as well as "ground effects" style rocker moldings and wheel spats. Free-spirited 2 wheeling.

Off road, it's the STX 4WD. The Regular Cab version is called the High Rider. It's engineered with a unique suspension system that increases ground clearance and delivers improved handling performance. P215 RWL off-road tires dig in to help flatten out rough terrain. STX 4WD and 2WD are also available in the SuperCab style.

Order the optional Sport Appearance Package (shown here) and give your STX the unmistakable stamp of performance enthusiasm. It includes a front brush/grille guard with fog lamps, a light bar with off-road lights and a tubular rear bumper. And it's available in either black or bright alloy finishes.

There's nothing wrong with a little excitement. That's STX.



**Above right:** Ford Ranger STX SuperCab 4WD in Deep Shadow Blue Clearcoat Metallic with optional Sport Appearance Package (light bar not for occupant protection).

**Right:** Ranger STX 2WD with GT package in Colonial White.



Some equipment shown may be optional. See options list on pages 20-21.





**Ford Ranger STX 2WD Regular Cab in Cabernet Red.**



# RANGER COMFORT

**O**nce you've decided whether you want a Regular Cab Ranger or the roomier SuperCab, you can choose from standard Custom, luxurious XLT or sporty STX trim levels.

Whichever configuration you select, you'll enjoy a wide, roomy cab. The standard Ranger bench seat provides comfortable seating for three. Foam cushions on strong, flexible springs provide firm support, and the seat adjusts fully 5½ inches forward and rearward. Behind the seat there is space for items you'd like to bring along and keep protected in the cab.

SuperCab offers even more room for stowables with nearly 17 additional inches of interior cab length — enough for all kinds of gear for work or play. And the tip/slide right/left seat track on the 60/40 split bench seat (optional with STX) lets you slide the seat forward when the seat back is folded for easy access to the rear stowage area. It's a little thing, but it can be *very* handy.

And optional dual rear jump seats (standard in XLT and STX) make SuperCab a 4- or 5-passenger truck. They can be conveniently folded up out of the way when not in use for added stowage space.


The interior shown on these pages is the top-of-the-line STX. In Regular Cab, STX includes reclining sport cloth bucket seats with power lumbar supports and thigh supports. In SuperCab, cloth Captain's Chairs with tip/slide right/left seat track, individual recliners and power lumbar supports are standard.

Cloth-covered door trim panels with carpeted map pockets and the leather-wrapped steering wheel indicate that the STX trim level is thoughtfully appointed indeed. The standard AM/FM stereo radio with digital clock includes four speakers which fill the cab with high-fidelity sound. The pivoting vent windows provide controllable ventilation for the passengers. All attest to the sport-oriented comfort of Ranger STX.



**Ranger STX instrumentation** in Scarlet Red.

Some equipment shown on these pages may be optional. See options list on pages 20-21.



**Left:** Nearly 17 additional inches of rear cargo area length are available in SuperCab. Vinyl jump seats, which can be folded up out of the way when not in use, accommodate two. Standard with XLT and STX, optional with Custom.

**Right:** Ranger STX Regular Cab with sport bucket seats shown in Scarlet Red.







# FORD RANGER XLT SPECIAL VALUE

**I**t's difficult to find a situation in which Ranger XLT Special Value isn't at home. It's a built-fun-tough pickup, true, but it's also packed with comfort and equipped with features that make it a lot of truck for the money (see pages 16-17).

A large part of XLT's go-anywhere, do-anything flair is that it looks so good. The Deluxe Two-Tone paint, chrome/bright accents, deluxe wheel trim — all make it a vehicle you'll feel equally comfortable wheeling up to a softball diamond or a fashionable restaurant.



**Left:** Ranger XLT Regular Cab in Scarlet Red over Silver Clearcoat Metallic.

**Right:** Ranger XLT SuperCab in Shadow Grey Clearcoat Metallic.

**Below:** Ranger XLT interior in Scarlet Red.



Some equipment shown may be optional. See options list on pages 20-21.







# RANGER "S," "S" PLUS AND CUSTOM

**A**ffordability and economy really take center stage in Ranger "S" and "S" Plus 2WD Regular Cab. They include the 2.0 liter engine\* and selected equipment adjustments that make their low cost of operation (see Gas mileage, page 23) and low sticker prices extremely attractive. Yet the list of standard features includes gas-pressurized shock absorbers, rectangular halogen headlamps, trip

odometer, foldaway outside mirrors (right hand convex), locking glove box and more (see pages 20-21). Truly a lot of pickup for the money.

Ranger Custom, the next series up, comes with an impressive list of equipment, including power brakes, black rear step bumper, tinted glass, interval windshield wipers, instrument cluster gauges and more. These are features pleasant to encounter in any pickup.

\*2.3 liter EFI in California and High Altitude areas.



**Above:** Ranger Custom SuperCab in Colonial White.



**Left:** Ranger Custom interior in Chestnut.

Some equipment shown may be optional. See options list on pages 20-21.



**Right:** Ranger Custom Regular Cab in Light Chestnut Clearcoat Metallic.







# RANGER ENGINEERING

**R**anger's performance begins with its solid engineering. The 2.3 liter 4-cylinder engine incorporates multiple-port electronic fuel injection. EFI means easier starting in hot or cold weather, smooth running and a more efficient use of fuel (see Gas Mileage statement on page 23).

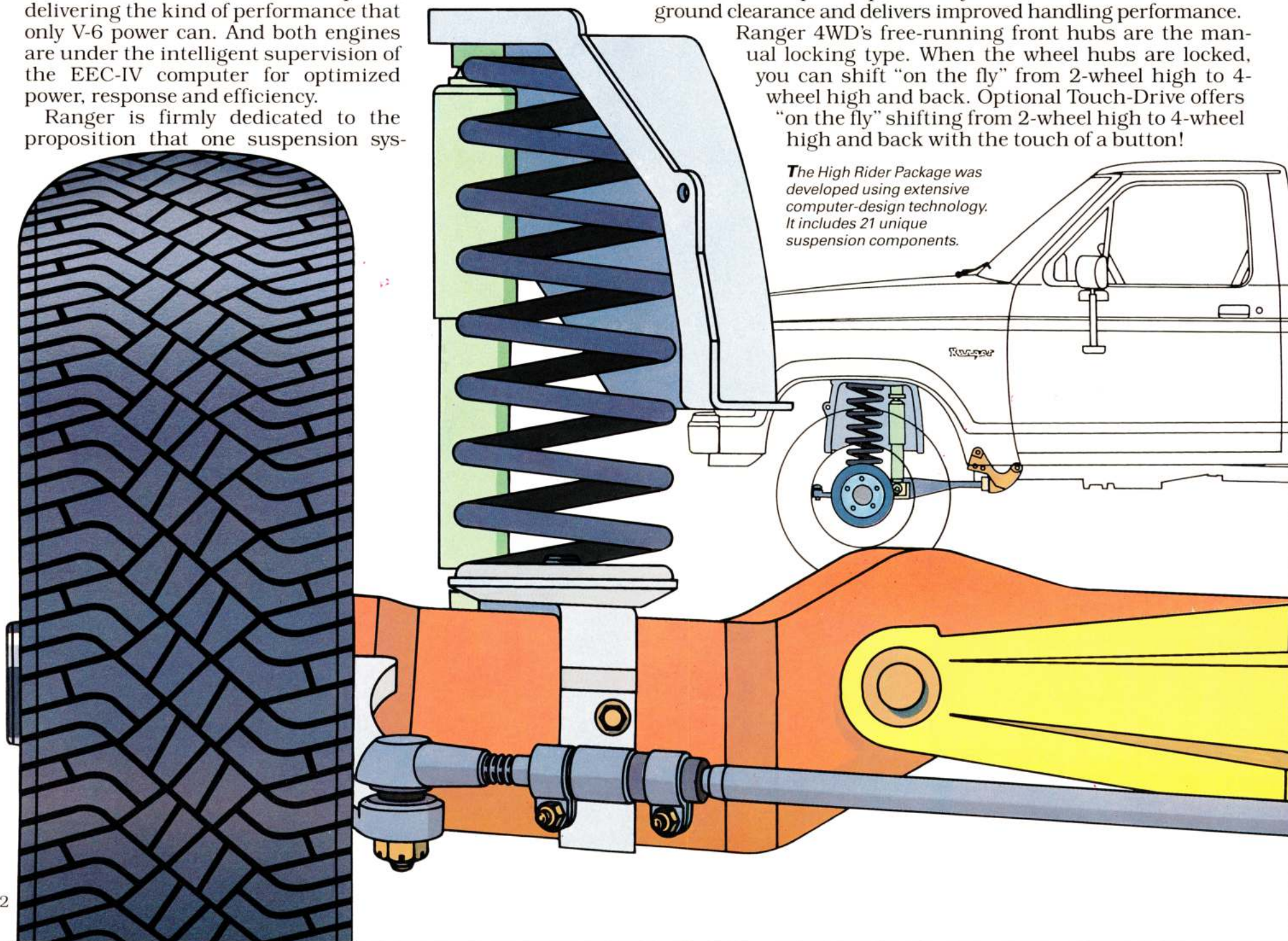
The optional 2.9 liter multiple-port EFI engine (standard with STX) is rated at 140 horsepower, delivering the kind of performance that only V-6 power can. And both engines are under the intelligent supervision of the EEC-IV computer for optimized power, response and efficiency.

Ranger is firmly dedicated to the proposition that one suspension sys-

tem doesn't fit all. From the riding smoothness of the standard Twin-I-Beam independent front suspension (Twin-Traction Beam with 4WD), you can move to the optional Handling Package (standard with STX) with its emphasis on performance. The High Rider package (standard with STX Regular Cab 4WD and optional with Custom and XLT Regular Cabs) includes a unique suspension system that increases off-road ground clearance and delivers improved handling performance.

Ranger 4WD's free-running front hubs are the manual locking type. When the wheel hubs are locked, you can shift "on the fly" from 2-wheel high to 4-wheel high and back. Optional Touch-Drive offers "on the fly" shifting from 2-wheel high to 4-wheel high and back with the touch of a button!

*The High Rider Package was developed using extensive computer-design technology. It includes 21 unique suspension components.*

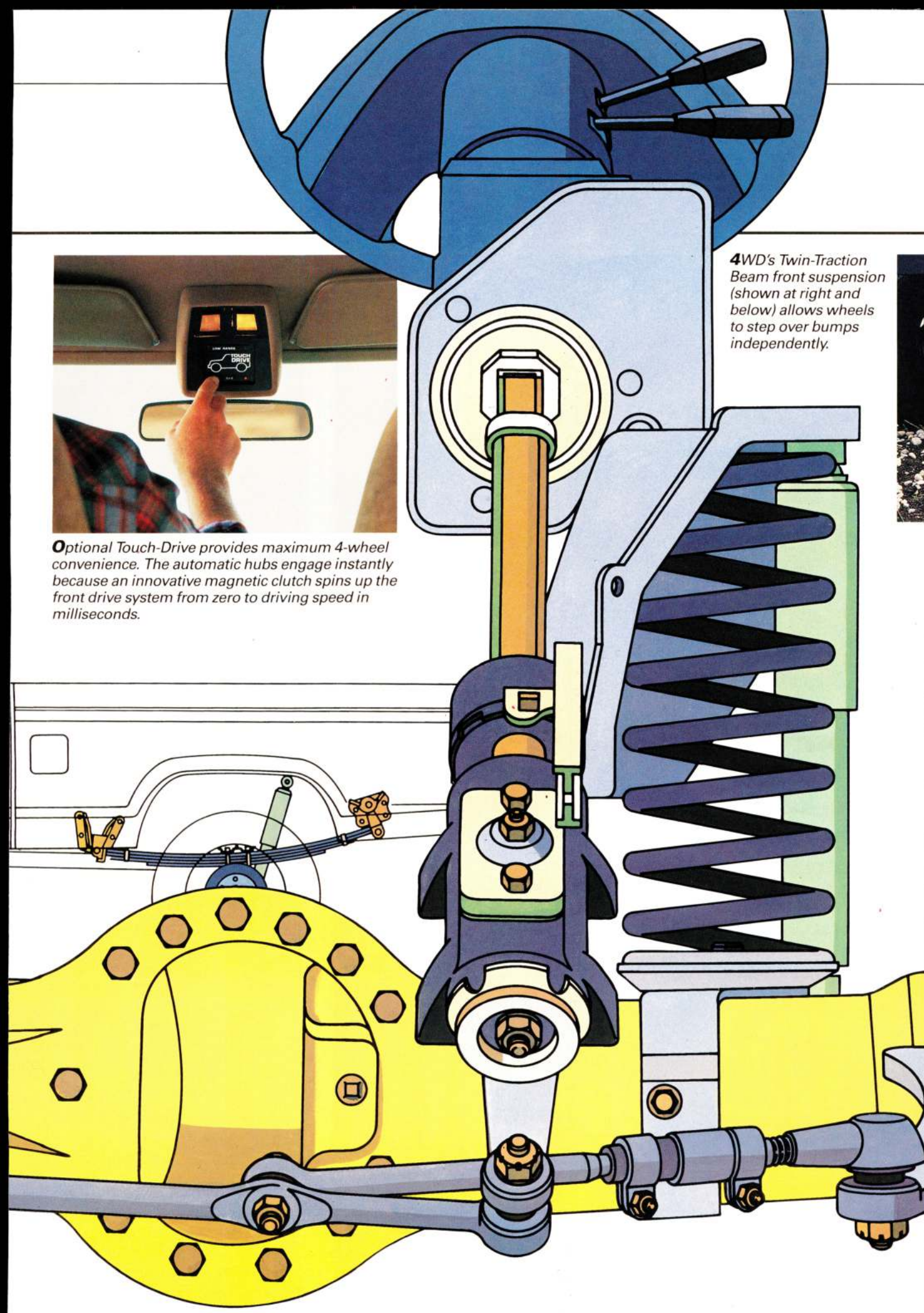






**Optional Touch-Drive** provides maximum 4-wheel convenience. The automatic hubs engage instantly because an innovative magnetic clutch spins up the front drive system from zero to driving speed in milliseconds.

**4WD's Twin-Traction Beam** front suspension (shown at right and below) allows wheels to step over bumps independently.





# RANGER VERSATILITY


**Y**our interests may be very broad. That's why Ranger's world is very large. Chances are very good that Ranger will fit in with the activity at hand, whether it be a camping trip or a dinner date.

Part of Ranger's versatility is simply choice. Regular Cab (2 wheelbases to choose from) or SuperCab body styles. 2-wheel or 4-wheel drive. 5 Regular Cab trim levels. It really isn't difficult to find the Ranger that fits *your* life-style best.

V-6 power availability is another ingredient. It gives Ranger the muscle to haul big loads, tow big trailers and generally go about doing the things that trucks do.



**When a Ranger Regular Cab 2WD is properly equipped, it has a towing rating of 5,500 pounds (4WD and SuperCab less; reduced by passenger and cargo weight in towing vehicle). Your dealer can advise you about proper equipment.**








**Ranger's** optional pickup box shell cover is handy in a number of situations.



**The** sliding rear window option (standard with Regular Cab XLT) adds an open-air feeling to Ranger's cab.



**Ranger's** tailgate can be removed with ease to accommodate long loads.





# RANGER VALUE

**R**anger XLT Special Value is intended to be an especially good buy in a small pickup. It's equipped with many desirable features which, when packaged together, have a suggested retail price which is less than if the features were to be purchased separately.

- |  |
|--|
| • 60/40 cloth split bench seat   |
| • P215 RWL all-season tires (off-road tread with 4WD)                  |
| • Chrome rear step bumper  |
| • Heavy-duty battery (SuperCab only)                                   |
| • Electronic AM/FM stereo radio with cassette player and digital clock |
| • Deluxe Two-Tone paint  |
| • Sliding rear window (Regular Cab only)                               |
| • Vinyl rear jump seat (SuperCab only)                                 |
| • Tachometer   |

These are just a few of XLT's features, as you'll see from the list on page 20, but they're the items that effect the biggest saving. Your dealer can show you how this saving is determined and just how much it will be. It's still another reason to choose the comfort and capability of Ranger XLT Special Value.

*Ford Ranger XLT Regular Cab in Scarlet Red/Silver Clearcoat Metallic. Some equipment shown may be optional. See options list on pages 20-21.*









# FORD RANGER SPECIFICATIONS AND DIMENSIONS

## 2WD SPECIFICATIONS

Equipment		107.9" WB	113.9" WB	125" WB SuperCab
GVWR	Max.	4,320 lb. (1)	4,340 lb. (1)	4,540 lb.
Frame	Std.	Ladder-type	Ladder-type	Ladder-type
Axles, Front	Std.	2,200 lb.	2,200 lb.	2,400 lb.
Rear	Std.	2,750 lb.	2,750 lb.	2,750 lb.
	Opt.	2,750 lb. LS	2,750 lb. LS	2,750 lb. LS
Brakes	Std.	Power(2)	Power(2)	Power
Clutch Dia.	Std.	9-in. hydraulic	9-in. hydraulic	9-in. hydraulic
Engine Fan Clutch	Std.	Viscous-type	Viscous-type	Viscous-type
Electrical:				
Battery (amp-hr.)	Std.	45 maintenance-free(3)	45 maintenance-free(3)	45 maintenance-free(3)
	Opt.	71 maintenance-free(4)	71 maintenance-free(4)	71 maintenance-free(4)
Alternator (amp)	Std.	60(5)	60(5)	60(5)
Fuel Tank Cap.	Std.	15.2 gal.	17.0 gal.	14.5 gal.
	Opt.	—	30.0 dual tanks	27.5 dual tanks
Nominal Box Length	Std.	6 ft.	7 ft.	6 ft.
Shock Absorbers	Std.	Gas-pressurized	Gas-pressurized	Gas-pressurized
	Opt.	HD gas-pressure(6)	HD gas-pressure(6)	HD gas-pressure(6)
Computer-selected Springs (combined rating @ ground)				
Front coil springs	Std.	1,835 lb.	1,835 lb.	1,910 lb.
Rear leaf springs	Std.	2,017 lb.	2,017 lb.	2,383 lb.
Stabilizer Bar	Std.	—	—	Front
	Opt.	Front/Rear(6)	Front/Rear(6)	Rear(6)
Steering (no-lube linkage)	Std.	Manual	Manual	Power
	Opt.	Power	Power	—
Curb-to-curb turning diameter (ft.)	Std.	36.6	38.4	41.5
Wheels: Type/Rim	Std.	5-hole/14x5.5	5-hole/14x5.5	5-hole/14x5.5
	Opt.	4 cast alum. deep dish 14x6.0	4 cast alum. deep dish 14x6.0	4 cast alum. deep dish 14x6.0
Tires	Std.	5 P195/75Rx14SL BSW all-season	5 P195/75Rx14SL BSW all-season	5 P195/75Rx14SL BSW all-season
	Opt.	Steel-belted radials in sizes to match GVWR requirements. Use adequate tires for type of service. Consult your Ford Dealer.		

## 4WD SPECIFICATIONS

Equipment		107.9" WB	113.9" WB	125" WB SuperCab
GVWR	Max.	4,540 lb.	4,580 lb.	4,900 lb.
Frame	Std.	Ladder-type	Ladder-type	Ladder-type
Axles, Front	Std.	2,750 lb.	2,750 lb.	2,750 lb.
Rear	Std.	2,750 lb.	2,750 lb.	2,750 lb.
	Opt.	2,750 lb. LS	2,750 lb. LS	2,750 lb. LS
Brakes	Std.	Power	Power	Power
Clutch Dia.	Std.	9-in. hydraulic	9-in. hydraulic	9-in. hydraulic
Transfer Case	Std.	2-speed manual	2-speed manual	2-speed manual
	Opt.	Touch-Drive auto.	Touch-Drive auto.	Touch-Drive auto.
Engine Fan Clutch	Std.	Viscous-type	Viscous-type	Viscous-type
Electrical:				
Battery (amp-hr.)	Std.	45 maintenance-free(1)	45 maintenance-free(1)	54 maintenance-free(1)
	Opt.	71 maintenance-free	71 maintenance-free	71 maintenance-free(1)
Alternator (amp)	Std.	60(2)	60(2)	60(2)
Fuel Tank Cap.	Std.	15.2 gal.	17.0 gal.	14.5 gal.
	Opt.	—	30.0 dual tanks	27.5 dual tanks
Nominal Box Length	Std.	6 ft.	7 ft.	6 ft.
Shock Absorbers	Std.	HD gas-pressurized	HD gas-pressurized	HD gas-pressurized
Computer-selected Springs (combined rating @ ground)				
Front coil springs	Std.	1,940 lb.	1,940 lb.	2,085 lb.
Rear leaf springs	Std.	2,042 lb.	2,042 lb.	2,596 lb.
Stabilizer Bar	Std.	Front	Front	Front
	Opt.	Rear(3)	Rear(3)	Rear(3)
Steering (no-lube linkage)	Std.	Power	Power	Power
Curb-to-curb turning diameter (ft.)	Std.	36.4	38.2	41.3
Wheels: Type/Rim	Std.	5-hole/15x5.5	5-hole 15.x5.5	5-hole/15x5.5
	Opt.	4 cast alum. deep dish 15x7.0(4)	4 cast alum. deep dish 15x7.0(4)	4 cast alum. deep dish 15x7.0
	Opt.	4 cast alum.	4 cast. alum.	4 cast alum.
Tires	Std.	5 P195/75Rx15SL BSW all-season	5 P195/75Rx15SL BSW all-season	5 P195/75Rx15SL BSW all-season
	Opt.	Steel-belted radials in sizes to match GVWR requirements. Use adequate tires for type of service. Consult your Ford Dealer.		

LS = Limited Slip (1) 4,500 lb. (107.9" WB) and 4,580 (113.9" WB) available and included in optional Camper Package only. (2) Power brakes delete on 107.9" WB Ranger "S" series. Delete option available with Custom series. (3) 54 amp-hr. maintenance-free battery available and included as standard only with the 2.3 liter EFI 4-cyl. engine with Automatic Overdrive transmission and with the 2.9 liter EFI V-6 engine. 71 amp-hr. included in SuperCab with XLT or STX trim. (4) Limited production option. See your dealer for availability. (5) 75 amp-hr. available with Sport Appearance Package only. (6) Available and included in optional Handling Package or Regular Cab Camper Package only.

LS = Limited Slip (1) 54 amp-hr. maintenance-free battery available and included as standard only with the 2.9 liter EFI V-6 engine. 71 amp-hr. included in SuperCab with XLT or STX trim. (2) 75 amp-hr. available with Sport Appearance Package only. (3) Available and included with optional Handling Package or Regular Cab Camper Package only. (4) Included with STX trim on Regular Cab only (see your dealer for availability).

## POWERTEAM AVAILABILITY BY TRIM SERIES

	Regular Cab					SuperCab		
	"S"	"S" Plus	Custom	XLT	STX	Custom	XLT	STX
<b>Engines</b>								
2.0L 2V	S(1)	S(1)	—	—	—	—	—	—
2.3L EFI	—	—	S	S	—	S	S	—
2.9L EFI	—	—	O	O	S	O	O	S
<b>Transmissions</b>								
Manual 5-speed OD	S	S	S	S	S	S	S	S
Automatic 4-speed OD	—	—	O	O	O	O	O	O

S = Standard O = Optional

(1) 2.3L EFI standard in California and High Altitude areas.



## SUPERCAB PAYLOAD PACKAGE SELECTOR

Model	Package No.	Payload(1)	GVWR	Tires (Minimum)
2WD LWB	1 Std.	1,310 lb.	4,300 lb.	P195/70Rx14SL
2WD LWB	2 Opt.	1,505 lb.	4,540 lb.	P215/70Rx14SL
4WD LWB	1 Std.	1,300 lb.	4,540 lb.	P195/75Rx15SL
4WD LWB	2 Opt.	1,610 lb.	4,900 lb.	P215/75Rx15SL

LWB = 125-in. long wheelbase. (1) Maximum allowable weight of people, cargo, body and equipment. Reduced by optional equipment weight.

## POWERTEAMS

Engines	Transmissions	Axle Ratios		
		49 States	California	High Altitude
<b>Regular Cab 2WD</b>		(Standard/Optional)		
2.0L 2V I-4	Manual 5-speed OD	3.73	—	—
2.3L EFI I-4	Manual 5-speed OD	3.45	3.45	3.73
	Automatic 4-speed OD	3.73	3.73	—
2.9L EFI V-6	Manual 5-speed OD	3.45/3.73	3.45/3.73	3.45/3.73
	Automatic 4-speed OD	3.45/4.10 LS	3.45/4.10 LS	3.45/4.10 LS
<b>Regular Cab 4WD</b>				
2.3L EFI I-4	Manual 5-speed OD	3.73/3.73 LS	3.73/3.73LS	3.73/3.73 LS
2.9L EFI V-6	Manual 5-speed OD	3.45/3.73 LS	3.45/3.73 LS	3.45/3.73 LS
	Automatic 4-speed OD	3.73/4.10 LS	3.73/4.10 LS	3.73/4.10 LS
<b>SuperCab 2WD</b>				
2.3L EFI I-4	Manual 5-speed OD	3.73	3.73	3.73
2.9L EFI V-6	Manual 5-speed OD	3.45/3.73	3.45/3.73	3.45/3.73
	Automatic 4-speed OD	3.45/4.10 LS	3.45/4.10 LS	3.45/4.10 LS
<b>SuperCab 4WD</b>				
2.9L EFI V-6	Manual 5-speed OD	3.45/3.73 LS	3.45/3.73 LS	3.45/3.73 LS
	Automatic 4-speed OD	3.73/4.10 LS	3.73/4.10 LS	3.73/4.10 LS

LS = Optional Limited Slip rear axle.

## REGULAR CAB PAYLOAD PACKAGE SELECTOR

Model	Package No.	Payload(1)	GVWR	Tires (Minimum)
2WD SWB	1 Std.	1,210 lb.	3,900 lb.	P195/70Rx14SL
2WD SWB	2 Opt.(2)	1,605 lb.	4,320 lb.	P195/70Rx14SL
2WD LWB	1 Std.	1,210 lb.	3,940 lb.	P195/70Rx14SL
2WD LWB	2 Opt.(2)	1,625 lb.	4,340 lb.	P195/70Rx14SL
4WD SWB	1 Std.(3)	1,205 lb.	4,120 lb.	P195/75Rx15SL
4WD SWB	2 Opt.	1,600 lb.	4,540 lb.	P195/75Rx15SL
4WD LWB	1 Std.(3)	1,210 lb.	4,180 lb.	P195/75Rx15SL
4WD LWB	2 Opt.(4)	1,590 lb.	4,580 lb.	P195/75Rx15SL

SWB = 107.9-in. short wheelbase. LWB = 113.9-in long wheelbase. (1) Maximum allowable weight of people, cargo, body and equipment. Reduced by optional equipment weight. (2) A third package available with optional Camper Package only: 1,760 payload/4,500 GVWR (SWB) and 1,765 payload/4,580 GVWR (LWB) with P215/70Rx14SL tires. (3) Available with optional STX High Rider Only: 1,005 payload/4,000 GVWR (SWB) and 985 payload/4,040 GVWR (LWB) with P215/75Rx15SL tires. (4) Available with optional heavy-duty front suspension only: 1,550 payload/4,580 GVWR and P205/75Rx15SL tires.

## EXTERIOR DIMENSIONS

WB	CL	BL	OAL	OAW	OAH 2WD/4WD	TR (Front) 2WD/4WD	TR (Rear) 2WD/4WD	AC 2WD/4WD
107.9"	99.3"	76.3"	175.6"	66.9"	64.0/66.9"	55.0/56.5"	54.6/55.1"	6.6/6.8"
113.9"	99.3"	88.3"	187.6"	66.9"	63.9/66.7"	55.0/56.5"	54.6/55.1"	6.6/6.8"
125" SC	116.4"	76.3"	192.7"	66.9"	65.3/68.1"	55.0/56.5"	54.6/55.1"	6.6/6.7"

WB = Wheelbase. CL = Cab Length. BL = Pickup Box Length. OAL = Overall Length. OAW = Overall Width. OAH = Overall Height. TR = Tread. AC = Axle Clearance. SC = SuperCab.

## INTERIOR DIMENSIONS


Interior Compartment	Regular Cab	SuperCab
Head room	39.2"	39.6"
Shoulder room	55.5"	55.5"
Hip room	54.8"	54.8"
Leg room	42.4"	43.8"
<b>Cargo Compartment</b>		
Box length at floor		
Short wheelbase	72.2"	—
Long wheelbase	84.2"	72.2"
Maximum inside width at floor	54.3"	54.3"
Pickup box depth	16.5"	16.5"
Cargo volume — cu. ft. (no allowance for wheelhouses)		
Short wheelbase	37.4"	—
Long wheelbase	43.5"	37.4"

## RANGER TIRE SELECTOR

Tires	"S"	Custom	XLT	STX
P195/70Rx14SL BSW all-season (75Rx15SL on 4WD)	S	S		
P215/70Rx14SL OWL all-season(1)			S	
P215/70Rx14SL OWL Eagle GT — 2WD				S
P215/75Rx15SL OWL off-road — 4WD		0	S	S
P215/70Rx14SL BSW all-season — 2WD		0		
P215/75Rx15SL BSW off-road — 4WD(2)		0	0	

S = Standard. 0 = Optional. BSW = Black sidewalls. OWL = Outline white letters.

(1) Included with Regular Cab 2WD "S" Plus model. (2) SuperCab only.





# RANGER FEATURES AND OPTIONS

**R**anger offers a wide selection of individual options which allow you to equip your vehicle to suit your style of driving more closely. Shown here are selected options which may be of particular interest.

## COLORS & TRIMS

Interior Trim Colors			Exterior Paint
Regatta Blue	Scarlet Red	Chestnut	
	X	X	Raven Black
	X	X	Scarlet Red
	X		Cabernet Red
X	X	X	Colonial White
		X	Light Chestnut
	X	X	Light Chestnut Clearcoat Metallic
		X	Dark Chestnut Clearcoat Metallic
X			Bright Regatta Blue Clearcoat Metallic
X		X	Deep Shadow Blue Clearcoat Metallic
X	X		Silver Clearcoat Metallic
	X		Shadow Grey Clearcoat Metallic
		X	Alpine Green Clearcoat Metallic



Standard with XLT, Deluxe Two-Tone paint is optional with the Custom series. An accent color is applied along the lower bodyside and over the wheel lips. A lower-bodyside dual-color tape stripe paint break is also included.

• = Standard   ■ = Optional	"S"*	"S" Plus *	Custom	XLT	STX
<b>EXTERIOR</b>					
Black front bumper	•	•	•		•
Chrome front bumper with rub strip				•	
Black rear step bumper		•	•		•
Chrome rear step bumper				•	
Black tubular rear bumper (2WD)					•
Black grille with black surround	•	•			
Chrome grille and grille surround			•	•	
Black foldaway outside mirrors (right hand convex)	•	•		•	
Bright low-mount swingaway mirrors			■	■	
Tinted glass			•	•	•
Deluxe Two-Tone paint			■	•	
GT Package (2WD), see page 4					■
Sport Appearance Package, black or bright alloy(1)			■	■	■
Chrome Package(2)					■
STX 4WD tape stripe (standard with 4WD)					■
2WD tape treatment (monotone paint only)					•
Brushed aluminum tailgate applique				•	
Pickup box shell cover			■	■	■
Black spoiler	•	•	•		•
Bright hub covers	•	•	•	(3)	(3)
Bright trim ring and lug nuts					•
Deep-dish cast aluminum wheels				■	(4)
15" cast aluminum wheels (4WD)				■	■
<b>INTERIOR</b>					
60/40 knitted vinyl split bench seat (SuperCab only)			•	■	
Vinyl bench seat (with folding, covered seat back in Custom). Regular Cab only	•	•	•		
60/40 cloth split bench seat (optional with SuperCab Custom)				•	■
Cloth contoured bench (Regular Cab)			■		
Knitted vinyl contoured bench (Regular Cab)				■	
Dual cloth Captain's Chairs (SuperCab only)				■	•
Sport cloth bucket seats (Regular Cab only)					•

	"S"	"S" Plus	Custom	XLT	STX
<b>INTERIOR (Cont'd)</b>					
Vinyl rear jump seats (SuperCab only)			■	•	•
Color-keyed vinyl door trim with fully padded armrest	•	•	•	•	•
Color-keyed cloth door trim with map pocket and carpeted lower section					•
Insulated vinyl floor mat	•	•	•	•	•
Color-keyed carpeting				•	•
Locking glove box	•	•		•	•
Glove box flocking				•	•
Color-keyed vinyl sun visors (band on left-hand visor)	•	•	•	•	•
Right-hand visor mirror					•
Inside hood release	•	•		•	•
Fully padded instrument panel with cluster warning lights and flocked storage bin					
Brushed pewter-tone instrument cluster applique	•	•			(4)
Woodtone instrument panel applique					
Temperature, oil pressure gauges and ammeter	•	•	•	•	•
Trip odometer	•	•			
Tachometer			■	•	•
Deluxe leather-wrapped steering wheel					
Speed control/tilt steering wheel			■	■	■
Power steering (standard with Regular Cab 4WD and SuperCabs)			■	•	•
Color-keyed safety belts with comfort regulator	•	•			
Cargo cover (SuperCab only)			■	■	
Light Group(5)					
Color-keyed cloth headliner (standard on SuperCab with Custom trim)			■	•	•
Day/night inside rearview mirror	•	•			
Rear locking storage compartment (SuperCab only; deleted when rear jump seat is ordered)				•	
Electronic AM radio with digital clock (may be deleted for credit)	■	■	•		
Electronic AM/FM stereo radio with digital clock		■	■		
Electronic AM/FM stereo radio with cassette player and digital clock			■	•	■



Raven Black



Scarlet Red



Cabernet Red



Colonial White



Dark Chestnut Clearcoat Metallic



Bright Regatta Blue Clearcoat Metallic



Deep Shadow Blue Clearcoat Metallic



Silver Clearcoat Metallic



	"S"	"S" Plus*	Custom	XLT	STX
<b>INTERIOR (Cont'd)</b>					
Premium sound system			■	■	■
Interval wipers			■	■	■
Sliding rear window (optional with XLT SuperCab)			■	■	■
Air conditioning			■	■	■
Power windows and door locks			■	■	■
Pivoting quarter windows (SuperCab only)			■	■	■
<b>MISCELLANEOUS OPTIONS</b>					
Limited-slip rear axle (see page 19 for axle availability)			■	■	■
Camper Package (Regular Cab only)(6)			■	■	■
Super engine cooling			■	■	■
4WD Touch-Drive electric shift			■	■	■
Auxiliary fuel tank			■	■	■
Handling Package(7)			■	■	■
High Rider Package (Regular Cab 4WD only)(8)			■	■	■
Heavy-duty front suspension (Regular Cab 4WD only)(9)			■	■	■
Commercial Utility Package (Regular Cab only)(10)			■	■	■

\*Regular Cab 2WD Only. (1) Includes brush/grille guard with fog lamps, tubular rear bumper in place of regular bumper, light bar with off-road lights. (2) Includes chrome front bumper with rub strip, chrome rear step bumper with rub strip, bright low-mount swingaway mirrors and brushed aluminum tailgate applique. (3) 2WD only. Black hub covers with 4WD. (4) Regular Cab only. (5) Includes cargo lamp, underhood lamp, glove box lamp, ashtray lamp and headlamps-on alert. (6) Includes front and rear stabilizer bars (front standard on 4WD), heavy-duty front and rear gas-pressurized shock absorbers (2WD), heavy-duty front and rear springs (4WD), payload package No. 3 (2WD), payload package No. 2 (4WD), P215 BSW all-season tires (2WD). (7) Includes front and rear stabilizer bars (front standard on 4WD and SuperCab models), and heavy-duty front and rear gas-pressurized shock absorbers (2WD). (8) Includes P235 RWL all-terrain tires, cast aluminum wheels and unique suspension. (9) Includes heavy-duty frame, heavy-duty front springs with air bag, 2,750-lb. front GAWR, payload package No. 2. (10) Recommended for high center of gravity applications. Includes color-keyed cloth headliner, power steering (standard with 4WD) and the Camper Package (see [6] above for contents).



**Speed control and tilt steering wheel.** The tilt wheel allows easier entry and exit and selection of the driving position most comfortable for you.



**Electronic AM/FM stereo radio with cassette player, quad speakers and digital clock.**



**Air conditioning.** A welcome addition in climates where summer is long and hot.



**Power windows and door locks.** Added Ranger convenience.



Light Chestnut



Light Chestnut Clearcoat Metallic



Shadow Grey Clearcoat Metallic



Alpine Green Clearcoat Metallic



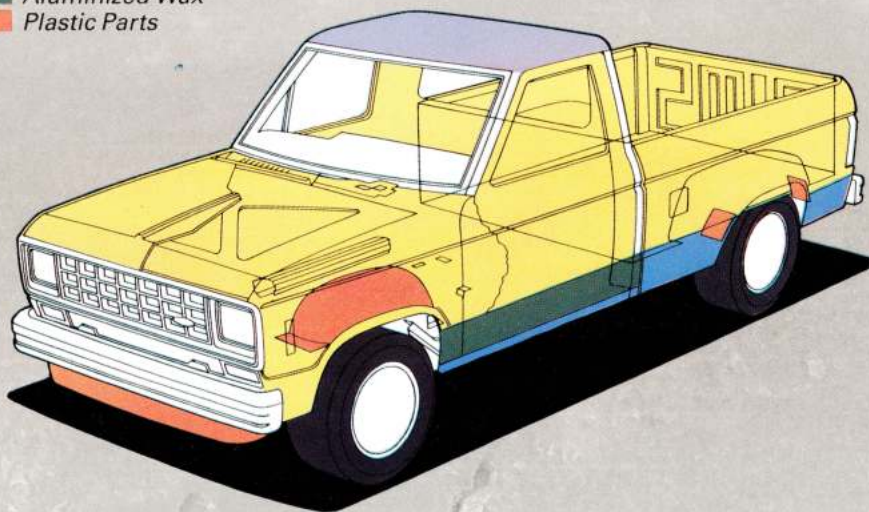
**Deep-dish cast aluminum wheels and 15" cast aluminum wheels.** Dress-up options for a bold, rich look.



# SAFETY AND OWNER BENEFITS



- Galvanized Metal
- Zinc-Coated Metal
- Urethane Anti-Corrosion Spray
- Aluminized Wax
- Plastic Parts



## 6-year/100,000-mile corrosion protection

Ranger's corrosion warranty coverage for body panel rust-through is 6 years or 100,000 miles, whichever comes first. See your Ford Dealer for details and a copy of this limited warranty.

**F**ord Motor Company strongly encourages all passengers to use their safety belts. In Ford Ranger, outboard front seat lap and shoulder belts have automatic retractors. And there's a seat belt for the center front passenger. Two seat belts are included in SuperCab models with dual rear jump seats.

Ford urges the use of child and infant restraints. Ford's easy-to-install Tot-Guard (for children 20 to 50 pounds) and Infant Carrier (for children up to 20 pounds) are available at all Ford Dealers. If a child restraint requires a top-tether, Ford Ranger provides special anchorages.



The optional Tot-Guard is available at all Ford Dealerships.



## Ford Lifeguard Design Safety Features

### Vehicle operation

- ☐ Split service hydraulic brake system with warning light
- ☐ Corrosion-resistant brake lines
- ☐ Turn indicator with

- lane-changing signal feature
- ☐ Hazard warning flasher
- ☐ Backup lights
- ☐ Side marker lights
- ☐ Parking lights coupled with headlights
- ☐ Two-speed windshield wipers
- ☐ Windshield washers
- ☐ Dual outside rearview mirrors
- ☐ Glare-reduced instrument panel, windshield wiper arms and windshield pillars
- ☐ Uniform transmission shift quadrant with safety starting switch (on all vehicles equipped with automatic transmission)
- ☐ Continuously variable control illumination intensity (instrument cluster lighting)
- ☐ Safety hood latch system
- ☐ Function-rated windshield defroster system
- ☐ Tamper-resistant (non-reversing) odometer
- ☐ Speedometer with high-lighted 55 mph

### Occupant protection

- ☐ Safety-designed front end structure
- ☐ Two-position safety door latches
- ☐ Integral lap and shoulder belts with automatic retractors for outboard occupants
- ☐ Safety belt fastening reminder warning light and buzzer or chime for the driver's seat
- ☐ Lap belt for center front passenger
- ☐ Lap belts for rear passengers (with optional jump seats in SuperCab model only)
- ☐ Energy-absorbing steering column and steering wheel
- ☐ Energy-absorbing armrests and safety-designed door handles
- ☐ Energy-absorbing instrument panel with padding for right and center front passengers (center front where 3-passenger bench seat is provided)
- ☐ Energy-absorbing sun visors
- ☐ Safety glove box



latch ☐ Inside yieldaway rearview mirror ☐ Impact-absorbing laminated safety glass windshield ☐ Flame-resistant interior materials ☐ Safety-designed coat hook ☐ Safety-designed radio control knobs and push buttons

#### Anti-theft

☐ Locking steering column with key warning buzzer (with "Park" interlock or push button for key release) ☐ Visible vehicle identification number

#### 6-year/60,000-mile powertrain warranty

Ford's powertrain warranty covers all 1988 cars and light trucks for 6 years or 60,000 miles, whichever comes first. This limited warranty covers major powertrain components. Certain restrictions and deductible apply. Ask your dealer for a copy.



Participating Ford Dealers offer the Lifetime Service Guarantee, which guarantees their customer-paid work on your Ford vehicle for as long as you own it. This means that the covered repair is paid for once — and never again. If it ever has to be fixed again, the repairing dealer will fix it free. Free parts. Free labor. Even if the vehicle is kept a lifetime. It doesn't matter where it was purchased, or whether it's new or used; the work is still covered by the repairing dealer. Ask to see this limited warranty when you visit your participating Ford Dealer.



Optional Ford Extended Service Plans cover major components on new Ford cars and trucks for longer than the vehicle's basic warranty. The cost for this added protection is so moderate that it could pay for itself the first time you need it. Your Ford Dealer has full details.



Ford Motor Credit Company is interested in helping to fill the transportation needs of every qualified buyer of a Ford product. A participating dealer can arrange financing terms or a Red Carpet Lease<sup>®</sup> tailored to your circumstance. Ford Credit has offices conveniently located throughout the United States.

#### Motorcraft QUALITY REPLACEMENT PARTS FROM FORD

Genuine Ford and Motorcraft original equipment replacement parts meet the same high standards as those installed in production.

#### Scheduled maintenance

Here are some examples of scheduled maintenance intervals for the 1988 Ranger. For complete recommendations, refer to the Ranger Scheduled Maintenance Booklet.

Engine oil and filter change . . . . .	each 7,500 miles or 6 months
Spark plug change . . . . .	each 30,000 miles
Air filter replacement . . . . .	each 30,000 miles
Engine coolant replacement . . . . .	each 30,000 miles or 3 years

#### Ford-paid repair programs after the warranty period

Sometimes Ford offers adjustment programs to pay all or part of the cost of certain repairs. These programs are intended to assist owners and are in addition to the warranty or to required recalls.

#### Technical service bulletins

All vehicles need repairs during their lifetime. Sometimes Ford issues technical service bulletins (TSBs) and easy-to-read explanations describing unusual engine or transmission conditions which may lead to costly repairs, the recommended repairs, and new repair procedures. Often a repair now can prevent a more serious repair later.

#### For more information...

Ask Ford Motor Company or your Ford or Lincoln-Mercury dealer about Ford-paid repair programs and/or TSBs relating to your vehicle.

To get copies of materials for your vehicle or the vehicle of interest to you: Call Ford toll-free at 1-800-241-3673. Alaska/Hawaii call 1-800-241-3711 and in Georgia call 1-800-282-0959.

Or write Ford at:

Ford Customer  
Information System  
Post Office Box 95427  
Atlanta, Georgia 30347

We'll need your name and address; year, make, model and vehicle identification number, as well as engine size.

#### Options availability

Options shown or described in this catalog are available at extra cost and may be offered only in combination with other options or subject to additional ordering requirements or limitations.

#### Product changes

Ford Division reserves the right to change product specifications at any time without incurring obligations.

#### "Ask your Ford Dealer"

Following publication of this catalog, certain changes in standard equipment, options, prices and the like, or product delays, may have occurred which would not be included in these pages. Your Ford Dealer is your best source for up-to-date information.

#### Gas mileage

1988 EPA mileage estimates were not available at the time this catalog was approved for printing. As soon as EPA figures are released, your Ford Dealer will be among the first to receive this information and will be happy to pass it along to you.

#### Buy or lease a new Ford Ranger



