

Fiesta

1998 Edition 1



Unexpected	1
Liberation	4
Relaxation	8
Independence	12
Precision	16
Assurance	20
Range	22
Specifications	26
Harmony	30
Trims	32
Colours	33



Unexpected



Innovative. Inspiring. Unexpected?

The Fiesta incorporates much of Ford's latest technology. The result: Engines that are both efficient and powerful. Handling that is balanced and sensitive. Intelligently designed. Stylish in every detail. An impressive range of standard equipment and options that are normally exclusive to prestige vehicles.

In every way, the Fiesta will exceed your expectations.








Fiesta Ghia X.

L i b e r a t i o n

Seize the moment. The Fiesta in motion.

A light movement of the steering wheel and the Fiesta instantly responds. Its front suspension is designed for smooth, precise steering. Round the tightest corner, its rigid subframe is designed to keep it firmly in place on the road. In the driving seat. Control. Energy. Exhilaration.

Freedom.



The Fiesta's steering, suspension and braking systems use state-of-the-art technology to give smooth, precise handling.

L i b e r a t i o n








Fiesta Ghia X.
Vehicle shown features
optional air conditioning.

Relaxation



Relaxation

The room inside the Fiesta. Inviting. Luxurious. Space to be yourself.

The adjustable, contoured seating allows you to find an ideal driving position. Air temperature, air freshness, controllable. A high level of standard equipment and, if you need them, special optional extras. In one glance, take in the fascia. Easy to scan, controls at your fingertips. Noise level kept to a gentle minimum. At the touch of a button, a full sound system comes to life. Put on some music and sit back.

Inside the Fiesta, room to recharge, before you arrive at your destination.



The generously-sized glovebox includes an integral cupholder.



A Stereo Radio/CD player is standard on the Ghia X and available as an option on other models.



Fiesta Ghia. Vehicle shown features optional metallic paint.

All controls fall easily to hand due to the ergonomic design of the fascia layout.

Electric front windows, are standard on the Si, Ghia and Ghia X and available as part of an Option Pack on LX.



Power-assisted steering, standard on selected models and available as an option across the range, offers enhanced ease of manoeuvrability.

Optional CFC-free air conditioning and independent air recirculation are activated at a press of a button.







*Fiesta Ghia.
Interior shown
features optional air
conditioning and
passenger Airbag.*

I n d e p e n d e n c e

Your life. Your say. Find your balance.

No need to choose between a lively performance, a stylish appearance or a high level of comfort. All this comes as standard. There are 5 models, 2 body styles, 4 engines, 2 transmissions, 10 colours and a large range of options.

The Fiesta. Your choice.



Fiesta Encore 3/5-door



Fiesta LX 3/5-door



Fiesta Si 3/5-door



Fiesta Ghia 3/5-door



Fiesta Ghia X 5-door

Models shown feature optional equipment.

I n d e p e n d e n c e







Fiesta Si with optional equipment (foreground) and Ghia X models.

Precision

Consistent. Controlled. Confident. Every small element fine-tuned.

Meticulous design and engineering. High quality manufacture. Every detail makes the Fiesta what it is. From the floating gearshift linkage for smoother gear changing with less vibration, to the light metal alloy in the 16V Zetec SE engine to maximise engine efficiency. The Fiesta uses state-of-the-art technology to full effect.

Feel the difference.



The advanced EEC V engine management system was first used in Ford's highly successful Formula 1 ZETEC-R racing engine. The system monitors and adjusts engine calibration, re-tuning the engine every 12 milliseconds. This means optimum performance. Fuel efficiency.* Clean running. Quick starting from cold.

Built using light metal alloy, the 16V Zetec SE four cylinder engine is compact and lightweight.



Torque Roll Axis (TRA) engine mounts help decrease noise and vibration levels.




Sintered steel connecting rods on the 16V Zetec SE engine increase durability.




*For fuel consumption figures please refer to page 27.

Precision







Assurance

Responsive, invigorating, the Fiesta's handling, braking and steering get you to where you want to be. But should the unthinkable happen, every Fiesta is thoroughly equipped to protect you and your passengers. A safety cage, side impact beams, a driver's Airbag as standard and an optional passenger's Airbag are just some of the special features that help keep you safe.

Arrive at your destination. Switch off the Fiesta's ignition. Ford's unique Safeguard engine immobiliser is standard on all models. Other precautions include shielded lock mechanisms and a removable control panel for Fiesta audio equipment. Remind yourself how well the Fiesta is protected against theft.

Enjoy peace of mind.



For added security all locks are shielded and have strengthened mountings.



The central control panel is removable on all audio equipment, to deter theft.



The strengthened body structure provides protection for the occupants.



A s s u r a n c e



Range

ENCORE



Exterior and technical: ■ Manually-adjustable door mirrors with black housings ■ Heated rear window ■ Tailgate wiper with electric wash ■ 5x13 steel wheels with full wheelcovers.

Exterior Safety and Security: ■ Safeguard engine immobiliser ■ Steel safety cage with engine compartment cross beam ■ Front and rear crumple zones ■ Side impact door beams.

Options: ■ Metallic paint ■ Passenger Airbag ■ Power-assisted steering ■ Screened glass tilting and removable sunroof.

*Insurance groups: **

Encore 3/5-door 1.25i 16V – group TBA.

Encore 3/5-door 1.3i – group 4.

Encore 3/5-door 1.8D – group 5.

LX



Exterior and technical (in addition to Encore):

■ Power-assisted steering on automatic and diesel ■ LX wheelcovers ■ Body colour bumpers ■ Bodyside mouldings.

Exterior Safety and Security: ■ Safeguard engine immobiliser ■ Steel safety cage with engine compartment cross beam ■ Front and rear crumple zones ■ Side impact door beams.

Options: ■ Air conditioning with air recirculation, pollen filter and tinted glass (only available on 1.25i with power-assisted steering) ■ Anti-lock brakes ■ Convenience pack ■ Driver's seat power height adjust ■ Heated windscreen – 'Quickclear' ■ Lock and power window pack ■ Metallic paint ■ Passenger Airbag ■ Power-assisted steering

*Insurance groups: **

LX 3/5-door 1.25i 16V – group 5.

LX 3/5-door 1.3i – group 4.

LX 3/5-door 1.8D – group 5.

Model shown features optional metallic paint.

Exterior and technical (in addition to LX): ■ Power-assisted steering ■ Metallic paint ■ Body colour door mirror housings ■ Body colour tailgate spoiler ■ Si wheelcovers ■ Tinted glass ■ Sports suspension settings ■ Front fog lights.

Exterior Safety and Security: ■ Safeguard engine immobiliser ■ Central locking with torch key ■ Steel safety cage with engine compartment cross beam ■ Front and rear crumple zones ■ Side impact door beams.

Options: ■ Air conditioning with air recirculation and pollen filter ■ Alloy wheels (steel spare) ■ Anti-lock brakes ■ Heated windscreen – 'Quickclear' ■ Passenger Airbag

Insurance groups: *

Si 3/5-door 1.25i 16V – group 6.

Si 3/5-door 1.4i 16V – group 7.



Si

Exterior and technical (in addition to LX):

■ Body coloured door mirror housings ■ Ghia wheel covers ■ Power-assisted steering ■ Body colour bodyside mouldings ■ Acrylic surround to radiator grille ■ Tinted glass.

Exterior Safety and Security: ■ Perimeter alarm ■ Remote control central, double locking ■ Safeguard engine immobiliser ■ Steel safety cage with engine compartment cross beam ■ Front and rear crumple zones ■ Side impact door beams.

Options: ■ Air conditioning with air recirculation and pollen filter ■ Alloy wheels (steel spare) ■ Anti-lock brakes ■ Heated windscreen – 'Quickclear' ■ Metallic paint ■ Passenger Airbag

Insurance groups: *

Ghia 3/5-door 1.25i 16V – group 6.

Ghia 5-door 1.4i 16V – group 7.

Ghia 5-door 1.8D – group 6.

Model shown features optional metallic paint.



Exterior and technical (in addition to Ghia):

■ Alloy wheels (steel spare) ■ Electrically-operated and heated door mirrors ■ Heated windscreen – 'Quickclear' ■ Front fog lights ■ Metallic paint.

Exterior Safety and Security: ■ Perimeter alarm ■ Remote control central, double locking ■ Safeguard engine immobiliser ■ Steel safety cage with engine compartment cross beam ■ Front and rear crumple zones ■ Side impact door beams.

Options: ■ Anti-lock brakes ■ Passenger Airbag ■ Air conditioning with air recirculation and pollen filter.

Insurance groups: *

Ghia X 5-door 1.25i 16V Auto – group 6.

Ghia X 5-door 1.4i 16V – group 7.

* See back cover for information on insurance groups.



Ghia X

Interiors

ENCORE



Standard features: ■ 'Midnight' seat fabric ■ Driver's Airbag ■ Accessory socket ■ Non-woven velour carpet ■ Digital clock ■ Glovebox with lid ■ Trip recorder ■ Fully reclining front seats with height adjustable head restraints ■ Front seat belt grabbers and pretensioners ■ Height adjustable seat belt mounts ■ Stereo FM Radio/Cassette – Model 1000 with removable control panel.

Model shown features optional metallic paint.

LX



Additional standard features over Encore:

■ 'Palette' seat fabric ■ Passenger's sunvisor mirror ■ Tachometer on 1.25i engine ■ 60:40 split rear seat back ■ Screened glass tilting and removable sunroof ■ Luggage compartment light ■ Stereo FM/AM Radio/Cassette – Model 3000 with removable control panel, security 'Keycoded'.

Model shown features optional metallic paint.

Additional standard features over LX: ■ 'Flight' seat fabric ■ White instrument dials ■ Tachometer ■ Fully reclining sports front seats ■ Torch key ■ Electrically-operated front windows.

Model shown features optional equipment.



Additional standard features over LX: ■ 'Alpina' seat fabric ■ Leather-trimmed steering wheel ■ Leather-covered gear lever knob ■ Wood-effect finish on facia ■ Delayed switch-off courtesy light ■ Reading lights ■ Front seat back storage pockets ■ Electrically-operated front windows ■ Stereo FM/AM Radio/Cassette – Model 5000 with RDS EON, removable control panel, security 'Keycoded'.

Model shown features optional metallic paint.



Additional standard features over Ghia: ■ Driver's seat electric height adjust ■ Rear head restraints ■ Stereo Radio/CD – Model 6000 with RDS EON, removable control panel, 'Keycode' anti-theft coding.



Specifications

Model availability

& Weights and Loads (see key alongside)

	Kerbweights (kg) ^{††}	Encore	LX	Si	Ghia	Ghia X	Gross Vehicle Mass (GVM) (kg)	Max. towing Limit at GVM (kg)
3-door Fiesta								
1.3i	937	956					1470	900
1.25i 16V	928	947	942	961			1460	900
1.25i 16V Auto		[970]		[984]			1460	900
1.4i 16V			966				1460	900
1.8D	1010*	1029					1520	900
5-door Fiesta								
1.3i	965	989					1490	900
1.25i 16V	956	975	970	989			1490	900
1.25i 16V Auto		[998]		[1012]	1012		1510	900
1.4i 16V			994	1001	1001		1480	900
1.8D	1038*	1057		1071			1560	900

^{††} Represents the lightest kerbweight assuming full fluid levels and fuel levels, subject to manufacturing tolerances and options, etc., fitted.

* Non Power-assisted steering models.

Key:

This table shows the availability of engine and gearbox combinations on Fiesta models and their resulting kerbweights.

Note:

All vehicles are 5-speed unless Auto stated. All petrol engines are equipped with a Catalytic Converter.
[] = Optional transmission

Towing limits

quoted in this catalogue represent the maximum towing ability of the vehicle at its Gross Vehicle Mass to restart on an 8 per cent gradient at sea level. The performance and economy of all models will be reduced when used for towing. For further guidance, refer to the National Caravan Council's Towing Code.

Roof rack load

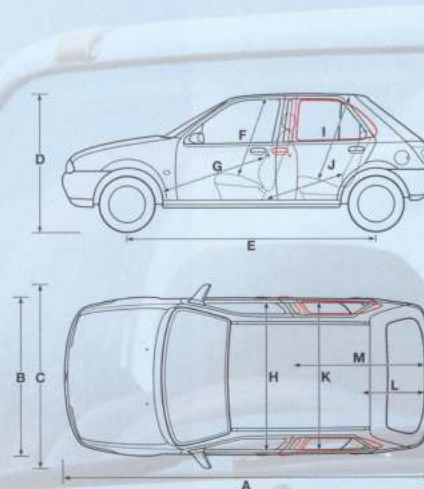
is a maximum of 75kg on all models.

Dimensions

Exterior (mm)		3 & 5-door
A Overall length	3828	
B Overall width without mirrors	1634	
C Overall width with mirrors	1793	
D Unladen height	1320	
E Wheelbase	2446	
Interior (mm)		
Front		
F Effective headroom	967	
G Max effective leg room	1036	
H Shoulder room (3-door)	1281	
H Shoulder room (5-door)	1277	
Rear		
I Effective headroom	928	
J Min. effective leg room	836	
K Shoulder room (3-door)	1348	
K Shoulder room (5-door)	1285	
Stowable luggage (cu m) [†]		
L 5-seat mode	0.250	
M 2-seat mode (laden to roof)	0.929	

[†] Measured using the VDA Method.

Dimensions may vary dependent on the model and equipment fitted.



Engine data

Engine technical features		Maximum power [°]	Maximum torque [°]
1.25i DOHC 16V (Catalyst) 1242 cc	Cylinders - 4 in-line ■ Electronic fuel injection with EEC V engine management system ■ Electronic breakerless ignition	55 kW (75 PS) at 5200 min ⁻¹ (rpm)	110 Nm at 4000 min ⁻¹ (rpm)
1.3 HCS EFi (Catalyst) 1299 cc	Cylinders - 4 in-line ■ Electronic fuel injection with EEC V engine management system ■ Electronic breakerless ignition	44 kW (60 PS) at 5000 min ⁻¹ (rpm)	103 Nm at 2500 min ⁻¹ (rpm)
1.4i DOHC 16V (Catalyst) 1388cc	Cylinders - 4 in-line ■ Electronic fuel injection with EEC V engine management system ■ Electronic breakerless ignition	66 kW (90 PS) at 5500 min ⁻¹ (rpm)	125 Nm at 4500 min ⁻¹ (rpm)
1.8 Diesel (Oxidation Catalyst) 1753 cc	Cylinders - 4 in-line ■ Indirect mechanical fuel injection ■ Glow-plug pre-warm ■ Compression ignition	44 kW (60 PS) at 4800 min ⁻¹ (rpm)	105 Nm at 2500 min ⁻¹ (rpm)

[°] Tested in accordance with ISO 1585

Fuel and performance

3/5-door Fiesta	Fuel consumption in L/100km (mpg) [†] Urban	Extra urban	Combined	Performance (Ford test figs.) Max. speed mph	0-60 mph (secs)	30-50 mph* (secs)
1.25i 16V	8.9 (31.7)	5.6 (50.4)	6.8 (41.5)	106	11.9	9.1
1.25i 16V Auto	9.3 (30.4)	5.8 (48.7)	7.1 (39.8)	99	14.7	N/A
1.3i	8.6 (32.8)	5.7 (49.6)	6.8 (41.5)	96	14.8	10.2
1.4i 16V	9.6 (29.4)	6.1 (46.3)	7.4 (38.2)	112	10.8	8.6
1.8D	7.9 (35.8)	5.0 (56.5)	6.1 (46.3)	96	16.2	10.6

[†] All figures in L/100km (mpg) are from officially approved tests under the Passenger Car Fuel Consumption Order 1983 and in accordance with EEC Directive 93/116/EC.

* In 4th Gear. The Government fuel consumption test figures shown in the chart do not express or imply any guarantee of the fuel consumption of a car of the class in question. See back cover.

Note: All vehicles are 5-speed unless Auto stated. All engines are equipped with a Catalytic Converter. 1.25i 16V (manual) and 1.3i engines were tested without power-assisted steering.

Note: Urban

An engine started from cold in laboratory conditions operated at varying speeds, maximum 31 mph, average 12 mph over a theoretical distance of 4km (2.5 miles).

Extra Urban

Conducted immediately after the urban cycle, it consists of half steady speed driving and half varying speed driving, maximum 75 mph over a distance of 7km (4.3 miles).

Combined

This is an average of the two parts of the test, weighted by the distances covered in each part.

Mechanical features

	Escort	LX	Si	Ghia	Ghia X
Brakes					
Diagonally-split, with dual-line servo-assistance. Front discs, rear drums	■	■	■	■	■
Fuel tank					
40 litres	■	■	■	■	■
Fuel cut off – Inertia switch (petrol only)	■	■	■	■	■
Steering					
Rack-and-pinion (variable ratio)	■	■	■	■	■
Power-assisted on 1.8D LX and Auto		■			
Power-assisted			■	■	■
Suspension and Body					
Front – Independent with MacPherson struts, and sub-frame mounted 'L' arm	■	■	■	■	■
Rear – Twist-beam semi-trailing coil springs	■	■	■	■	■
Anti-roll bar – Front	■	■	■	■	■
Side impact door beams, front and rear. Steel safety cage with engine compartment cross beam. Energy absorbing crumple zones, front and rear	■	■	■	■	■
Steering column – Additional bracing	■	■	■	■	■
Towing eye – Front and rear (stored with jack)	■	■	■	■	■
Turning circle					
Kerb to kerb 9.9m	■	■	■	■	■

Exterior features

Exterior Appearance and Styling	Escort	LX	Si	Ghia	Ghia X
Bodyside mouldings – Black		■	■		
Bodyside mouldings – Body colour				■	■
Bumpers – Grey/blue	■				
Bumpers – Body colour		■	■	■	■
Paint – Metallic			■		■
Radiator grille – Black with body-coloured surround	■	■	■		
Radiator grille – Black with acrylic surround				■	■
Tailgate spoiler – Body colour			■		
Wheels – 5x13 Steel with full wheelcovers and 155/70 TRx13 tyres (petrol manuals only)	■	■			
Wheels – 5x13 Steel with full wheelcovers and 165/70 TRx13 tyres (diesel and automatic only)	■	■			

Specifications

Exterior features (continued)

	Encore	LX	Si	Ghia	Ghia X
Exterior Appearance and Styling (continued)					
Wheels – 5x13 Steel with full wheelcovers and 165/70 TRx13 tyres (1.25i and 1.3i only)			■	■	
Wheels – 5½x14 Steel with full wheelcovers and 185/55 TRx14 tyres (1.4i only)			■	■	
Wheels – 5½x14 Alloy (steel spare) with 185/55 HRx14 tyres					■
Exterior Functional					
Aerial – Roof mounted	■	■	■	■	■
Alarm – Perimeter				■	■
Door mirrors – Manual internal control, black housings	■	■			
Door mirrors – Manual internal control, body colour housings			■	■	
Door mirrors – Electrically-operated and heated, body colour housings					■
Fuel cap – Locking	■	■	■	■	■
Heated rear window	■	■	■	■	■
Heated windscreen – 'Quickclear'					■
Immobiliser – Safeguard system	■	■	■	■	■
Locks – Anti-burst	■	■	■	■	■
Locks – Central locking with torch key			■	■	■
Locks – Remote control double locking				■	■
Locks – High security, shielded with strengthened mountings, childproof on rear doors	■	■	■	■	■
Tinted glass			■	■	■
Vehicle Identification Number (VIN) – Visible	■	■	■	■	■
Wheel arch liners – Front and rear	■	■	■	■	■
Wipers – Front, two speed, plus intermittent with electric wash	■	■	■	■	■
Wipers – Tailgate wiper with electric wash	■	■	■	■	■
Exterior Lighting					
Halogen headlights, side lights, rear fog light, reversing light	■	■	■	■	■
Fog lights – Front			■		■



**EXTRA
COVER**



**Worry Free
Motoring**

**One, Two and
Three Star
maintenance
plans**

Your Ford Dealer can advise you on Extra Cover One, Two and Three Star Warranty plans from Ford. They allow you to add routine servicing or full maintenance cover to your standard New Vehicle Warranty. All plans include RAC Membership and Accident Assist.

Note:

- All Extra Cover plans begin from the New Vehicle Warranty commencement date, irrespective of the Extra Cover sale date, and continue until the completion of the time and mileage allowance, whichever occurs first.
- Extra Cover can be purchased within 12 months of the New Vehicle Warranty commencement date.
- Service Cover can only be purchased within 3 months of the New Vehicle Warranty commencement date.

Interior features

	Encore	LX	Si	Ghia	Ghia X
Audio					
Stereo FM Radio/Cassette – Model 1000, removable control panel, 2 front speakers	■				
Stereo AM/FM Radio/Cassette – Model 3000, removable control panel, 'Keycode' anti-theft coding, 4 front speakers		■	■		
Stereo AM/FM Radio/Cassette – Model 5000 RDS EON, removable control panel, 'Keycode' anti-theft coding, 6 speakers (4 front, 2 rear)				■	
Stereo AM/FM Radio/CD – Model 6000 RDS EON, removable control panel, 'Keycode' anti-theft coding, 6 speakers (4 front, 2 rear)					■
Carpet and Trim					
Carpet – Non-woven velour	■	■	■	■	■
Door trim – Fabric insert, moulded panel with pull handle/armrest, door bins and integrated speaker grilles	■	■	■	■	■
Gear lever gaiter – Simulated leather			■	■	■
Wood-effect finish on fascia. Leather-covered gear lever knob				■	■
Interior Lighting					
Courtesy light – Header-mounted, front door-operated	■	■	■	■	■
Courtesy light – Delayed switch off				■	■
Luggage compartment light		■	■	■	■
Reading lights				■	■
Instruments and Controls					
Instruments – Speedometer, odometer, trip recorder, constant read-out fuel gauge, water temperature gauge	■	■	■	■	■
Tachometer (1.25i and 1.4i only)		■	■	■	■
Warning indicators for oil pressure, direction indicators, glow plugs (diesel only), high beam, ignition/alternator, brake failure, handbrake on, Airbag(s), 'lights on' audible warning	■	■	■	■	■
Warning indicators – Auxiliary, low fuel and fluid				■	■
Illuminated heater controls – 4-speed fan. Four vents with temperature and direction control	■	■	■	■	■
Control stalks – Column-mounted for master lights, indicators and wash/wipe functions	■	■	■	■	■
Airbag – Driver's	■	■	■	■	■
Steering wheel – Three-spoke incorporating horn function (partial leather-trimmed on Ghia and Ghia X)	■	■	■	■	■

Interior features

	Encore	LX	Si	Ghia	Ghia X
Seats and Seat Belts. For seat fabric see page 32					
Front seat – Driver's electric height adjustment					■
Front seats – Anti-submarining, fully reclining with height-adjustable head restraints	■	■	■	■	■
Front seats – Sports			■		
Storage pockets – Front seat backs				■	■
Rear seat – Folding back	■	■	■	■	■
Rear seat – 60:40 split back		■	■	■	■
Rear seats – Head restraints					■
Seat belts – Front, inertia reel, with grabbers, pretensioners and height adjustable mounts. Rear, two inertia reel, one centre lap static	■	■	■	■	■
Comfort and Convenience					
Accessory socket	■	■	■	■	■
Centre console – Small with storage pocket	■				
Centre console – Long with storage pocket		■	■	■	■
Clock – Digital, quartz	■	■	■	■	■
Glovebox with lid	■	■	■	■	■
Grab handles – Front passenger's and, on 5-door, two rear	■	■	■	■	■
Mirror – Dipping rear view	■	■	■	■	■
Mirror – Passenger's sunvisor		■	■	■	■
Storage – Driver's side lower	■	■	■	■	■
Sunroof – Tilting/removable, screened glass		■	■	■	■
Windows – Front, electrically-operated			■	■	■
Luggage Compartment					
Rear parcel tray – Carpet covered, tilting	■	■	■	■	■
Carpet on floor with sidewall trims. Wheel arch trims	■	■	■	■	■

Options

at extra cost

	Encore	LX	Si	Ghia	Ghia X
Equipment					
Airbag – Front passenger's*	■	■	■	■	■
Air conditioning – CFC-free with air recirculation and pollen filter (with tinted glass on LX), (only available with power-assisted steering)		■	■	■	■
Anti-lock brakes		■	■	■	■
Convenience pack – Remote control central double locking, perimeter alarm, map light, electrically-operated front windows and tinted glass		■			
Ford GSM phone (no charge)*	■	■	■	■	■
Integrated Hands-free Car kit (only with Ford GSM phone)	■	■	■	■	■
Heated windscreen – 'Quickclear' (with tinted glass on LX)		■	■	■	
Locks and windows pack – Central locking with torch key, electrically-operated front windows and tinted glass		■			
Pack – Power-assisted steering, central locking with torch key, tinted glass and electrically-operated front windows		■			
Power-assisted steering (standard on automatic and LX diesel)	■	■			
Sunroof – Tilting/removable, screened glass	■				
Wheels – 5½ x 14 Alloy wheels (steel spare) with 185/55 HRx14 tyres			■	■	
Audio					
Stereo Radio/Cassette – Model 3000T RDS, removable control panel, 'Keycode' anti-theft coding, 4 front speakers	■	■	■		
Stereo Radio/Cassette – Model 5000 RDS EON, removable control panel, 'Keycode' anti-theft coding, 6 speakers (4 front, 2 rear)		■	■		
Stereo Radio/CD – Model 6000 RDS EON, removable control panel, 'Keycode' anti-theft coding, 6 speakers (4 front, 2 rear)		■	■	■	
Body Colour					
Paint – Metallic (no charge on Si and Ghia X)	■	■	■	■	■

Storage pockets at the back of the front seats are standard on Ghia and Ghia X for added convenience.

A digital quartz clock is standard.

A three button courtesy light with integral driver and passenger reading lights is standard on the Ghia and Ghia X.

Note
A rear-facing child seat should never be placed in the front passenger seat if the Ford vehicle is equipped with a front passenger Airbag.

* Subject to status and the signing of a 12 month airtime agreement. The agreement may be terminated by giving 30 days written notice after the end of the 12 month period. Available in conjunction with the purchase in the UK of a new Ford vehicle (excluding the Channel Islands and Isle of Man, named daily rental companies (Avis, Hertz, Budget, Eurocar, Euro Dollar, Flightform, Thrifty and their licensees/agents and Daily Rental), Ford and Dealer demonstrator programme vehicles, FRCS/Service rental vehicles, direct service vehicles).

Fiesta

Harmony

A mobile phone? A CD player? Alloy wheels?
A finishing touch.

A wide range of custom designed Fiesta
accessories is available. All accessories are
designed to complement the Fiesta's style,
comfort and safety.



*Securable crossbars
with bicycle attachment.
This accessory is ideal
for transporting
mountain bikes.*



*Ford's carefully
designed range of
accessory safety seats
helps keep babies and
children secure and
comfortable.*

*The Fiesta Si shown
here is fitted with a
Dealer-fitted body
styling kit, accessory
alloy wheels and high
mounted rear brake
light.*



All Fiestas now have fully integrated sound systems which can be further enhanced with additional audio equipment, and Ford Cellular Systems offer flexible, competitive, mobile communications.

Co-ordinated. Composed. Considered.



Stereo FM Radio/
Cassette Model 1000
with removable control
panel.



Stereo AM/FM Radio/
Cassette Model 3000
with 'Keycode' anti-theft
coding and removable
control panel.



Stereo AM/FM Radio/
Cassette Model 3000T
RDS with 'Keycode'
anti-theft coding and
removable control panel.



Stereo AM/FM Radio/
Cassette Model 5000
RDS EON with 'Keycode'
anti-theft coding and
removable control panel.



Stereo AM/FM Radio/
CD Model 6000 RDS
EON with 'Keycode'
anti-theft coding and
removable control panel.



The Ford GSM digital
mobile phone features
useful one-touch
buttons for the RAC
and Ford Call Careline.



Trims



Colours



Radiant Red



Bright Blue



Diamond White



Panther Black



Nouveau Red



Jewel Green



State Blue



Copper Glow



Moondust Silver



Tourmallard Green

Model	Interior Colour	Seat Fabric	Solid Body Colours			Metallic Body Colours (Extra Cost*)						
			Diamond White	Bright Blue	Radiant Red	Nouveau Red	Slate Blue	Moondust Silver	Panther Black	Tourmallard Green	Copper Glow	Jewel Green
Encore	Warm Blue	Midnight	B	B	B	B	B	B				
LX	Warm Blue	Palette	B	B	B	B	B	B	B	T		
	Truffle	Palette	T			T	T		T			
Si	Warm Blue	Flight				B	B	B	B		B	
	Truffle	Flight				T	T		T	T	T	
Ghia	Warm Blue	Alpina	B			B	B	B	B	T		
	Truffle	Alpina	T			T	T		T			
Ghia X	Warm Blue	Alpina				B	B	B	B			
	Truffle	Alpina				T	T		T	T		

SEAT FABRIC COLOUR KEY: B - BLUE T - TRUFFLE

* No charge on Si and Ghia X

Note:
The car images used are to illustrate body colours only and may not reflect current build levels.

Colours and trims reproduced on this page may vary from the actual colours due to the limitations of printing processes used.



BY APPOINTMENT TO
HER MAJESTY THE QUEEN
MOTOR VEHICLE MANUFACTURERS
FORD MOTOR COMPANY LIMITED
BRENTWOOD ESSEX



BY APPOINTMENT TO
H.M. QUEEN ELIZABETH THE QUEEN MOTHER
MOTOR VEHICLE MANUFACTURERS
FORD MOTOR COMPANY LIMITED
BRENTWOOD ESSEX



BY APPOINTMENT TO
H.R.H. THE PRINCE OF WALES
MOTOR VEHICLE MANUFACTURERS
FORD MOTOR COMPANY LIMITED
BRENTWOOD ESSEX

The Government fuel figures do not express or imply any guarantee of the fuel consumption of any particular car. The cars themselves have not been tested and there are inevitably differences between individual cars of the same model. In addition, a car may incorporate particular modifications. Furthermore, the driver's style and road and traffic conditions, as well as the extent to which the car has been driven and the standard of maintenance, will affect its fuel consumption.

Insurance Groups are only as recommended by the Association of British Insurers. You should always consult your insurance adviser for confirmation.

Illustrations, descriptions and specifications. This catalogue was correct at the time of going to print. However, Ford policy is one of continuous product development. The right is reserved to change specifications, colours and prices of the models and items illustrated and described in this publication at any time. For the latest details always consult your Ford Dealer.

Optional Equipment. Throughout this publication, wherever a feature is described as being an 'Option' or 'Optional Fitment/Pack' etc, you should assume that it will be at extra cost to the base vehicle, unless specifically stated to the contrary.

Designed and produced by Allan Burrows Limited, Ingatestone, Essex.

Printed Web Offset by Jarrold Printing, Norwich.

Published by Ford Motor Company Limited,
Brentwood, Essex, England.
Registered in England No 235446

FA1260/6

January 1998.

© Ford Motor Company Limited.

www.ford.co.uk

Your Ford Dealer

