


*the nineteen hundred and ninety eight*  
**F-SERIES**



# AMERICAN HISTORY



Traditions. People count on 'em. Country music at the Grand Ole Opry. Super Bowl Sunday. Clowns at a rodeo. NASCAR at Daytona. Without these things, life in America just wouldn't feel quite right. Built Ford Tough is another tradition folks count on.

1998 marks the 50th anniversary of the Ford F-Series. Ever since the first F-Series pickup rolled off the line in 1948, they've been part of the American spirit, part of American life. Tough work trucks. Tough play trucks. 50 years and counting.

After fifty years, the F-Series still only comes one way... Built Ford Tough.  
For work. For play. You can depend on it.



# TOUGH PLAYS.

"The F-150 raises the bar for full-size engineering and function." *AutoWeek*



1959. Ford introduces its first F-Series 4x4, forever changing the way America looks at trucks.

Some people are car people. Some people are truck people. Some people like concrete highways. Some people like making their own roads, playing in the dirt with a Flareside

pickup. Choose the available F-150 4x4 Off-Road Equipment Group, featuring 17" all-terrain tires and cast aluminum wheels, fog lamps, skid plates, off-road decal and more.

Call up a friend. Load your bikes, your tent and your gear. Forget about work and go have the kind of fun you can only have with America's best-built\* best-selling full-size truck.



F-150 XLT Styleside 4x2 with new STX package in Black Clearcoat.

\*Based on an average of consumer-reported problems at three months ownership in a survey of Ford and competitive models designed and built in North America.

# TOUGH WORKS.

"Sturdy, rugged, luxurious if you want it that way, F-250 is a truck that rightfully inherits the 'Ford Tough' mantle." *Off-Road*



1965. The Ford F-100 introduces the Twin-I-Beam suspension. With the ability to step over bumps individually, it begins to make the workday go a little smoother for its owners.

What you need on the job site, whether it's a construction yard or a do-it-yourself project inside your own fence line, is a pickup that's ready to get down to business. Built to work, F-Series stands up to the toughest

of jobs. F-150 has the most powerful standard V6 engine available in a full-size pickup truck. F-Series also has the largest pickup box by volume and the highest available 4.6L V8 payload in its class – 3,350 pounds

for the F-250 Regular Cab 4x2 model equipped with available payload package. The available load-leveling suspension automatically keeps the vehicle consistently level regardless of passenger or cargo load.

The F-Series SuperCab – shown here in Pacific Green Clearcoat Metallic – is the first full-size pickup to offer a standard third door and fold-down 40/60 split bench rear seat.

# TOUGH SELLS.



1987. The F-Series is first on the scene with a standard rear anti-lock braking system.

America is sold on F-Series. It's been the preferred full-size pickup brand for 20 years in a row. Rated best-built American full-size truck, it has more repeat buyers than any other.\*

Everything but its popularity has changed with your needs. In 1959, we introduced our first 4x4. In 1997, F-Series was *first* with a standard SuperCab third door. It was also the

*first* full-size pickup truck to include a passenger-side deactivation switch for its dual air bag system.\*\* At Ford, our philosophy is simple. Putting you *first* is our very *first* priority.



F-150 SuperCab Lariat 4x4 in available Oxford White Clearcoat over Tan two-tone.

\*Based on 1996 Ford New Vehicle Customer Survey.

\*\*Always wear your safety belt and deactivate the passenger air bag when using a rear-facing child safety seat.

**FORD**  
**F-SERIES**  
**TRUCKS**





F-150 Regular Cab 4x4 in Bright Red Clearcoat.



Nine-time off-road champion Dave Ashley's Ford F-150.



# TOUGH WINS.

The test track. And the race track. These are two of the main ingredients behind the making of a best-seller. It's where Built Ford Tough gains credibility.

At our Arizona Proving Ground we subjected F-Series test vehicles to torturous on- and off-road evaluation for strength and structural durability for nearly two million miles. We put F-Series through the kind of performance testing at off-road tracks where we might learn more in one weekend than we would in 100,000 miles on the street.

In addition, racing is one of our favorite testing methods for real-world applications.

Racing, as a proving ground, is the best way to test Ford technology to the limit. This racing technology is applied to production trucks and brings proven performance to the Ford trucks you drive.



Through racing tests, improvements were made to the F-Series E4OD automatic transmission in order to increase its durability.

Tougher, more durable trucks, components and processes are now in production because of what we've learned in off-road racing.

These include suspension tuning, the shifter on the five-speed transmission, disc brake pad material, disc brake rotor casting process, as well as non-asbestos clutch disc friction material.

The F-Series E4OD automatic transmission was tested in off-road racing, and 27 improvements were made to increase durability. Motorcraft consumer products, like spark plugs, batteries, silicone brake fluid, manual transmission fluid and wheel bearing grease have been developed or improved by Ford's involvement in racing.

When we race, you win.




Ford F-Series shares its anniversary with NASCAR. Two American legends are coming around strong for their 50th laps.



# TOUGH IS CONFIDENCE.

"In concept and execution, the 5.4L Triton V8 is the light truck engine against which all others must be judged." *Ward's Auto World*



## TRITON™

IT'S THE FIRST AND ONLY  
FULL-SIZE LINE OF PICKUP  
ENGINES TO PROVIDE A  
FAIL-SAFE COOLING SYSTEM  
TO HELP PROTECT THE  
ENGINE FROM DAMAGE  
DUE TO COOLANT LOSS.



5.4L TRITON V8

The F-150 and F-250 powered by the 4.6L Triton™ V8 have the highest available V8 payload rating in their class (below 8,500 lbs. GVWR).

For maximum horsepower and torque, choose the 5.4L Triton V8. Its coil-on-plug ignition system eliminates spark plug wires for high mileage durability, and each Triton engine includes plugs that are platinum-tipped for sure-fire ignition.

Every Triton features a cast-iron engine block and a single overhead cam (SOHC), which eliminates the need for push rods. Each is driven by a durable, maintenance-free chain. Each engine's serpentine accessory drive belt, made from a non-neoprene material, is designed for dependable performance and long life. Belt tensioning is automatic. No adjustment is necessary.

Each Triton engine can travel 100,000 miles without a first-scheduled tune-up under normal driving conditions with routine fluid and filter changes.

For 1998, the Triton 5.4L V8 is available with Bi-Fuel capability – natural gas or propane.



4.6L TRITON V8

# TOUGH HAULS.

Nothing gets you going like Triton.



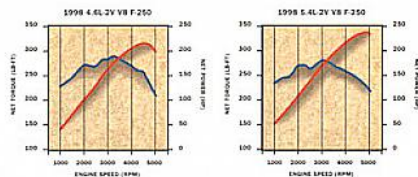
Sometimes the job calls for more than merely loading up the pickup box with cargo. It calls for pulling or pushing power. That's when low-end torque is what you can't get enough of. Triton™ engines deliver 90% of their torque at or below 2,000 rpm to help pull your boat

and trailer out of the lake when your tires are buried three inches deep in the sand, or when you're trying to plow yourself out of a rural driveway covered by a foot of wet snow. On the pulling side, a properly equipped Regular Cab F-250 4x2 with the 5.4L Triton V8 provides




trailer towing up to 8,700 pounds. On the pushing side, the F-250 4x4 Regular Cab with the available Snow Plow Prep Package includes a heavy-duty battery, super engine cooling, 1L7245 all-terrain tires and 4,150-pound front torsion bars. There

isn't much in the way of precipitation that can stand in its way. Whatever your towing/plowing needs, warm weather, cold weather, heavy or light, Ford F-Series has the capability to transport you and your equipment wherever you need to go.



# 40/60 LEATHER SADDLES.



The XLT SuperCab cloth interior in Medium Graphite with some optional equipment.

The Lariat with optional Medium Graphite leather-trimmed captain's chairs/console.

The 1998 F-Series Lariat is offered with a standard leather-trimmed front 40/60 three-passenger split bench seat with individual recliners, driver's side lumbar support and a center fold-down armrest/storage bin. A three-passenger 40/60 fold-down rear split bench seat is standard on the SuperCab. Choose cloth captain's chairs with console on the XLT or leather-trimmed captain's chairs with console on the Lariat.

Options include an electric shift-on-the-fly 4x4 system with rotary control switch. Six-way power driver's seat adjustment/autolamp in the XLT (standard in Lariat package). A color-keyed, leather-wrapped steering wheel is a new standard feature in the Lariat, as are dual Power Signal Mirrors (see picture and description at far right).



Second Generation air bags on Ford vehicles are designed to further enhance protection for driver and passenger. A passenger deactivation switch is standard – a Ford first in a full-size pickup. Always wear your safety belt and deactivate passenger air bag when using a rear-facing child safety seat.



Lumbar adjustment for the driver is standard on XLT and Lariat along with reclining seat backs.



The front split bench seat in XLT and Lariat features a fold-down center armrest with cup holder. Simply flip the padded armrest up to gain access to a large storage compartment.

Getting in and out of the back seat of a pickup or gaining access to it can be difficult. SuperCab is the first full-size pickup with standard third-door convenience. Rear split seat folds down into flat, steel load floor.



Climate and sound system controls are located in an easy-to-reach center pod. Large buttons and knobs are easy to operate, even when you're wearing gloves.



Standard dual Power Signal Mirrors on Lariat display directional arrows as an added safety feature. Easy to spot from behind, they're invisible to the driver.



## F-150 PREFERRED EQUIPMENT PACKAGES

### STANDARD PREFERRED EQUIPMENT PACKAGE 500A

- 4.2L SEFI V6; 5-speed manual overdrive transmission\*
- P235/70R16SL BSW all-season tires (5)
- Split-back vinyl bench seat (2 colors)
- AM/FM stereo/clock/4 speakers
- Rear seat (SuperCab models only)
- Argent front bumper
- Argent steel wheels (5)
- Interval wipers
- Pickup box rail/tailgate moldings
- Trailer tow wiring – 4 pin
- Wheel opening moldings (4x4)

\*4.6L SEFI Triton V8 with 4x4 SuperCab



F-150 Standard Regular Cab

### XL PREFERRED EQUIPMENT PACKAGE 502A



F-150 XL Regular Cab

- Styled steel wheels (4)
- Chrome rear step bumper
- Chrome grille trim and chrome front bumper
- Split-back polyknit front bench seat (4 colors)
- Underhood light
- Interior dome light, dual map lights
- Map pocket in door trim
- Cloth sun visors, LH strap and RH mirror

### XLT PREFERRED EQUIPMENT PACKAGE 507A

- Air conditioning
- Polished aluminum wheels (4) (six-spoke cast aluminum with OWL tires)
- 40/60 split bench seat with center storage console, driver's lumbar
- Color-keyed carpeting
- Quarter/rear window privacy glass (SuperCab models only)
- Tailgate lock, cargo box and integral light
- Tow hooks (4x4 models only)
- Rear quarter flip-out windows (SuperCab models only)
- AM/FM stereo/cassette/clock/4 speakers
- Speed control/tilt steering wheel
- Power windows/locks
- Color-keyed bodyside moldings (Styleside only)
- Tachometer
- Speed-dependent interval wipers



F-150 XLT Regular Cab

### LARIAT PREFERRED EQUIPMENT PACKAGE 508A



F-150 Lariat SuperCab with available two-tone paint treatment

- 4.6L SEFI Triton™ V8 engine
- Six-spoke cast aluminum wheels (4)
- 40/60 leather split bench seat with front leather seating surfaces (vinyl SuperCab rear seat)
- 3.55 rear axle
- 4-wheel anti-lock brake system
- Color-keyed, carpeted floor mats
- Fog lamps (4x4 models only)
- Autolamp and power driver's seat
- Speed control/tilt, color-keyed, leather-wrapped steering wheel
- Power Signal Mirrors, color-keyed
- P255/70R16SL OWL all-season tires (BSW spare)

Similar packages available for F-250; see your Ford Dealer for details.

### Product Changes

Following publication of the catalog, certain changes in standard equipment, or options, or product delays, may have occurred which would not be included in these pages. Ford reserves the right to change product specifications at any time without incurring obligations.

# FEATURES AND OPTIONS

## exterior features

		Std.	XL	XLT	Lariat
<b>FRONT BUMPER</b>	(argent painted)	S	-	-	-
	(chrome)	-	S	S	S
<b>REAR STEP BUMPER</b>	(argent painted)	0	-	-	-
	(chrome)	-	P	S	S
<b>MIRRORS</b>	(black, manual)	S	S	-	-
	(chrome, manual) (XLT 4x2)	-	-	S	-
	(color-keyed, manual) (XLT 4x4)	-	-	S	-
	(color-keyed, power signal)	-	-	-	S
<b>MOLDINGS</b>	(color-keyed bodyside) (Styleside only)	-	-	S	S
	(argent wheel openings) (4x4)	S	S	-	-
	(color-keyed wheel openings) (XLT 4x4; Lariat 4x2/4x4)	-	-	S	S
<b>WHEELS (F-150)</b>	(argent painted with argent hub)	S	-	-	-
	(argent styled with chrome hub)	-	P*	-	-
	(chrome styled steel)	-	0	-	-
	(polished aluminum with chrome hub)	-	-	P	-
	(cast aluminum with chrome/argent hub)	-	-	0	S
<b>WHEELS (F-250)</b>	(argent styled with argent hub)	S	-	-	-
	(argent styled with chrome hub)	-	S	-	S
	(chrome styled steel with chrome hub)	-	0	P	S
<b>TWO-TONE PAINT, LOWER</b>		-	-	0	0
<b>THIRD DOOR, PASSENGER SIDE (SUPERCAB)</b>		S	S	S	S
<b>QUARTER/REAR WINDOWS WITH FLIP-OUT GLASS (SUPERCAB)</b>		0	0	S	S
<b>QUARTER/REAR WINDOWS WITH PRIVACY GLASS (SUPERCAB)</b>		-	0	S	S
<b>SLIDING REAR WINDOW</b>		0	0	0	0
<b>PICKUP BOX FEATURES:</b> protective bed rail and tailgate top moldings; horizontal pockets and vertical slots in side panels for special loading; tie-down hooks		S	S	S	S
<b>REMOVABLE TAILGATE WITH BLACK HANDLE</b>		S	S	S	S
<b>LOCKABLE TAILGATE</b>		-	-	S	S
<b>FRONT TOW HOOKS (4x4)</b>		0	0	S	S
<b>FOG LAMPS (4x4)</b>		0	0	0	S
<b>CAB STEPS</b>		0	0	0	0
<b>TRAILER TOW WIRING, 4-PIN CONNECTOR</b>		S	S	S	S
<b>HIGH-MOUNT STOP LAMP</b>		S	S	S	S
<b>CARGO BOX LIGHT</b>		0	0	S	S

\*Flareside models only.

## interior features

		Std.	XL	XLT	Lariat
<b>DOOR TRIM</b>	vinyl upper with integral armrest	S	S	S	S
	map pocket (two with XLT and Lariat)	-	S	S	S
	lower carpet, grab handle, curb light	-	-	S	S
<b>FLOOR TRIM</b>	black vinyl	S	S	-	-
	color-keyed carpet (opt. in F-150 XL)	-	0	S	-
	color-keyed carpet; carpeted floor mats	-	-	-	S
<b>AIR CONDITIONING</b>		0	0	P	P
<b>SPEED CONTROL/TILT STEERING WHEEL</b>		0	0	P	P
<b>6-WAY POWER DRIVER'S SEAT/AUTOLAMP SYSTEM</b>		-	-	0	P
<b>REAR STORAGE BIN (REGULAR CAB)</b>		0	0	0	0
<b>INTERVAL WIPERS (SPEED-DEPENDENT ON XLT AND LARIAT)</b>		S	S	S	S
<b>GAUGES</b>	fuel, voltmeter, temperature, oil pressure	S	S	S	S
	tachometer	-	-	S	S
<b>POWER POINT AUXILIARY OUTLET</b>		S	S	S	S
<b>HEIGHT-ADJUSTABLE FRONT SHOULDER BELTS</b>	(except passenger side in SuperCab)	S	S	S	S
<b>DUAL INSTRUMENT PANEL CUP HOLDERS</b>		S	S	S	S
<b>POWER WINDOWS</b> ("one-touch-down" driver's side).		-	-	S	S
<b>POWER DOOR LOCKS</b>		-	-	0	S
<b>POWER MIRRORS (SIGNAL IN LARIAT)</b>		-	-	0	S

## seating arrangements

		Std.	XL	XLT	Lariat
<b>VINYL SPLIT-BACK BENCH SEAT</b>		S	0	-	-
<b>POLYKNIT SPLIT-BACK BENCH SEAT</b>		0	S	-	-
<b>40/60 CLOTH SPLIT BENCH SEAT WITH RECLINERS;</b> center armrest with cup holder, storage compartment (no center storage on XL trim)		-	0	S	-
<b>40/60 LEATHER-TRIMMED SPLIT BENCH SEAT WITH RECLINERS;</b> center armrest with cup holder, storage compartment		-	-	-	S
<b>CAPTAIN'S CHAIRS WITH CONSOLE</b> (cloth XLT, leather-trimmed Lariat)		-	-	0	0
<b>REAR 40/60 SPLIT BENCH SEAT</b> (SuperCab)		S	S	S	S

Competitive comparisons based on published 1997 competitive data.

# OWNERSHIP EXPERIENCE

## roadside assistance

Every new Ford includes the assurance of a 24-hour emergency Roadside Assistance Program provided during the 3-year/36,000-mile bumper-to-bumper warranty. Ask your Ford Dealer for complete details on this program and for a copy of the limited warranty.

Visit our Web site at [www.ford.com](http://www.ford.com)



## audio systems

		Std.	XL	XLT	Lariat
<b>AM/FM STEREO/CLOCK</b>		S	S	S	S
<b>AM/FM STEREO/CASSETTE/CLOCK</b>		0	0	P	P
<b>SIX-DISC CD CHANGER WITH PREMIUM AM/FM STEREO/CASSETTE/CLOCK</b>		-	-	0	0

S = Standard 0 = Optional P = Preferred Equipment Package feature

## safety and security features

		Std.	XL	XLT	Lariat
<b>NEW SECOND GENERATION DRIVER AND RIGHT FRONT PASSENGER AIR BAGS*</b>		S	S	S	S
<b>REAR ANTI-LOCK BRAKE SYSTEM</b>		S	S	S	-
<b>4-WHEEL ANTI-LOCK BRAKE SYSTEM</b>		0	0	0	S
<b>REMOTE KEYLESS ENTRY/ANTI-THEFT SYSTEM/ILLUMINATED ENTRY SYSTEM</b>		-	-	0	0
<b>PICKUP BOX SECURITY GROUP:</b> Tailgate lock and integral cargo/box light		0	0	S	S

\*Always wear your safety belt and deactivate the passenger air bag when using a rear-facing child safety seat.

## F-150 performance features

		Std.	XL	XLT	Lariat
<b>4.2L V6/5-SPEED MANUAL OD</b>		S	S	S	-
<b>4.2L V6/4-SPEED AUTO OD</b>		0	0	0	-
<b>4.6L V8/5-SPEED MANUAL OD</b> (std. in SuperCab 4x4s)		0	0	0	S
<b>4.6L V8/4-SPEED AUTO OD</b>		0	0	0	0
<b>5.4L V8/4-SPEED AUTO OD</b>		-	0	0	0
<b>ELECTRIC SHIFT-ON-THE-FLY 4x4</b>		-	-	0	0
<b>3.55 REAR AXLE OR 3.55 LIMITED SLIP REAR AXLE*</b>		0	0	0	0
<b>ENGINE BLOCK HEATER</b> (includes heavy-duty battery)		0	0	0	0
<b>PAYLOAD PACKAGE #2</b> (139"-wb Regular Cab 4x2)		0	0	0	0
<b>PAYLOAD PACKAGE #3</b> (139"-wb Regular Cab 4x2)		0	0	0	-
<b>CLASS III TRAILER TOWING GROUP:</b> 7-pin wiring harness connector; frame-mounted hitch; heavy-duty electrical/cooling package; heavy-duty shock absorbers; requires rear step bumper		0	0	0	0
<b>SKID PLATES</b> (transfer case and fuel tank) (4x4)		0	0	0	0
<b>4x4 OFF-ROAD EQUIPMENT GROUP:</b> tachometer (with XL); fog lamps; P265/70R17SL OWL all-terrain tires with 17" cast aluminum wheels; skid plates (fuel tank, transfer case and frame front crossmember); HD shock absorbers; 3.55 rear axle ratio; 4x4 Off-Road decal (except Lariat)		-	-	0	0
<b>STX PACKAGE:</b> 4x4 grille insert with color-keyed grille surround; color-keyed front/rear bumpers; color-keyed power mirrors; 17" cast aluminum wheels; P275/60R17 BSW all-season tires; 3.55 rear axle; STX decal		-	-	0	-
<b>HD ELECTRICAL/COOLING PACKAGE:</b> 130 amp. alternator (4.2L engine only); 78 amp-hr. battery; super engine cooling; auxiliary automatic transmission oil cooler; engine oil cooler (5.4L engine only)		0	0	0	0
<b>SNOW PLOW PREP PACKAGE:</b> HD electrical/cooling package; P255/70R16SL OWL all-terrain tires; styled steel wheels (Std, XL); chrome styled steel wheels (XLT); heavy-duty shock absorbers; 3,900-lb. front GAWR		0	0	0	-
<b>BI-FUEL PREP:</b> Available on 4x2/4x4 Styleside, Regular Cab, 139" wheelbase only. 5.4L V8 Bi-Fuel prep engine required		0	0	0	0

\*3.55 rear axle is standard on Lariat.

## F-250 performance features

		Std.	XL	XLT	Lariat
<b>4.6L V8/5-SPEED MANUAL OD</b>		S	S	S	S
<b>4.6L V8/4-SPEED AUTO OD</b>		0	0	0	0
<b>5.4L V8/4-SPEED AUTO OD</b>		0	0	0	0
<b>ELECTRIC SHIFT-ON-THE-FLY 4x4</b>		-	-	0	0
<b>3.73 REAR AXLE OR 3.73 LIMITED SLIP REAR AXLE</b>		0	0	0	0
<b>ENGINE BLOCK HEATER</b> (includes heavy-duty battery)		0	0	0	0
<b>PAYLOAD PACKAGE #2</b> (139"-wb Regular Cab 4x2)		0	0	0	0
<b>LOAD-LEVELING SUSPENSION</b>		-	0	0	0
<b>SKID PLATES</b> (transfer case and fuel tank) (4x4)		0	0	0	0
<b>CLASS III TRAILER TOWING GROUP:</b> 7-pin wiring harness connector; frame-mounted hitch; heavy duty electrical/cooling package; requires rear step bumper; includes 3.73 rear axle		0	0	0	0
<b>HD ELECTRICAL/COOLING PACKAGE:</b> heavy-duty 78-amp-hr. battery; super engine cooling; auxiliary auto transmission oil cooler; engine oil cooler (5.4L engine only)		0	0	0	0
<b>SNOW PLOW PREP PACKAGE:</b> HD electrical/cooling package; LT245/75R16D OWL all-terrain tires; 4,150-lb. front GAWR; requires rear step bumper; includes 3.73 rear axle		0	0	0	-
<b>BI-FUEL PREP:</b> Available on 4x2/4x4 Styleside Regular Cab/SuperCab, 139" wheelbase only. 5.4L V8 Bi-Fuel prep engine required		0	0	0	0

# BUILT FOR YOUR F-SERIES DEALER ACCESSORIES



Your Ford Dealer can show you a lot of ways to personalize your new 1998 Ford F-Series. The features shown here are just a few. Like the F-Series itself, dealer-installed Ford brand accessories are made with a commitment to quality, and they're covered by the new vehicle limited warranty. See your Ford Dealer for a copy of the warranty.

#### F-250 wheels

- A. 16" argent styled steel with argent hub
- B. 16" argent styled steel with chrome hub
- C. 16" chrome styled steel with chrome hub

#### F-150 wheels

- D. 16" argent painted steel with argent hub
- E. 16" argent styled steel with chrome hub
- F. 16" chrome styled steel with chrome hub
- G. 16" polished aluminum with chrome hub
- H. 16" cast aluminum with chrome/argent hub (OWL tires)
- I. 17" cast aluminum with chrome hub



High-density bedliner helps protect the inside of your pickup box.



Tonneau cover provides extra security, plus added protection in bad weather.



This cargo net secures items like tools and hard hats inside the pickup box.



Diamond plate bed rail bar gives your F-Series a more tough, aggressive look. Diamond plate tool box, running boards, tailgate and front bed box protector are also available.



This hood deflector helps protect your F-Series' paint finish from chipping.



Molded cab steps add style while making it easier to get in and out of the cab.

Light Prairie Tan Clearcoat Metallic

Bright Red Clearcoat

Dark Toreador Red Clearcoat Metallic

Moonlight Blue Clearcoat Metallic

Pacific Green Clearcoat Metallic

Teal Clearcoat Metallic

Silver Clearcoat Metallic

Black Clearcoat

Light Denim Blue Clearcoat Metallic

Oxford White Clearcoat

## TECHNICAL FEATURES

## F-150/250 4x2 features

	Regular Cab	SuperCab
<b>FRONT SUSPENSION</b>	Twins-forged independent short/long arm (SLA) with forged upper and stamped steel lower control arms	Twins-forged independent short/long arm (SLA) with forged upper and stamped steel lower control arms
<b>SHOCK ABSORBERS</b>	Gas-pressurized	Gas-pressurized
<b>STABILIZER BAR</b>	Front	Front
<b>STEERING</b>	Power	Power
<b>BRAKES Std., XL, XLT Lariat</b>	Power with rear anti-lock; 4-wheel anti-lock optional Power with 4-wheel anti-lock	Power with rear anti-lock; 4-wheel anti-lock optional Power with 4-wheel anti-lock
<b>ALTERNATOR</b>	95-amp; 130-amp optional (included with V8 engines)	95-amp; 130-amp optional (included with V8 engines)
<b>MAINTENANCE-FREE BATTERY with battery-saver</b>	58 amp-hr. (540 CCA) standard 78 amp-hr. (350 CCA) optional	58 amp-hr. (540 CCA) standard 78 amp-hr. (350 CCA) optional
<b>FUEL TANK F-150 F-250</b>	25.0 gals. 6 1/2' box 30.0 gals. 8' box 30.0 gals. 8' box	25.0 gals. 6 1/2' box 30.0 gals. 8' box 25.0 gals. 6 1/2' box
<b>WHEELS (5) F-150 F-250</b>	7.0J 5-hole 7.0J 7-hole	7.0J 5-hole 7.0J 7-hole

## F-150/250 4x4 features

	Regular Cab	SuperCab
<b>FRONT SUSPENSION</b>	Twins-forged independent short/long arm (SLA) with forged upper and cast-iron lower control arms, solid steel torsion bars	Twins-forged independent short/long arm (SLA) with forged upper and cast-iron lower control arms, solid steel torsion bars
<b>SHOCK ABSORBERS</b>	Gas-pressurized	Gas-pressurized
<b>STABILIZER BAR</b>	Front	Front
<b>STEERING</b>	Power	Power
<b>BRAKES Std., XL, XLT Lariat</b>	Power with rear anti-lock; 4-wheel anti-lock optional Power with 4-wheel anti-lock	Power with rear anti-lock; 4-wheel anti-lock optional Power with 4-wheel anti-lock
<b>4x4 SYSTEM</b>	Center disconnect, manual shift-on-the-fly, electric shift-on-the-fly system optional	Center disconnect, manual shift-on-the-fly, electric shift-on-the-fly system optional
<b>TRANSFER CASE</b>	2-speed	2-speed
<b>ALTERNATOR</b>	95-amp; 130-amp optional (included with V8 engines)	130-amp
<b>MAINTENANCE-FREE BATTERY with battery-saver</b>	58 amp-hr. (540 CCA) standard 78 amp-hr. (350 CCA) optional	58 amp-hr. (540 CCA) standard 78 amp-hr. (350 CCA) optional
<b>FUEL TANK F-150 F-250</b>	24.5 gals. 6 1/2' box 30.0 gals. 8' box 30.0 gals. 8' box	25.0 gals. 6 1/2' box 30.0 gals. 8' box 25.0 gals. 6 1/2' box
<b>WHEELS (3) F-150 F-250</b>	7.0J 5-hole 7.0J 7-hole	7.0J 5-hole 7.0J 7-hole

## F-150/250 powertrains

	4.2L V6	4.6L Triton V8	5.4 Triton V8
<b>COMPRESSION RATIO</b>	9.3:1	9.0:1	9.0:1
<b>FUEL-INJECTION SYSTEM</b>	Sequential EFI	Sequential EFI	Sequential EFI
<b>HORSEPOWER</b>	206 @ 4,750 rpm	276 @ 4,500 rpm	276 @ 4,250 rpm
<b>TORQUE (lb.-ft.)</b>	255 @ 3,000 rpm	280 @ 3,250 rpm	330 @ 3,000 rpm

## F-150 powertrain availability by model

	Regular Cab 4x2			Regular Cab 4x4			SuperCab 4x2			SuperCab 4x4		
	Std.	XL	XLT Lariat	Std.	XL	XLT Lariat	Std.	XL	XLT Lariat	Std.	XL	XLT Lariat
4.2L V6-5-SPEED MANUAL OD	S	S	S	S	S	S	-	-	-	-	-	-
4.2L V6-4-SPEED AUTOMATIC OD	O	O	O	O	O	O	O	O	O	-	-	-
4.6L V8-5-SPEED MANUAL OD	O	O	O	O	O	O	O	O	O	S	S	S
4.6L V8-4-SPEED AUTOMATIC OD	O	O	O	O	O	O	O	O	O	-	-	-
5.4L V8-4-SPEED AUTOMATIC OD	-	-	-	-	-	-	O	O	O	-	-	-
5.4L V8 8-FUEL PREP ENGINE/4-SPEED AUTOMATIC	O	O	O	O	O	O	-	-	-	-	-	-

## F-250 powertrain availability by model

	Regular Cab 4x2			Regular Cab 4x4			SuperCab 4x2			SuperCab 4x4		
	Std.	XL	XLT Lariat	Std.	XL	XLT Lariat	Std.	XL	XLT Lariat	Std.	XL	XLT Lariat
4.6L V8-5-SPEED MANUAL OD	S	S	S	S	S	S	S	S	S	S	S	S
4.6L V8-4-SPEED AUTOMATIC OD	O	O	O	O	O	O	O	O	O	P	O	O
5.4L V8-5-SPEED AUTOMATIC OD	O	O	O	O	O	O	O	O	O	O	O	O
5.4L V8 8-FUEL PREP ENGINE/4-SPEED AUTOMATIC	O	O	O	O	O	O	O	O	O	O	O	O

## F-150/250 tire availability by model

	F-150 4x2			F-150 4x4			F-250 4x2			F-250 4x4		
	Std.	XL	XLT Lariat	Std.	XL	XLT Lariat	Std.	XL	XLT Lariat	Std.	XL	XLT Lariat
P235/70R16SL BSW all-season	-	-	-	-	-	-	-	-	-	-	-	-
P235/70R16SL OWL all-season	-	-	-	-	-	-	-	-	-	-	-	-
P235/70R16SL OWL all-terrain	-	-	-	O	O	O	-	-	-	-	-	-
P235/70R16SL OWL all-season	-	-	-	-	-	-	-	-	-	-	-	-
P235/70R17SL OWL all-terrain*	-	-	-	-	-	-	-	-	-	-	-	-
P235/70R16SL BSW all-season	-	-	-	-	-	-	S	S	S	-	-	-
P235/70R16SL OWL all-season	-	-	-	-	-	-	-	-	-	O	S	-
LT245/75R160 BSW all-season	O	O	O	O	O	O	O	O	O	S	S	S
LT245/75R160 OWL all-terrain	-	-	-	-	-	-	-	-	-	O	O	O

\*Available only on the optional 4x4 Off-Road Equipment Group.

## PAYLOADS AND TOWING

## F-150 styleside payload package selector

	Payload Package	Payload (lbs.)*	GVWR (lbs.)	Avail. Engine(s)	Tires (min.)		Payload Package	Payload (lbs.)*	GVWR (lbs.)	Avail. Engine(s)	Tires (min.)
<b>REGULAR CAB 4x2</b>											
120' wb, 6 1/2' box	#1	1,670	5,550	4.2L/4.6L	P235/70R16SL BSW		<b>SUPERCAB 4x2</b>				
	#1	1,805	6,050	5.4L	P235/70R16SL BSW		139' wb, 6 1/2' box	#1	1,930	6,000	4.2L/4.6L
	#2	2,195	6,000	4.2L/4.6L	P235/70R16SL BSW			#1	1,745	6,250	5.4L
	#1	1,555	5,550	4.2L/4.6L	P235/70R16SL BSW		157' wb, 8' box	#1	1,755	6,000	4.2L/4.6L
	#2	2,195	6,000	4.2L/4.6L	P235/70R16SL BSW			#1	1,565	6,250	5.4L
139' wb, 8' box	#1	1,690	6,050	5.4L	P235/70R16SL BSW		<b>SUPERCAB 4x4</b>				
	#2	1,990	6,000	4.2L/4.6L	P235/70R16SL BSW		139' wb, 6 1/2' box	#1	1,520	6,000	4.6L
	#3	2,410	6,600	4.6L/5.4L	LT245/75R160 BSW			#1	1,410	6,250	5.4L
							157' wb, 8' box	#1	1,355	6,000	4.6L
<b>REGULAR CAB 4x4</b>								#1	1,200	6,250	5.4L
120' wb, 6 1/2' box	#1	1,240	6,000	4.2L/4.6L	P235/70R16SL BSW						
	#1	1,425	6,050	5.4L	P235/70R16SL BSW						
139' wb, 8' box	#1	1,660	6,000	4.2L/4.6L	P235/70R16SL BSW						
	#1	1,355	6,050	5.4L	P235/70R16SL BSW						

\*Maximum allowable weight of people, cargo and body equipment, and is reduced by the weight of optional equipment.  
(1) 4.6L engine available with manual transmission only.  
(2) 4.6L engine available with automatic transmission only.

## F-250 styleside payload package selector

	Payload Package	Payload (lbs.)*	GVWR (lbs.)	Avail. Engine(s)	Tires (min.)		Payload Package	Payload (lbs.)*	GVWR (lbs.)	Avail. Engine(s)	Tires (min.)
<b>REGULAR CAB 4x2</b>											
139' wb, 8' box	#1	2,650	6,850	4.6L/5.4L	P255/70R16SL BSW		<b>SUPERCAB 4x2</b>				
	#2	3,350	7,700	4.6L/5.4L	LT245/75R160 BSW		139' wb, 6 1/2' box	#1	2,435	6,800	4.6L/5.4L
								#2	3,055	7,500	4.6L/5.4L
<b>REGULAR CAB 4x4</b>							<b>SUPERCAB 4x4</b>				
139' wb, 8' box	#1	2,510	7,200	4.6L/5.4L	LT245/75R160 BSW		139' wb, 6 1/2' box	#1	2,410	7,200	4.6L/5.4L
	#2	2,850	7,700	5.4L	LT245/75R160 BSW			#2	2,785	7,700	5.4L

\*Maximum allowable weight of people, cargo and body equipment, and is reduced by the weight of optional equipment.

## F-150 flareside payload package selector

	Payload Package	Payload (lbs.)*	GVWR (lbs.)	Avail. Engine(s)	Tires (min.)		Payload Package	Payload (lbs.)*	GVWR (lbs.)	Avail. Engine(s)	Tires (min.)
<b>REGULAR CAB 4x2</b>											
120' wb, 6 1/2' box	#1	1,590	5,550	4.2L/4.6L	P235/70R16SL BSW		<b>SUPERCAB 4x2</b>				
	#1	1,795	6,050	5.4L	P235/70R16SL BSW		139' wb, 6 1/2' box	#1	1,780	6,000	4.2L/4.6L
	#2	2,030	6,000	4.2L/4.6L	P235/70R16SL BSW			#1	1,620	6,250	5.4L
<b>REGULAR CAB 4x4</b>							<b>SUPERCAB 4x4</b>				
120' wb, 6 1/2' box	#1	1,660	6,000	4.2L/4.6L	P235/70R16SL BSW		139' wb, 6 1/2' box	#1	1,365	6,000	4.6L
	#1	1,415	6,050	5.4L	P235/70R16SL BSW			#1	1,400	6,250	5.4L

\*Maximum allowable weight of people, cargo and body equipment, and is reduced by the weight of optional equipment.

## F-150 maximum trailer weights

	Axle Ratio	GCWR	Regular Cab	SuperCab		Axle Ratio	GCWR	Regular Cab	SuperCab
<b>AUTOMATIC</b>									
4.2-liter SEFI V6	3.08	9,500	4,800	4,400	4,600	4.2-liter SEFI V6	3.08	6,500	2,300
	3.55	10,000	5,400	5,000	5,000		3.55	7,800	3,600
4.6-liter SEFI V8	3.08	10,000	5,700	5,500	5,500		3.08	6,500	2,200
	3.55	11,000 <sup>(1)</sup>	7,200	6,800	7,000		3.55	7,800	3,500
5.4-liter SEFI V8	3.08	11,000	6,500	6,100	6,300		3.08	7,200	2,600
	3.55	12,000 <sup>(2)</sup>	8,200	7,800	8,000		3.55	8,200	3,100

(1) With 15" tires.

(2) With 17" tires.

## F-250 maximum trailer weights

	Axle Ratio	GCWR	Regular Cab	SuperCab		Axle Ratio	GCWR	Regular Cab	SuperCab
<b>AUTOMATIC</b>									
4.6-liter SEFI V8	3.31	16,500	8,500	8,000	8,200	4.6-liter SEFI V8	3.31	7,200	2,600
	3.73	17,000	9,200	8,700	8,900		3.73	7,800	3,200
5.4-liter SEFI V8	3.31	12,000	6,800	7,100	6,900		3.31	7,800	2,700
	3.73	13,500	8,700	8,300	8,500		3.73	8,200	3,100

Note: Engine/axle ratio combinations may not be available in all areas. See your dealer for required equipment/trailer area considerations. All maximum trailer weights shown must be reduced by passenger and cargo weight in the towing vehicle. The combined weight of the towing vehicle (including hitch, passengers and cargo) and the loaded trailer must not exceed the Gross Combined Weight Rating (GCWR).

## F-Series dimensions

	WB	OAL	BL	BW	LH (in.)	AC (in.)	Cargo		WB	OAL	BL	BW	LH (in.)	AC (in.)	Cargo		
<b>REGULAR CAB</b>	F-150	120	202.2/203.7	6 1/2'	65.2	32.5/35.0	7.3	58.6									
	F-150	139	229.8/222.3	8'	65.2	33.0/34.9	7.3	72.6	<b>SUPERCAB</b>	F-150	139	229.8/222.3	8'	65.2	32.3/34.9	7.3	58.6
	F-250	129	229.8/222.3	8'	65.2	33.0/35.6	7.2/7.6	74.5		F-150	139	229.8/222.3	8'	65.2	32.2/34.8	7.3	72.6
										F-250	139	229.8/222.3	8'	65.2	33.4/36.6	7.2/7.6	58.6

WB = Wheelbase; OAL = Overall Length; BL = Inside Body Length (nominal); BW = Inside Body Width (maximum); LH = Load Height (estimated empty); AC = Axle Clearance; Cargo = Box Volume.

## F-15





# 1998 F-SERIES

