




PROBE





**Designed
with a passion
for driving.**



Today's Probe is equipped with a rear spoiler (above) for greater rear wheel traction.

Front and rear stabiliser bars minimise body roll for flatter cornering. Big, 16 inch 5-spoke alloy wheels complement Probe's wide, low stance on the road.

Share our passion. For a personal car that stirs the soul. For a car that handles impeccably, devours the kilometres effortlessly and feels so good every time you take the wheel. Share our passion for a car that makes you *want* to drive.

Enter, direct from the USA, today's Ford Probe, with a 24-valve V-6 engine to pump more excitement into every drive. A revised suspension that represents a nigh-on perfect balance of ride and handling. A stylish deck lid spoiler to keep the rear wheels pressed firmly on the road and add even more eye-

catching style. Plus directional five-spoke alloy wheels because they look great. And fresh new colours because, well, this is a fresh new Probe.


Of course, a sports coupe like Probe isn't for everyone. But, would you be reading this brochure if it was?

Sleek, sculpted body styling achieves important aerodynamic objectives.





**Engineered
with a passion
for the road.**



2.5 litre V-6 engine.
Bore & Stroke, mm: 84.5 x 74.2
Cylinder Head: Aluminium alloy.
Engine Block: Aluminium alloy.
Displacement, cc: 2497
Compression Ratio: 9.2:1
Max. Power output, DIN kW/rpm: 121/5600
Max. Torque, DIN Nm/rpm: 213/5000
Cylinders: 60 degree V-6
Valve Gear: Double overhead cams,
4 valves per cylinder, hydraulic lifters.

For spirited driving, Probe is
equipped with a close-ratio 5-speed
manual transmission. 4-speed
automatic is available as an option.

Gear ratios:	Manual	Auto.
1st:	3.307	2.800
2nd:	1.833	1.540
3rd:	1.310	1.000
4th:	1.030	0.700
5th:	0.795	-
Reverse:	3.166	2.333
Final Drive:	4.388	4.157

Probe's 2.5 litre V-6 engine develops
121 kW of power and 213 Nm of torque.

Four valves per cylinder, actuated by dual
overhead camshafts to promote rapid-burn
combustion, help to generate power smoothly
and efficiently. Electronic multi-point fuel
injection provides precise fuel metering for
efficient fuel usage.


These refinements contribute to the easy
revving, free-flowing delivery of power that
makes Probe so much fun to drive. It's the
kind of performance that teams impressively
with Probe's standard 5-speed close-ratio

manual transmission or optional sports-tuned
4-speed automatic.

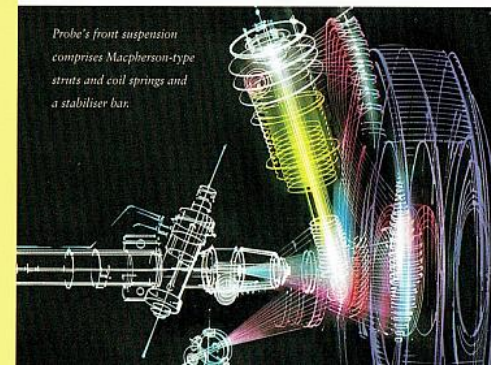
Probe's fully independent suspension, which
comprises MacPherson-type struts, adds precision,
control and predictable, confident handling to the
driving experience. Revised springs and dampers
give an even more impressive balance of ride
comfort and sporty handling. Front and rear
stabiliser bars minimise body roll for flatter
cornering. Speed sensitive rack and pinion power
steering is quick, precise, accurate.

Four-wheel disc brakes, with Anti-lock Braking
System (ABS), match Probe's performance.

*Probe's electronic 4 channel Anti-lock Braking System (ABS) is
designed to give you greater control over your vehicle in extreme
or emergency braking situations by preventing your brakes from
locking. Not only does ABS mean shorter braking distances in
certain circumstances, more importantly it is designed to
help you to maintain steering control in most
circumstances so hazards can
be more easily avoided by a
combination of braking
and steering.*



*Probe's front suspension
comprises Macpherson-type
struts and coil springs and
a stabiliser bar.*






As sleek on
the inside as it is
on the outside.



Climate and entertainment controls are conveniently located and easy to operate. The premium audio system includes stereo AM/FM radio, cassette player, sub-woofer and power antenna.



Probe includes the security of dual airbags for the driver and front seat passenger.

Superbly comfortable. Pleasing to the eye. A pleasure to control. That's Ford Probe, with the safety of standard dual airbags for driver and front seat passenger, and an interior that is fully equipped and ergonomically efficient.

Because this is a sports coupe, the obvious place to conduct a Probe interior assessment is from the driver's seat (which, by the way, has power lumbar/bolster adjustments).

The leather steering wheel feels good, the instrument display is clear and easy to read. All the ergonomics work just right. The audio and climate controls fall easily

SPECIFICATIONS

Mechanical

2.5 L 24 valve DOHC multipoint EFI V-6 engine.

Close-ratio 5-speed manual transmission.

Optional 4-speed electronically controlled automatic transmission with o/d lock-out.

Power assisted 4-wheel disc brakes (front ventilated).

Anti-lock Braking System (ABS).

Variable ratio power rack and pinion steering.

Fully independent suspension.

Exterior

16 in. x 7 in. 5-spoke alloy wheels.

P225/50VR16 Michelin tyres.

Rear spoiler.

Flush body coloured door handles.

Body coloured, heated, electric ext. mirrors.

Driving lamps.

Rear windscreen wiper/washer.

Interior

Driver and front passenger airbags.

Plush sports style velour seat fabric.

Power windows with "express down" driver window feature.

Central locking linked with anti-theft car alarm.

Front sports seats: - driver's has electronically adjustable side bolsters and lumbar support, manual height adjustment. Both front seats have mechanical memory on seat back recline angle.

CFC-free air conditioning.

Cruise control.

Premium AM/FM radio with auto reverse cassette deck, 5 speakers and sub-woofer.

Leather bound steering wheel and manual gear shift knob.

Remote tailgate and fuel filler release.


Comprehensive instrumentation inc. tachometer, water temperature and oil pressure gauges.

Comprehensive warning light system and audible warning for lights left on, key left in ignition and seat belt reminder.

50/50 split fold rear seat.



Illuminated vanity mirror.



Cruise control for highway driving.




Roomy luggage compartment.

to hand, the cruise control buttons can be operated without taking your eyes from the road, and the centre console armrest provides comfortable support.

While the Probe interior provides a big picture of luxury and ergonomic efficiency, numerous other features and details will impress and delight you. The Probe is quiet. Effective insulation isolates and suppresses excessive road, wind and mechanical noise.

The more you drive, the more you'll find fully imported Probe holds special pleasures and rewards for all who genuinely enjoy driving.



Convenient door-mounted power window controls.



Seat back angle memory on both front seats.



Split-fold rear seat accommodates awkward loads.

FORD PRESTIGE SERVICE PLAN.

Exclusively Yours.

One of the many rewards of owning a prestige vehicle like Probe is entitlement to the Ford Prestige Service Plan, which provides assistance and peace of mind for 3 years.

Among the many benefits offered in the event of mechanical breakdown are:

- 24 hr Emergency Roadside Assistance.

- Emergency towing and vehicle recovery service.
- One night's free emergency accommodation for up to five people in certain circumstances.
- Free emergency rental car assistance in certain circumstances.
- General assistance with medical matters.
- Assistance with cancellation or re-booking of any pre-arranged

travel and accommodation.

- Urgent message relay anywhere in Australia.

Service Loan Vehicle.

If your Probe has to spend more than 24 hours at the servicing dealership in order for warranty repairs to be carried out, a free loan vehicle will be available for you to use until your car is ready.

FORDCARE. OUR COMMITMENT TO YOUR SATISFACTION.



Fordcare is a whole range of programs, products and services designed to make Ford owners the most satisfied motor vehicle owners in Australia.

The well-being of your Ford is supported by these warranties and services:

The Ford 24 Month/50,000 km Express New Vehicle Warranty.*

Covers your Probe against defects in factory materials or workmanship for the first 24 months or 50,000 km – whichever occurs first.

When fitted at or prior to the time of vehicle purchase, Ford Approved Accessories are also covered by the Ford 24 month/

50,000 km Express New Vehicle Warranty.

Five Year Perforation Corrosion Warranty.*

Covers the original vehicle's body against perforation corrosion for the first five years of its life.

Lifelong Panel Warranty.*

Covers replacement of outer body panels against perforation corrosion for the life of the vehicle.

Ford Customer Assistance Centre.

We're always happy to hear from you and you will find us responsive to your needs. Customer Assistance Centre – Telephone 1800 333 306 (TOLL FREE), in Melbourne telephone 9359 7023.

Ford Leasing.

Ford Leasing and Red Carpet Options are available to approved applicants of Ford Credit Australia Limited. Enquire at your Authorised Ford Dealer.

Fleet Communication Centre.

Our Fleet Communication Centre is available to assist fleet customers with information on Ford products and services. Telephone 1800 673 207.

Further information on these warranties and services may be obtained from your Authorised Ford Dealer. *Conditions apply.



Have you driven a Ford...Lately?

This brochure is designed to provide you with a general introduction to the Ford Products (including available optional equipment) referred to, and should be read in conjunction with the latest specification sheet. Because of changes in conditions and circumstances Ford* reserves the right, subject to all applicable laws, at any time, at its discretion, and without notice, to discontinue or change the features, designs, materials, colours and other specifications and the prices of their products, and to either permanently or temporarily withdraw any such products from the market without incurring any liability to any prospective purchaser or purchaser. The latest specification sheet should be referred to for information on the availability, ordering and use of optional equipment. Always consult an Authorised Ford Dealer for the latest information with respect to features, specifications, prices, optional equipment and availability before deciding to place an order.

*FORD MOTOR COMPANY OF AUSTRALIA LIMITED. (A.C.N. 004 116 223) Registered Office: 1735 Sydney Road, Campbellfield, Victoria 3061, Australia. Printed February 1996. FCL 6126



FORD. PROUD SPONSOR AUSTRALIAN OLYMPIC GAMES TEAM.

Standard Equipment Ford Probe

MECHANICAL

- 2.5 litre DOHC EFI V6 24 valve engine
- 5 speed manual transmission
- Four-wheel disc brakes
(Front — ventilated discs)
(Rear — solid discs)
- Electronic four-channel anti-lock brakes (ABS)
- Speed sensitive power steering — rack and pinion
- Independent sports suspension

EXTERIOR

- 16"×7" 5-spoke alloy wheels
- P225/50VR16 Michelin tyres
- Twin exhaust
- Anti-theft alarm
- Flush, body coloured door handles
- High strength, tubular steel side door intrusion beams
- Colour-keyed bodyside protection mouldings
- Pop-up headlamps
- Driving lamps
- High mounted rear stop light
- Body coloured, heated, electric exterior mirrors
- Tinted glass
- Windscreen wiper - variable interval with anti-lift spoiler
- Rear windscreen wiper/washer
- Power antenna
- Rear spoiler

INTERIOR

- Driver and front passenger air bags
- CFC-free air conditioning
- Cruise control
- Power door locks
- Power windows with driver window express down feature
- Tilt adjustable steering column
- Leather bound steering wheel
- Leather bound gearshift knob (Man)
- Sports seats - front bucket seats with dual recliners and velour integral headrests
- Velour seat trim
- Driver seat has electronically adjustable side bolsters and lumbar support, and manual height adjustment
- Driver and passenger seats have seat back recline with mechanical memory
- 50/50 split fold rear seat
- 3-point active seat belts (front and rear)
- Sport door trim with integral armrest and passenger side grab handles
- Remote release for fuel filler
- Remote release for tailgate
- Rear windscreen demister
- Side window demisters vents
- Driver's footrest
- Passenger side seatback map pocket
- Centre console with cup holder
- Locking glove box
- Dual note horn

INTERIOR (continued)

- Gauges: speedometer, odometer, tachometer, tripmeter, fuel gauge, water temperature gauge, oil pressure gauge, and volt meter
- Warning Lights: parking brake on, ABS, seat belt, air bag, high beam, door and tailgate ajar, low fuel, washer fluid low, anti-theft, rear window and exterior mirror demist, check engine, cruise control, O/D off (for auto trans only)
- Warning Chimes: lights left on, ignition, seat belt
- Lights: map light, illuminated ignition switch and driver's side key lock, fading to off interior dome light, glove box and luggage compartment
- Courtesy 45 minute time delay, switch-off mechanism for interior lights
- Sun visors with dual illuminated mirrors
- Day/Night interior rear view mirror
- Luggage compartment storage net
- Electronic tuned AM/FM radio, auto reverse cassette deck with 5 speakers
- Electronic digital clock integral with cassette storage bin

OPTIONS AND ACCESSORIES

- 4 speed electronically controlled automatic transmission
- Carpet mats
- Rear sun shade

HAVE YOU DRIVEN A FORD... LATELY?

FORD PROBE



Ford Probe Specifications

FORD PROBE

Engine

Bore & stroke mm	84.5x74.2
Cylinder head	Aluminium alloy
Engine block	Aluminium alloy
Displacement cc	2497
Compression ratio	9.2:1
Fuel system	Electronic sequential multipoint fuel injection
Fuel (octane rating)	91
Max power output DIN kW/rpm	121/5600
Max torque DIN Nm/rpm	213/5000
Cylinders	60 degree V6
Valve gear	Belt and gear driven double overhead cams, 4 valves per cylinder, hydraulic lifters

Steering

Power assisted, speed sensitive steering	
Rack and pinion	
Lock to lock (turns)	2.9
Minimum turning circle (metres)	10.9
Steering ratio	15.6:1

Dimensions

Exterior (mm)	
Overall length	4570
Overall height	1310
Overall width	1780
Wheelbase	2610
Front track	1510
Rear track	1510
Front overhang	975
Rear overhang	985

Interior (mm)	
Front headroom	959
Front legroom	1094
Front shoulder room	1320
Front hiproom	1369
Rear headroom	884
Rear legroom	725
Rear shoulder room	1368
Rear hiproom	1235

General		Man	Auto
Kerb weight (kg)	Front axle	825	860
	Rear axle	490	490
	Total	1315	1350
Fuel tank capacity (litres)		59	
Luggage capacity (litres)			
— Seat upright		312	
— Seat folded		354	
— Seat folded & parcel tray removed		572	

Suspension

Independent sports suspension

FRONT

- Independent strut located by control arm
- Coil springs
- 27.7mm diameter anti-roll bar

REAR

- Independent strut located by one trailing link and two lateral links
- Coil springs
- 12mm diameter anti-roll bar

Brakes

- Dual circuit, diagonally split, hydraulically-operated with vacuum servo
- Electronic four-channel anti-lock brakes
- Front Ventilated discs, diameter 258mm
- Rear Solid discs, diameter 261mm

Transmissions and Ratios

	5 Speed Man	4 Speed Auto
1st gear ratio	3.307	2.800
2nd gear ratio	1.833	1.540
3rd gear ratio	1.310	1.000
4th gear ratio	1.030	0.700
5th gear ratio	0.795	—
Reverse ratio	3.166	2.333
Final drive ratio	4.388	4.157

Selected Fuel Consumption Data

This data is based on AS2877 Tests conducted for Ford

	L/100km		Manual	Auto
CITY			10.5	11.0
HIGHWAY			8.0	8.5

These figures are provided to assist you in comparing the fuel consumption of Probe with other vehicles. The actual fuel consumption you achieve will depend, however, on many factors, including your driving habits, the prevailing conditions and your vehicle's equipment, condition and use.

About this specification sheet. This sheet is designed to provide you with selected specification data for the Ford Products which have been described in a general way in the relevant brochure. Because of changes in conditions and circumstances Ford* reserves the right, subject to all applicable laws, at any time, at its discretion, and without notice to discontinue or change the features, designs, materials, colours and other specifications and the prices of its products, and to either permanently or temporarily withdraw any such products from the market without incurring any liability to any prospective purchaser or purchaser.

Because of variations which occur in manufactured products, all capacities, measurements, dimensions and weights quoted in the relevant brochure and this specification sheet should be taken as approximate only.

Always consult an Authorised Ford Dealer for the latest information with respect to features, specifications, prices, optional equipment and availability before deciding to place an order.

*FORD MOTOR COMPANY OF AUSTRALIA LIMITED

A.C.N. 004 116 223

Registered office:

1735 SYDNEY ROAD, CAMPBELLFIELD, VICTORIA, 3061.

FORDcare



All Ford vehicles sold throughout Australia are backed by Fordcare after sales service. Fordcare is comprised of a number of individual service products designed exclusively for Ford vehicles and their drivers. These include technical support back-up, diagnostic equipment, approved Ford/Motorcraft replacement parts and parts and service warranties.

24/50 EXPRESS

NEW VEHICLE WARRANTY



Covers your Ford against defects in factory materials or workmanship for the first twenty four months or 50,000 km — whichever comes first.



PROUD SPONSOR

PRINTED FEBRUARY 1996

