

1 9 9 6



CLUB WAGON



Everything you could ask for in a passenger van

Ford Club Wagon has for years been the name families all across America have looked to and trusted the most to meet their needs in a full-size passenger van. And for many reasons: Spaciousness. Versatility. Smooth performance. Ride comfort. High towing capacity. A wide selection of seating arrangements. Plus those great features

Ford Trucks.
The Best Never Rest. you'll find only in a Ford Club Wagon: the "out-front" design and body-on-frame construction. Best of all, Club Wagon is *Built Ford Tough!*




▲ Club Wagon Chateau in Medium Willow Green Clearcoat Metallic over Light Saddle Clearcoat Metallic.
◀ Club Wagon XLT in Portofino Blue Clearcoat Metallic over Silver Clearcoat Metallic.
Some equipment shown on these pages is optional.

Everything you could ask for in a full-size passenger van. Space. Comfort. Versatility. You'll find it all in a Ford Club Wagon.

REGULAR WAGON


Eight Passengers
Bucket seats; two 3-passenger bench seats (std. in XL, XL Plus)



Eight Passengers
Captain's chairs; two 3-passenger bench seats (std. in XLT)



Seven Passengers
Quad captain's chairs; combination seat/bed (std. in Chateau; opt. in XLT)




HD REGULAR WAGON

Twelve Passengers
Bucket seats; two 3-passenger bench seats; 4-passenger bench seat (std. in XL, XL Plus)



Twelve Passengers
Captain's chairs; two 3-passenger bench seats; 4-passenger bench seat (std. in XLT)



Seven Passengers
Quad captain's chairs; combination seat/bed (std. in Chateau; opt. in XLT)



SUPER WAGON


Fifteen Passengers
Bucket seats; three 3-passenger bench seats; 4-passenger bench seat (std. in XL, XL Plus)



Fifteen Passengers
Captain's chairs; three 3-passenger bench seats; 4-passenger bench seat (std. in XLT)



Twelve Passengers
Bucket seats; two 3-passenger bench seats; 4-passenger bench seat (opt. in XL, XL Plus)



Club Wagon gives you a lot to choose from. Regular and HD Regular Wagons and longer Super Wagon in a variety of trims. Plus a wide range of engines, including the Power Stroke direct-injection turbo diesel in the heavy-duty models.




▲ Club Wagon provides lap/shoulder safety belts for the rear outboard passengers.

The combination ▶ rear seat/bed is a feature you would expect to find in a luxurious van conversion. It is standard in Club Wagon Chateau.



▲ The luxurious Club Wagon Chateau interior in Mocha. Some equipment shown is optional.

The high-capacity CFC-free air ▶ conditioning provides excellent circulation throughout the vehicle. It also includes a rear fan control.



The optional engine cover ▶ (standard in the Chateau) includes a snack tray and coinholder, cupholders, and concealed storage compartments.



Every Club Wagon ▶ comes with a standard driver-side air bag to supplement the safety belts.




Specifications, colors and trims

POWER RATINGS AND TRAILER TOWING CAPACITIES

Engines	Horsepower (SAE net)	Torque, lbs./ft. (SAE net)	Axle Ratio	GCWR Max.	Regular Wagon	HD Regular Wagon	Super Wagon
4.9L EFI I-6	145 @ 3,400 rpm ⁽¹⁾	265 @ 2,000 rpm ⁽¹⁾	3.31	10,000	4,700	—	—
	150 @ 3,400 rpm	260 @ 2,000 rpm	3.55	10,000	4,700	—	—
5.0L EFI V-8	199 @ 4,200 rpm	270 @ 2,400 rpm	3.73	10,500	—	4,700	4,400
5.8L EFI V-8	210 @ 3,600 rpm ⁽²⁾	325 @ 2,800 rpm ⁽²⁾	3.31	11,500	6,200	—	—
	210 @ 3,600 rpm ⁽²⁾	325 @ 2,800 rpm ⁽²⁾	3.54	11,500	—	5,500	5,200
	205 @ 3,800 rpm	328 @ 2,200 rpm	3.55	12,000	6,600	—	—
Power Stroke	210 @ 3,600 rpm ⁽²⁾	325 @ 2,800 rpm ⁽²⁾	4.09	13,000	—	7,000	6,700
	210 @ 3,000 rpm	425 @ 2,000 rpm	3.55	16,000	—	9,500	9,200
	210 @ 3,000 rpm	425 @ 2,000 rpm	4.10	20,000	—	10,000	10,000
7.3L turbo diesel	—	—	4.10	20,000	—	10,000	10,000
7.5L EFI V-8	245 @ 4,000 rpm ⁽³⁾	400 @ 2,200 rpm ⁽³⁾	3.55	15,000	—	8,800	8,500
	—	—	4.10	18,500	—	10,000	10,000

(1) 148 horsepower @ 3,400 rpm and 257 lbs./ft. torque @ 2,200 in California. (2) 205 horsepower @ 3,800 rpm and 328 lbs./ft. torque @ 2,200 in California. (3) 242 horsepower @ 4,000 rpm and 394 lbs./ft. torque @ 2,200 in California. NOTE: Engine/axle ratio combinations shown may not be available in all areas. Your Ford Dealer can supply availability information. All maximum trailer weights shown must be reduced by passenger and cargo weight in the towing vehicle. Combined weight of the towing vehicle (including hitch, passengers and cargo) and the loaded trailer must not exceed the Gross Combination Weight Rating (GCWR). Required equipment (on XL Regular Club Wagon only): air conditioning or trailer towing package for towing 2,000 to 3,500 pounds (not available for trailers over 3,500 lbs).



◀ Wheel trim, from left to right:
16" sport wheel cover (HD Regular
Wagon and Super Wagon); 15" bright
cast aluminum wheel (Regular Wagon);
16" deep-dish aluminum wheel
(HD Regular Wagon and Super Wagon);
and 15" wheel cover (Regular Wagon).



▲ Aftermarket transport devices for the handicapped are available from manufacturers other than Ford.



▲ Premium electronic AM/FM stereo radio with CD player and six speakers.

Standard and optional features

MAJOR REGULAR WAGON STANDARD FEATURES*

Exterior

- Halogen headlamps (XL), aero-design (XL Plus, XLT, Chateau)
- Grille and bumpers: Medium Titanium (XL, XL Plus), chrome grille accent molding and bumpers (XLT, Chateau)
- Manual mirrors (XL, XL Plus, XLT), power (Chateau)
- Tinted side/rear cargo door glass (privacy glass on Chateau)
- Hub caps (XL, XL Plus), wheel covers (XLT), bright cast aluminum wheels (Chateau)
- High-mount stop lamp
- Unique lower two-tone paint (Chateau)

Interior

- Driver-side air bag to supplement the safety belt
- Seating (see pages 4-5)
- Full-length carpeting (XL Plus, XLT, Chateau)
- Full-length cloth acoustical headliner (all models)
- Front passenger under-seat storage bin (XLT, Chateau) plus cupholders (one in XL, XL Plus; two in XLT; three in Chateau) and storage bins in left side rear quarter trim panels
- Engine cover with map pocket (XL, XL Plus, XLT), full engine cover console (Chateau)
- Auxiliary heater (Chateau)
- Light and convenience group: illuminated entry system, headlamps-on audible alert, and warning chime (XLT, Chateau)
- Front dome light (XL, XL Plus), reading light (one in XLT; three in Chateau), illuminated entry system (XLT, Chateau), cargo area light (all models)
- Electronic AM/FM stereo radio with digital clock, four speakers (XL, XL Plus) or six speakers (XLT)
- Electronic premium audio cassette system with six speakers, rear remote radio controls (Chateau)
- 60/40 hinged side cargo doors
- Interval windshield wipers
- Leather-wrapped steering wheel (Chateau)

Functional

- Multi-port EFI with EEC-IV computer
- Electronic 4-speed automatic overdrive transmission (E4OD)
- Twin-I-Beam independent front suspension
- 4-wheel power anti-lock brake system
- Power steering
- Handling Package: front stabilizer bar and heavy-duty shock absorbers (XLT, Chateau)
- Class I Trailer Towing Package: super engine cooling, trailer wiring harness, front stabilizer bar and heavy-duty shock absorbers (XLT, Chateau)
- P235/75R15XL BSW all-season tires (Regular Wagon). For additional usage, see your dealer.
- 35-gallon fuel tank

*See your Ford Dealer for Standard Features for the HD Regular Wagon and Super Wagon models.

REGULAR WAGON PREFERRED EQUIPMENT PACKAGES AND OPTIONS*

P = Package feature S = Standard O = Optional	XL 700A	XL Plus 702A	XLT 705A	Chateau 706A
Group 1:				
Engine cover console	O	O	P	S
Privacy glass	O	O	P	S
Group 2:				
Power sail-mount mirrors	—	—	P	S
Electronic AM/FM stereo radio, cassette player, digital clock, four speakers (XL), six speakers (XLT)	O	O	P	—
Speed control/tilt steering wheel	O	O	P	S
Deluxe Upgrade Package ⁽¹⁾	—	P	—	—
CFC-free air conditioning (front only)	O	P	S	—
High-capacity CFC-free air conditioning (front and rear)	O	O	O	P
Auxiliary heater	O	O	P	S
7-passenger seating (quad captain's chairs and seat/bed)	—	—	O	S
Power driver's seat	—	—	O	P
Electronic AM/FM premium sound system with cassette player, six speakers, remote rear radio controls	—	—	O	S
Electronic AM/FM premium sound system with compact disc player, six speakers, remote rear radio controls	—	—	O	O
Deluxe Insulation Package ⁽²⁾	O	O	S	S
Power windows and door locks	O	O	S	S
Remote keyless entry/anti-theft system (with two transmitters)	—	—	O	P
Sliding side cargo door	O	O	O	O
Bright swing-out recreational mirrors	O	O	O	—
Wheel covers	—	P	S	—
Bright cast aluminum wheels	—	—	O	S
Medium Titanium rear step bumper	O	—	—	—
Chrome rear step bumper	—	O	O	O
Lower accent two-tone paint	—	—	O	S
5.0-liter V-8/electronic 4-spd. automatic transmission (4R70W)	O	O	O	O
5.8-liter V-8/electronic 4-spd. automatic transmission (E4OD)	O	O	O	O
Heavy-duty/auxiliary battery	—	—	O	O
Heavy-duty alternator	O	O	O	S
Engine block heater	O	O	O	O
P235/75R15XL white sidewall all-season tires	—	—	O	O
Class II/III/IV Trailer Towing Package ⁽³⁾	—	—	O	O

*See your Ford Dealer for Preferred Equipment Packages and Options for the HD Regular Wagon and Super Wagon models.

(1) XLT full-length carpeting, side/rear cargo door trim panels, cloth bucket seats, aero headlamps, and chrome bumpers.

(2) Dash absorber, external cowl top and hood insulators. (3) Super engine cooling, trailer wiring harness, front stabilizer bar, heavy-duty shock absorbers, electric brake controller tap-in capability, Pollak-type trailer plugs with bumper bracket, relay system for backup/B+/running lights, and heavy-duty alternator.

PRODUCT CHANGES AND OPTIONS AVAILABILITY

Following publication of the catalog, certain changes in standard equipment, options, prices and the like, or product delays, may have occurred which would not be included in these pages. Your Ford Dealer is your best source for up-to-date information.

Ford Division reserves the right to change product specifications at any time without incurring obligations. Options shown or described are available at extra cost and may be offered only in combination with other options or subject to additional ordering requirements or limitations.

Econoline van conversion



When you choose your custom van conversion, make sure it's a Ford Econoline Van. It has modern aerodynamics plus exclusive "out-front" design convenience and the strength of body-on-frame construction. Standard driver-side air bag, 4-wheel ABS brakes, too, and much more.



The Econoline van conversion is stylish, roomy and highly versatile, ideal for everyday travel around town, on weekends, and especially on long vacations. It can be outfitted with a unique seating arrangement including a rear seat/bed, a custom sound system, TV, video tape player, and other fine furnishings.

Ownership experience

ROADSIDE ASSISTANCE PROGRAM

Every new Ford includes the assurance of a no-cost, 24-hour emergency Roadside Assistance Program provided during the 3-year/36,000-mile bumper-to-bumper warranty. Ask your dealer for complete details on this program which includes such services as fuel delivery, tire change, jump start, or even help when you're locked out of your car.



Ford Credit offers a wide variety of financing and leasing programs to qualified buyers which can be arranged right at the dealership. Ask your dealer for the facts on these programs.



Optional Ford Extended Service Plans go beyond the basic 3-year/36,000-mile warranty. Ask your dealer for full details on the optional plans and for a copy of the limited warranty.

ABOUT AFTERMARKET PRODUCTS

Some items shown on vehicles in this catalog are modified or manufactured by companies other than Ford Motor Company. Ford assumes no responsibility for such modifications or manufacturing.

DEALER-INSTALLED ACCESSORIES

Your Ford Dealer offers a variety of quality Ford-brand accessories that meet or exceed our strict specifications.



Light Saddle Clearcoat Metallic



Med. Willow Green Clearcoat Metallic



Toreador Red Clearcoat Metallic



Silver Clearcoat Metallic



Deep Violet Clearcoat Metallic



Colonial White



Med. Wedgewood Blue Clearcoat Metallic



Bright White



Portofino Blue Clearcoat Metallic



Raven Black

PAINT AND TRIM COLORS*

Exterior Paint Colors	Interior Trim Colors		
	Crystal Blue	Dark Charcoal	Mocha
Light Saddle Clearcoat Metallic		■	■
Toreador Red Clearcoat Metallic		■	■
Deep Violet Clearcoat Metallic		■	■
Medium Wedgewood Blue Clearcoat Metallic	■	■	■
Medium Willow Green Clearcoat Metallic		■	■
Portofino Blue Clearcoat Metallic	■	■	
Raven Black		■	■
Silver Clearcoat Metallic	■	■	
Colonial White		■	■
Bright White	■	■	■

*See your Ford Dealer for paint/trim combination availability by trim level (XL, XLT, Chateau).
Note: Chateau includes a lower accent two-tone treatment.



371-Ann. Litho in U.S.A. 8/95

Printed on recycled paper
10% post-consumer waste

