

Ford**Focus**

**FILE COPY - DO NOT
REMOVE**



Contents

8 Ford Focus. A car you can be confident in

10 Bodystyles and series

11 Exterior and interior dimensions
12 CL
14 LX
16 Ghia and Ghia 2.0i/115 PS TDCi
18 Zetec and Zetec 2.0i
20 ST170

22 Driving and technology

23 Engine data
24 Fuel, performance and emissions
26 Model availability, weights and loads
27 Insurance groups
Mechanical features

28 Safety and security

29 Safety and security features

30 Finance and services

32 Features and colours

33 Standard and optional wheels
Wheel availability
34 Exterior features
35 Audio and communication systems
36 Interior features
37 Option packs
38 Trim and body colours










Protection. Even when it's the last thing on your mind, it's the first thing we think of





Confidence. To savour where you've been and look forward to where you're going





Ford Focus. A car you can be confident in

The award-winning, ground-breaking, people-centred Ford Focus is a car that does what you want, when you want it. To get it completely 'right', we examined every aspect of the relationship between you, your car and the road with a fresh eye and open mind. That's why it feels made for you, whatever your shape. And because we've made it so stable and dependable, you'll feel comfortable, confident and protected wherever you go.

Choose your FordFocus in the following sections

- p10 Bodystyles and series
- p22 Driving and technology
- p28 Safety and security
- p30 Finance and services
- p32 Features and colours

A life of certainty is more fulfilling

1



2



3



4



Bodystyles and series

Ford**Focus** is available in a wide choice of models. Each is the same in terms of quality and value, but distinctive in what it will do for your driving life. There are three-door, four-door, five-door or estate bodystyles to choose from. Five responsive petrol engines, three smooth and refined diesels, and an environmentally friendly LPG (Liquefied Petroleum Gas) engine power the range. Themed options enable you to add your own definition of extra comfort, style and luxury. The variety is there. The choice is yours

Exterior dimensions

	3 & 5-door	4-door	Estate
Exterior (mm)			
Overall length	4174	4382	4454
Overall width without mirrors	1702	1702	1702
Overall width with mirrors	1998	1998	1998
Unladen height	1430	1429	1447
Wheelbase	2615	2615	2615
Front track	1494	1494	1494
Rear track	1487	1487	1487

Interior dimensions

	3 & 5-door	4-door	Estate
Front (mm)			
Headroom	995	997	997
Maximum leg room	1095	1095	1095
Maximum shoulder room	1358	1358	1358
Rear (mm)			
Headroom	982	978	1014
Minimum leg room	882	882	882
Maximum shoulder room	1362	1362	1362
Luggage area (mm)			
Maximum cargo height (petrol/diesel)	850	538	913
Maximum cargo height (LPG engines)	730	n/a	789
Maximum width between wheel arches	1050	1050	1156
Loadspace length to back of rear seats*	880	1004	1048
Loadspace length to back of front seats*	1450	1574	1658
Stowable luggage (cu m) [†]			
5-seat mode (petrol/diesel)	0.350	0.490	0.520
5-seat mode (LPG engines)	0.230	n/a	0.385
2-seat mode (laden to roof) (petrol/diesel)	1.205	n/a	1.580
2-seat mode (laden to roof) (LPG engines)	1.085	n/a	1.445

*Measured using the VDA method. Dimensions may vary dependent on the model and equipment fitted. †At floor level.

Choose your Ford**Focus** from the series

p12 CL p14 LX p16 Ghia and Ghia 2.0i/115 PS TDCi p18 Zetec and Zetec 2.0i p20 ST170




CL

- Body-coloured door mirror housings
- Electrically-operated front windows
- Central locking
- ICE 4000N RDS stereo radio/cassette
- Driver's seat manual height adjustment
- Rake and reach-adjustable steering column
- 60:40 split rear seat back and cushion
- Height-adjustable head restraints, front and rear
- Interior power tailgate release
- Two cup holders in centre console
- Anti-lock brakes
- Control Blade independent rear suspension
- Power-assisted steering
- Advanced Restraint System (ARS)
- Driver's and front passenger's airbags*
- Front side-impact airbags
- Side-impact door beams, front and rear
- High-mounted rear brake light
- Safeguard Passive Anti-Theft System (PATs)

***Note:** A child seat should never be placed in the front passenger seat when the Ford vehicle is equipped with an operational front passenger's airbag. The safest place for children is properly restrained on the rear seat.





LX

Additional to CL

- 15" 8x2-spoke alloy wheels (1.6i and above)
- 'Quickclear' heated front windscreen with heated washer jets
- Remote control, central double locking
- ICE 6000N RDS stereo radio/CD with column-mounted controls (1.6i and above)
- CFC-free air conditioning (1.6i and above)
- Titanium-effect grey facia
- Centre third rear head restraint





Leather trim optional, at extra cost.



Ghia and Ghia 2.0i/115 PS TDCi

Ghia (additional to LX)

- 15" 6x2-spoke alloy wheels
- Body colour bodyside mouldings, door handles and radiator grille
- Front fog lights
- Electrically-operated front and rear windows with global opening and closing
- Electrically-operated and heated door mirrors
- Driver's seat power height adjustment
- Driver's seat manual lumbar adjustment
- Driver's armrest
- Leather-trimmed steering wheel
- Leather-trimmed gear knob
- Black Cordia dark wood-effect door trim and fascia
- Rear seat folding centre armrest
- Carpet floor mats
- Bright scuff plates with Ghia script
- Two map lights, front footwell light and rear courtesy light

Ghia 2.0i/115 PS TDCi (additional to Ghia)

- ICE 6006N RDS stereo radio/CD with 6-disc in-dash autochanger with column-mounted controls
- CFC-free air conditioning with electronic automatic temperature control (EATC)
- Trip computer
- Rear disc brakes
- Traction control system (TCS)





Interior shown is a Zetec. Exterior shown is a Zetec 2.0i.



Zetec and Zetec 2.0i

Zetec (additional to CL)

- 15" 5x2-spoke alloy wheels
- Front fog lights
- Remote control, central double locking
- ICE 6000N RDS stereo radio/CD with column-mounted controls
- Sports-style front seats
- Leather-trimmed steering wheel
- Metallic grey gear knob
- Graphite-effect instrument cluster controls with red pointers
- Titanium-effect grey facia
- Centre third rear head restraint
- Sports suspension

Zetec 2.0i (additional to Zetec)

- 16" 5x2-spoke alloy wheels
- Electrically-operated and heated door mirrors
- 'Quickclear' heated front windscreen with heated washer jets
- ICE 6006N RDS stereo radio/CD with 6-disc in-dash autochanger with column-mounted controls
- CFC-free air conditioning
- Rear disc brakes
- Traction control system (TCS)






ST170

Additional to Zetec

- 17" 15-spoke alloy wheels
- Exterior sports bodystyling (bumpers, skirts)
- Body colour bodyside mouldings, door handles and radiator grille
- Chrome-finished exhaust tailpipe
- Electrically-operated and heated door mirrors
- ICE 6006N RDS stereo radio/CD with 6-disc in-dash autochanger with column-mounted controls
- CFC-free air conditioning
- Contoured sports seats
- Driver's seat power height adjustment
- Aluminium gear knob and race-style aluminium pedals
- Graphite-effect facia with unique electro-luminescent dials
- Bright scuff plates with unique 'ST' logo
- Six-speed transmission for uprated performance
- Rear disc brakes
- Anti-lock brakes (ABS) with traction control system (TCS)
- Interior scan and perimeter alarm (Category 1 Thatcham approved)





Driving and technology

Ford**Focus** achieves excellent fuel economy without compromising on responsiveness and driveability. Combined with Ford's commitment to environmentally-responsible motoring, a Ford**Focus** won't cost you the earth... in more ways than one

All five 16-valve petrol engines feature advanced combustion and catalytic converter technology. Engine vibrations are reduced, for a smoother, quieter ride, and servicing is only required at 12,500 mile intervals. The economical new 100 PS and high-performance 115 PS common-rail TDCi models take diesel engine refinement to new heights with an exceptionally refined yet powerful drive. The 1.8-litre Duratorq TDdi direct injection turbo diesel has state-of-the-art drive-by-wire electronic accelerator control and combines responsive performance with economy.

Ford Focus is now also available engineered to run on Liquefied Petroleum Gas (LPG). LPG isn't just great news for the environment. This cleaner burning fuel extends the operating life of key parts of your vehicle as well as boasting significantly lower emissions than either its petrol or diesel equivalent. In addition to being quieter to run, the current price of LPG is around half the cost of petrol.

Engine data

	Engine technical features	Maximum power ^o	Maximum torque ^o
1.4i 16V Zetec 1388 cc	Cylinders – 4 in-line / Electronic fuel injection with EEC V engine management system / Electronic breakerless ignition / Catalyst	55 kW (75 PS) at 5000 min ⁻¹ (rpm)	123 Nm at 3500 min ⁻¹ (rpm)
1.6i 16V Zetec 1596 cc	Cylinders – 4 in-line / Electronic fuel injection with EEC V engine management system / Electronic breakerless ignition / Catalyst	74 kW (100 PS) at 6000 min ⁻¹ (rpm)	145 Nm at 4000 min ⁻¹ (rpm)
1.8i 16V Zetec 1796 cc	Cylinders – 4 in-line / Electronic fuel injection with EEC V engine management system / Electronic breakerless ignition / Catalyst	85 kW (115 PS) at 5500 min ⁻¹ (rpm)	160 Nm at 4400 min ⁻¹ (rpm)
1.8i LPG 1796 cc	Cylinders – 4 in-line / Electronic fuel injection with EEC V engine management system / Electronic breakerless ignition / Catalyst / Sequential LPG gaseous injection system	86 kW (115 PS) at 5500 min ⁻¹ (rpm)	160 Nm at 4400 min ⁻¹ (rpm)
2.0i 16V Zetec 1988 cc	Cylinders – 4 in-line / Electronic fuel injection with EEC V engine management system / Electronic breakerless ignition / Catalyst	96 kW (130 PS) at 5500 min ⁻¹ (rpm)	178 Nm at 4500 min ⁻¹ (rpm)
2.0i 16V Duratec ST 1988 cc	Cylinders – 4 in-line / Electronic fuel injection with Black Oak engine management system / Electronic breakerless ignition / Catalyst / Variable valve timing (VVT) / Dual-mass flywheel / Variable tract manifold	127 kW (173 PS) at 7000 min ⁻¹ (rpm)	196 Nm at 5500 min ⁻¹ (rpm)
1.8 Duratorq TDdi 1753 cc	Cylinders – 4 in-line / Direct fuel injection with EEC V engine management system / Turbo intercooler / Oxidation catalyst / Exhaust gas recirculation	66 kW (90 PS) at 4000 min ⁻¹ (rpm)	200 Nm at 2000 min ⁻¹ (rpm)
1.8 Duratorq TDCi 1753 cc	Cylinders – 4 in-line / Direct fuel injection with EEC V engine management system / Turbo intercooler / Oxidation catalyst / Exhaust gas recirculation / High pressure common-rail fuel injection / Dual-mass flywheel / Variable nozzle turbocharger with intercooler	74 kW (100 PS) at 3850 min ⁻¹ (rpm)	240 Nm at 1750 min ⁻¹ (rpm)
1.8 Duratorq TDCi 1753 cc	Cylinders – 4 in-line / Direct fuel injection with EEC V engine management system / Turbo intercooler / Oxidation catalyst / Exhaust gas recirculation / High-pressure common-rail fuel injection / Dual-mass flywheel / Variable nozzle turbocharger with intercooler	85 kW (115 PS) at 3800 min ⁻¹ (rpm)	250 Nm at 1850 min ⁻¹ (rpm)

^oTested in accordance with ISO 1585.

Choose your engine and transmission

p23 Engines p24 Fuel, performance and emissions p27 Mechanical features

Fuel, performance and emissions

	Derivative(s)	CO ₂ emissions (g/km) ^{oo}	Fuel consumption L/100 km (mpg) ^{oo}			Performance ^a		
			Urban	Extra Urban	Combined	Max. speed (mph)	0-62 mph (secs)	31-62 mph* (secs)
3-door Focus								
1.4i 16V Zetec	CL, LX (14" tyre)	158	8.8 (32.1)	5.4 (52.3)	6.6 (42.8)	105	15.1	16.9
1.4i 16V Zetec	CL, LX (15" tyre)	162	8.9 (31.7)	5.6 (50.4)	6.8 (41.5)	105	15.1	16.9
1.6i 16V Zetec	Zetec (15" tyre)	165	9.4 (30.1)	5.5 (51.4)	6.9 (40.9)	114	11.4	15.2
1.6i 16V Zetec	Zetec (16" tyre)	167	9.5 (29.7)	5.6 (50.4)	7.0 (40.4)	114	11.4	15.2
1.6i 16V Zetec	Zetec (17" tyre)	169	9.6 (29.4)	5.7 (49.5)	7.1 (39.8)	114	11.4	15.2
1.6i 16V Zetec auto	Zetec (15" tyre)	192	11.2 (25.2)	6.2 (45.6)	8.0 (35.3)	109	12.1	n/a
1.8i 16V Zetec	Zetec (15" tyre)	181	10.2 (27.7)	6.0 (47.1)	7.6 (37.2)	123	10.2	13.4
1.8i 16V Zetec	Zetec (16" tyre)	183	10.3 (27.4)	6.1 (46.3)	7.7 (36.7)	123	10.2	13.4
1.8i 16V Zetec	Zetec (17" tyre)	185	10.4 (27.2)	6.2 (45.6)	7.8 (36.2)	123	10.2	13.4
2.0i 16V Zetec	Zetec (16" tyre)	204	11.5 (24.6)	6.9 (40.9)	8.6 (32.8)	125	9.2	9.5
2.0i 16V Zetec	Zetec (17" tyre)	206	11.6 (24.4)	7.0 (40.4)	8.7 (32.5)	125	9.2	9.5
2.0i 16V Duratec ST**	ST170 (17" tyre)	212	12.0 (23.5)	6.9 (40.9)	8.8 (32.1)	134	8.2	9.9
1.8 TDdi (90 PS)	Zetec (15" tyre)	145	7.2 (39.2)	4.5 (62.8)	5.5 (51.4)	111	12.4	11.0
1.8 TDdi (90 PS)	Zetec (16" tyre)	147	7.3 (38.7)	4.6 (61.4)	5.6 (50.4)	111	12.4	11.0
1.8 TDdi (90 PS)	Zetec (17" tyre)	150	7.4 (38.2)	4.7 (60.1)	5.7 (49.5)	111	12.4	11.0
1.8 TDCi (100 PS)	Zetec (15" tyre)	140	7.0 (40.4)	4.3 (65.7)	5.3 (53.3)	115	11.6	9.9
1.8 TDCi (100 PS)	Zetec (16" tyre)	142	7.1 (39.8)	4.4 (64.2)	5.4 (52.3)	115	11.6	9.9
1.8 TDCi (100 PS)	Zetec (17" tyre)	145	7.2 (39.2)	4.5 (62.8)	5.5 (51.4)	115	11.6	9.9
1.8 TDCi (115 PS)	Zetec (15" tyre)	145	7.2 (39.2)	4.5 (62.8)	5.5 (51.4)	122	10.6	9.4
1.8 TDCi (115 PS)	Zetec (16" tyre)	147	7.3 (38.7)	4.6 (61.4)	5.6 (50.4)	122	10.6	9.4
1.8 TDCi (115 PS)	Zetec (17" tyre)	150	7.4 (38.2)	4.7 (60.1)	5.7 (49.5)	122	10.6	9.4
4-door Focus								
1.6i 16V Zetec	LX, Ghia (15" tyre)	165	9.4 (30.1)	5.5 (51.4)	6.9 (40.9)	115	11.4	15.3
1.6i 16V Zetec auto	LX, Ghia (15" tyre)	192	11.2 (25.2)	6.2 (45.6)	8.0 (35.3)	111	12.2	n/a
1.8i 16V Zetec	LX, Ghia (15" tyre)	179	10.2 (27.7)	6.0 (47.1)	7.5 (37.7)	123	10.3	13.5
2.0i 16V Zetec	Ghia (15" tyre)	205	11.6 (24.4)	6.9 (40.9)	8.6 (32.8)	125	9.3	9.6
2.0i 16V Zetec auto	Ghia (15" tyre)	222	13.0 (21.7)	7.3 (38.7)	9.4 (30.1)	119	11.4	n/a
1.8 TDdi (90 PS)	LX, Ghia (15" tyre)	144	7.2 (39.2)	4.4 (64.2)	5.4 (52.3)	112	12.5	11.1
1.8 TDCi (100 PS)	Ghia (15" tyre)	139	7.0 (40.4)	4.2 (67.3)	5.2 (54.3)	115	11.6	10.0
1.8 TDCi (115 PS)	Ghia (15" tyre)	144	7.2 (39.2)	4.4 (64.2)	5.4 (52.3)	122	10.7	9.5
5-door Focus								
1.4i 16V Zetec	CL, LX (14" tyre)	158	8.8 (32.1)	5.4 (52.3)	6.6 (42.8)	105	15.1	16.7
1.4i 16V Zetec	CL, LX (15" tyre)	162	8.9 (31.7)	5.6 (50.4)	6.8 (41.5)	105	15.1	16.7
1.6i 16V Zetec	Zetec, LX, Ghia (15" tyre)	165	9.4 (30.1)	5.5 (51.4)	6.9 (40.9)	114	11.4	15.5
1.6i 16V Zetec	Zetec (16" tyre)	167	9.5 (29.7)	5.6 (50.4)	7.0 (40.4)	114	11.4	15.5
1.6i 16V Zetec	Zetec, Ghia (17" tyre)	169	9.6 (29.4)	5.7 (49.5)	7.1 (39.8)	114	11.4	15.5
1.6i 16V Zetec auto	Zetec, LX, Ghia (15" tyre)	192	11.2 (25.2)	6.2 (45.6)	8.0 (35.3)	109	12.1	n/a
1.8i 16V Zetec	Zetec, LX, Ghia (15" tyre)	181	10.2 (27.7)	6.0 (47.1)	7.6 (37.2)	123	10.3	13.5
1.8i 16V Zetec	Zetec (16" tyre)	183	10.3 (27.4)	6.1 (46.3)	7.7 (36.7)	123	10.3	13.5
1.8i 16V Zetec	Zetec, Ghia (17" tyre)	185	10.4 (27.2)	6.2 (45.6)	7.8 (36.2)	123	10.3	13.5
1.8 LPG	Zetec, LX, Ghia (15" tyre)	168	14.8 (19.1)	8.0 (35.3)	10.5 (26.9)	tba	tba	tba
2.0i 16V Zetec	Zetec (16" tyre)	209	11.7 (24.1)	7.0 (40.4)	8.8 (32.1)	125	9.3	9.6
2.0i 16V Zetec	Ghia (15" tyre)	207	11.6 (24.4)	6.9 (40.9)	8.7 (32.5)	125	9.3	9.6
2.0i 16V Zetec	Zetec, Ghia (17" tyre)	211	11.8 (23.9)	7.1 (39.8)	8.9 (31.0)	125	9.3	9.6
2.0i 16V Zetec auto	Ghia (15" tyre)	222	13.1 (21.6)	7.3 (38.7)	9.4 (30.1)	117	11.8	n/a
2.0i 16V Duratec ST**	ST170 (17" tyre)	212	12.0 (23.5)	6.9 (40.9)	8.8 (32.1)	134	8.2	9.9
1.8 TDdi (90 PS)	CL (14" tyre)	143	7.2 (39.2)	4.4 (64.2)	5.4 (52.3)	111	12.4	11.0
1.8 TDdi (90 PS)	CL, Zetec, LX, Ghia (15" tyre)	145	7.2 (39.2)	4.5 (62.8)	5.5 (51.4)	111	12.4	11.0
1.8 TDdi (90 PS)	Zetec (16" tyre)	147	7.3 (38.7)	4.6 (61.4)	5.6 (50.4)	111	12.4	11.0
1.8 TDdi (90 PS)	Zetec, Ghia (17" tyre)	150	7.4 (38.2)	4.7 (60.1)	5.7 (49.5)	111	12.4	11.0
1.8 TDCi (100 PS)	Zetec, LX, Ghia (15" tyre)	140	7.0 (40.4)	4.3 (65.7)	5.3 (53.3)	115	11.6	10.0
1.8 TDCi (100 PS)	Zetec (16" tyre)	142	7.1 (39.8)	4.4 (64.2)	5.4 (52.3)	115	11.6	10.0
1.8 TDCi (100 PS)	Zetec, Ghia (17" tyre)	145	7.2 (39.2)	4.5 (62.8)	5.5 (51.4)	115	11.6	10.0
1.8 TDCi (115 PS)	Zetec, LX, Ghia (15" tyre)	145	7.2 (39.2)	4.5 (62.8)	5.5 (51.4)	122	10.7	9.5

Fuel, performance and emissions

	Derivative(s)	CO ₂ emissions (g/km) ^{oo}	Fuel consumption L/100 km (mpg) ^{oo}			Performance ^o		
			Urban	Extra Urban	Combined	Max. speed (mph)	0-62 mph (secs)	31-62 mph* (secs)
1.8 TDCi (115 PS)	Zetec (16" tyre)	147	7.3 (38.7)	4.6 (61.4)	5.6 (50.4)	122	10.7	9.5
1.8 TDCi (115 PS)	Zetec, Ghia (17" tyre)	150	7.4 (38.2)	4.7 (60.1)	5.7 (49.5)	122	10.7	9.5
5-door Estate								
1.6i 16V Zetec	CL (14" tyre)	163	9.4 (30.1)	5.4 (52.3)	6.8 (41.5)	113	11.7	16.0
1.6i 16V Zetec	CL, Zetec, LX (15" tyre)	165	9.4 (30.1)	5.5 (51.4)	6.9 (40.9)	113	11.7	16.0
1.6i 16V Zetec	Zetec (16" tyre)	167	9.5 (29.7)	5.6 (50.4)	7.0 (40.0)	113	11.7	16.0
1.6i 16V Zetec	Zetec (17" tyre)	169	9.6 (29.4)	5.7 (49.5)	7.1 (39.8)	113	11.7	16.0
1.6i 16V Zetec auto	Zetec, LX, Ghia (15" tyre)	200	11.5 (24.6)	6.6 (42.8)	8.4 (33.6)	109	12.5	n/a
1.8i 16V Zetec	Zetec, LX, Ghia (15" tyre)	184	10.4 (27.2)	6.1 (46.3)	7.7 (36.7)	123	10.7	13.8
1.8i 16V Zetec	Zetec (16" tyre)	186	10.5 (26.9)	6.2 (45.6)	7.8 (36.2)	123	10.7	13.8
1.8i 16V Zetec	Zetec, Ghia (17" tyre)	188	10.6 (26.6)	6.3 (44.8)	7.9 (35.7)	123	10.7	13.8
1.8 LPG	Zetec, LX, Ghia (15" tyre)	171	14.9 (19.0)	8.1 (34.9)	10.6 (26.6)	118	11.5	13.1
2.0i 16V Zetec	Zetec (16" tyre)	207	11.7 (24.1)	7.0 (40.4)	8.7 (32.5)	125	9.6	9.7
2.0i 16V Zetec	Ghia (15" tyre)	205	11.6 (24.4)	6.9 (40.9)	8.6 (32.8)	125	9.6	9.7
2.0i 16V Zetec	Zetec, Ghia (17" tyre)	209	11.8 (23.9)	7.1 (39.8)	8.8 (32.1)	125	9.6	9.7
2.0i 16V Zetec auto	Ghia (15" tyre)	222	13.1 (21.6)	7.3 (38.7)	9.4 (30.1)	117	11.8	n/a
2.0i 16V Duratec ST**	ST170 (17" tyre)	212	12.0 (23.5)	6.9 (40.9)	8.8 (32.1)	133	9.0	10.2
1.8 TDdi (90 PS)	CL (14" tyre)	143	7.2 (39.2)	4.4 (64.2)	5.4 (52.3)	110	12.8	11.4
1.8 TDdi (90 PS)	CL, Zetec, LX, Ghia (15" tyre)	145	7.2 (39.2)	4.5 (62.8)	5.5 (51.4)	110	12.8	11.4
1.8 TDdi (90 PS)	Zetec (16" tyre)	147	7.3 (38.7)	4.6 (61.4)	5.6 (50.4)	110	12.8	11.4
1.8 TDdi (90 PS)	Zetec, Ghia (17" tyre)	150	7.4 (38.2)	4.7 (60.1)	5.7 (49.5)	110	12.8	11.4
1.8 TDCi (100 PS)	Zetec, LX, Ghia (15" tyre)	140	7.0 (40.4)	4.3 (65.7)	5.3 (53.3)	115	11.7	10.2
1.8 TDCi (100 PS)	Zetec (16" tyre)	142	7.1 (39.8)	4.4 (64.2)	5.4 (52.3)	115	11.7	10.2
1.8 TDCi (100 PS)	Zetec, Ghia (17" tyre)	145	7.2 (39.2)	4.5 (62.8)	5.5 (51.4)	115	11.7	10.2
1.8 TDCi (115 PS)	Zetec, LX, Ghia (15" tyre)	145	7.2 (39.2)	4.5 (62.8)	5.5 (51.4)	122	11.0	9.7
1.8 TDCi (115 PS)	Zetec (16" tyre)	147	7.3 (38.7)	4.6 (61.4)	5.6 (50.4)	122	11.0	9.7
1.8 TDCi (115 PS)	Zetec, Ghia (17" tyre)	150	7.4 (38.2)	4.7 (60.1)	5.7 (49.5)	122	11.0	9.7

*In 4th gear. ^oFord test figs. ^{oo}All CO₂ emissions figures in g/km and fuel consumption figures in L/100 km (mpg) are from officially approved tests in accordance with EEC Directive 93/116/EC. The CO₂ emissions and fuel consumption test figures shown in the chart do not express or imply any guarantee of the fuel consumption of a car of the class in question. All vehicles are 5-speed manual unless auto stated, **ST170 is 6-speed manual. All petrol engines are equipped with a catalytic converter. **Urban** An engine started from cold in laboratory conditions operated at varying speeds, maximum 31 mph, average 12 mph over a theoretical distance of 2.5 miles (4 km). **Extra Urban** Conducted immediately after the urban cycle, it consists of half steady speed driving and half varying speed driving, maximum 75 mph over a distance of 4.3 miles (7 km). **Combined** This is an average of the two parts of the test, weighted by the distances covered in each part.

Model availability, weights and loads

	Kerbweights (kg)*					Gross Vehicle Mass (kg)	Max. towable mass (kg)
	CL	Zetec	LX	Ghia	ST170		
3-door Focus							
1.4i 16V Zetec	1150		1150			1570	940
1.6i 16V Zetec		1158				1570	1200
1.6i 16V Zetec auto**		1188				1595	1000
1.8i 16V Zetec		1200				1620	1200
2.0i 16V Zetec		1217				1640	1200
2.0i 16V Duratec ST*					1283	1640	1200
1.8 TDdi (90 PS)		1272				1685	1200
1.8 TDCi (100 PS)		1271				1695	1200
1.8 TDCi (115 PS)		1279				1695	1300
4-door Focus							
1.6i 16V Zetec			1175	1206		1595	1200
1.6i 16V Zetec auto**			1206	1221		1620	1000
1.8i 16V Zetec			1215	1234		1650	1200
2.0i 16V Zetec				1276		1670	1200
2.0i 16V Zetec auto**				1284		1670	1200
1.8 TDdi (90 PS)			1288	1321		1715	1200
1.8 TDCi (100 PS)				1323		1725	1200
1.8 TDCi (115 PS)				1328		1725	1300
5-door Focus							
1.4i 16V Zetec	1163		1163			1585	940
1.6i 16V Zetec		1171	1167	1197		1590	1200
1.6i 16V Zetec auto**		1200	1189	1217		1615	1000
1.8i 16V Zetec		1205	1195	1214		1650	1200
1.8 LPG		1194	1184	1203		1650	1200
2.0i 16V Zetec		1242		1266		1670	1200
2.0i 16V Zetec auto**				1280		1670	1200
2.0i 16V Duratec ST*					1314	1670	1200
1.8 TDdi (90 PS)	1280	1286	1280	1311		1710	1200
1.8 TDCi (100 PS)		1285	1280	1313		1720	1200
1.8 TDCi (115 PS)		1293	1288	1318		1720	1300
5-door Estate							
1.6i 16V Zetec	1180	1187	1180			1635	1200
1.6i 16V Zetec auto**		1230	1227	1263		1660	1000
1.8i 16V Zetec		1246	1238	1274		1695	1200
1.8 LPG		1237	1229	1265		1695	1200
2.0i 16V Zetec		1276		1303		1715	1200
2.0i 16V Zetec auto**				1308		1715	1200
2.0i 16V Duratec ST*					1350	1715	1200
1.8 TDdi (90 PS)	1295	1301	1295	1313		1755	1200
1.8 TDCi (100 PS)		1314	1303	1331		1760	1200
1.8 TDCi (115 PS)		1317	1311	1347		1760	1300

*Represents the lightest kerbweight assuming the driver at 75 kg, full fluid levels and fuel levels, and subject to manufacturing tolerances and options, etc., fitted.

Optional transmission. **Note All vehicles are 5-speed manual unless auto stated, *ST170 is 6-speed manual. All petrol engines are equipped with a catalytic converter. **Towing limits** quoted represent the maximum towing ability of the vehicle at its Gross Vehicle Mass to restart on a 12 per cent gradient at sea level. The performance and economy of all models will be reduced when used for towing. **Nose weight limit** is a maximum of 75 kg on all models. For further guidance, refer to the National Caravan Council's Towing Guide. **Roof rack load** is a maximum of 75 kg on all 3, 4 and 5-door models and 100 kg on estate models. When ordering heavy-duty and self-levelling suspension Gross Vehicle Mass (GVM), and therefore payload, increases by 50 kg.

Insurance groups

	CL	Zetec	LX	Ghia	ST170
1.4i 16V Zetec	4E		4E		
1.6i 16V Zetec	5E	5E	5E	6E	
1.6i 16V Zetec auto		5E	5E	6E	
1.8i 16V Zetec		7E	6E	7E	
1.8 LPG		7E	7E	7E	
2.0i 16V Zetec		8E		8E	
2.0i 16V Zetec auto				8E	
2.0i 16V Duratec ST					15A
1.8 TDdi (90 PS)	5E	5E	5E	6E	
1.8 TDCi (100 PS)		6E	6E	7E	
1.8 TDCi (115 PS)		6E	6E	7E	

A = Meets security requirement for model concerned but group rating has not been affected. E = Exceeds security requirement for model concerned and group rating has been reduced.

Mechanical features

	CL	Zetec	Zetec 2.0i	LX	Ghia	Ghia 2.0i/ 115 PS TDCi	ST170
Brakes							
Diagonally-split brakes with dual-line servo-assistance and ventilated front discs	●	●	●	●	●	●	●
Rear brakes – Drums	●	●*		●*	●*		
Rear brakes – Discs			●			●	●
Anti-lock brakes (ABS)	●	●	●	●	●	●	●
Traction control system (TCS)			●			●	●
Electronic Stability Programme (ESP) (Petrol engines only, not available with 1.8 LPG or 1.4i engines)	○	○	○	○	○	○	○
Fuel tank							
55 litres (useable capacity) (52.7 litres on diesels)	●	●	●	●	●	●	●
45 litres (useable capacity) (1.8 LPG engine only)		●		●	●		
Fuel cut-off – Inertia switch (petrol only)	●	●	●	●	●	●	●
Steering							
Power-assisted rack-and-pinion steering	●	●	●	●	●	●	●
Suspension and body							
Front suspension – Independent with MacPherson struts, angled coil/spring damper units and lower A-arms, anti-roll bar	●	●	●	●	●	●	●
Rear suspension – Independent Control Blade multi-link system, anti-roll bar	●	●	●	●	●	●	●
Sports suspension		●	●				●
Suspension – Self-levelling including heavy-duty (estates only, not available with xenon headlights)	○	○	○	○	○	○	●
Turning circle							
Wall to wall 10.9 m	●	●	●	●	●	●	●

● = Standard ○ = Optional, at extra cost.

* Rear disc brakes are standard on all 1.8 TDCi (115 PS) models, and on 1.8i (115 PS) petrol/1.8 TDCi (100 PS) estates.



The driver and front passenger airbags* act in harmony with the body structure to provide maximum protection within 50 milliseconds of an impact. Front side airbags cushion the head, thorax and chest against side impacts.

***Note:** A child seat should never be placed in the front passenger seat when the Ford vehicle is equipped with an operational front passenger's airbag. The safest place for children is properly restrained on the rear seat.

Safety and security

A combination of strategically positioned intelligent sensors supply vital information to the central processing unit at the heart of the Advanced Restraint System. In the event of an accident, it will assess the severity of an impact and activate the appropriate safety systems in a split second, providing optimum passenger protection. Key features of the system include dual-stage driver's and front passenger's airbags*, side-impact airbags, front seat belt pre-tensioners and load-limiting front seat belt retractors. Anti-submarining front seats are fitted, and other confidence-building features include a fuel shut-off switch on petrol engine models. The advanced Electronic Stability Programme (ESP) is optionally available to help maintain control under unexpected driving conditions



Crumple zones

Energy-absorbing crumple zones help to minimise the effect of a collision. Side pushers in the doors dissipate crash energy while side impact beams help to reduce intrusion. Ford Focus was awarded the four-star Euro NCAP rating for front and side impact safety.

Safety and security features

	CL	Zetec	Zetec 2.0i	LX	Ghia	Ghia 2.0i/ 115 PS TDCi	ST170
Advanced Restraint System (ARS)	●	●	●	●	●	●	●
Airbags – Driver's and front passenger's*	●	●	●	●	●	●	●
Airbags – Front side impact	●	●	●	●	●	●	●
Side impact door beams, front and rear. Steel safety cage	●	●	●	●	●	●	●
Immobiliser – Safeguard Passive Anti-Theft System (PATs)	●	●	●	●	●	●	●
Alarm – Interior scan and perimeter (not available on 3-door)	○	○	○	○	○	○	
Alarm – Interior scan and perimeter (CAT 1 Thatcham approved)							●
Alarm – Perimeter (3-door only)	○	○	○	○			
Locks – High-security, anti-burst, shielded with strengthened mountings and childproof locks on rear doors	●	●	●	●	●	●	●
Locks – Central locking	●						
Locks – Remote central double locking		●	●	●	●	●	●
Locking fuel filler door	●	●	●	●	●	●	●
Vehicle Identification Number (VIN) – Visible	●	●	●	●	●	●	●

● = Standard ○ = Optional, at extra cost. *Note: A child seat should never be placed in the front passenger seat when the Ford vehicle is equipped with an operational front passenger's airbag. The safest place for children is properly restrained on the rear seat.



Finance and services

Across the UK, a dedicated network of Ford Dealers is equipped and trained to meet the needs of today's drivers. Because of our coveted reputation for quality and reliability, from the moment your new vehicle leaves the showroom, you are assured of lasting, attentive service in many ways. Ford not only cares through Dealers, we also offer a variety of finance and leasing schemes to suit the needs of both the private and business customer. With our wide choice of plans and services no one is more committed to delivering complete motoring confidence and total peace of mind than Ford

FordCredit

As part of Ford Motor Company, Ford Credit offers convenient and competitive financial services to Ford customers. Choose, try, finance and insure your Ford – without having to leave the showroom.

Ford Options Ford Options is the flexible way to finance your Ford. If you are looking to renew your vehicle more often, this is the ideal plan. At the end of the agreement, choose which option suits you best – own the vehicle, return it or choose a new one.

Ford Acquire Ford Acquire is a simple method of vehicle finance for private customers. Convenient to arrange, and with flexible terms to suit your needs, owning your Ford has never been so easy.

Ford Business Partner As a specialist division of Ford Credit dedicated to partnering businesses, Ford Business Partner will work with you to achieve a complete transport solution.

Ford Insure Ford Insure offers a wide range of great value products for you and your Ford including Comprehensive Motor Insurance, Payment Protection Plan* and Guaranteed Asset Protection*. When you purchase a Ford from a Ford dealer, you will receive 7 days Driveaway cover** free when you call Ford Insure for a no-obligation annual quotation.

What's the next step? Your local Ford Dealer will be pleased to help if you have any further queries and advise you of current special promotions. Your Dealer can also supply a personalised quotation for the finance plan and vehicle of your choice.

To find your local Ford Dealer, please call 0845 7111 888.

You can also obtain a personalised quotation for the finance plan of your choice.

Services

Company Car Drivers Talkback – the company car drivers' club offers members extended test drives, tax and buying advice as well as special offers and invitations to special driver events. To join, log on to www.talkbackclub.com or call 0845 605 55 66 – it's free and you don't even have to drive a Ford.

Ford Mobility MAGIC (Mobility and General Information Centre) is a Ford-dedicated care centre created to provide free and comprehensive information on all motoring and mobility issues to anyone requiring such assistance. MAGIC has many special offers for HRDLA recipients, or Motability scheme users, call free on 0800 240 241.

Ford Protect Every new Ford car sold is protected by 12 months' unlimited mileage manufacturer's warranty, plus the option of extending this warranty with a no-cost 3-year/60,000 miles Ford Protect Plan. Upgrades are also available, giving you the option of worry-free motoring for up to 5 years.

Ford Rapid Fit The national fast-fit network backed by Ford, offering you the convenience of a 'no-appointment-necessary, while-you-wait' service covering tyres, exhausts, brakes, batteries and much more. There are over 300 sites nationwide.

Ford Accident Repair Centres If your Ford is involved in an accident, your Ford Dealer is best placed to return it to its pre-accident condition. Dealerships displaying the Ford Accident Repair Centre sign all meet the rigorous customer service and repair quality standards laid down by Ford, and offer a three-year repair guarantee.

Ford Customer Relationship Centre In the unlikely event that your Ford Dealer can't help you or you need to speak to Ford directly, the Ford Customer Relationship Centre is just a phone call away. Call local rate 0845 841 1111.

Ford Rental – local service nationwide Providing quality car and van rental from Ford's latest model range. For further information contact your local Ford Dealer.

Alternatively, why not visit us online at www.ford.co.uk

Finance subject to status and conditions, to over 18s only. Guarantees/Indemnities may be required. Written quotations available on request: Freepost Ford Credit. Correct at the time of going to print. Contact your Dealer for terms and conditions. Ford Insure is underwritten by Norwich Union Insurance Limited, registered in England no. 99122. Member of the General Insurance Standards Council. Registered office at 8 Surrey Street, Norwich NR1 3NG. For our joint protection, calls may be recorded or monitored. *Please refer to Payment Protection policy booklet for full details of the benefits and exclusions. **Excesses apply. Please refer to Summary of Cover for details. Maximum 5 vehicles. Not available in conjunction with any other promotion.



Features and colours

Designed for the real world and engineered for comfort and practicality, Ford**Focus** is a remarkably easy car to live with. The quiet smoothness of the cabin environment, which matches that of many larger saloons, is partly a result of the stiffness of the bodyshell, as well as the innovative Control Blade rear suspension. These and other advanced design features enable enhanced ride comfort and handling, while power steering adds convenience without losing accuracy

Standard and optional wheels



*Only available with bodystyling kit.


Wheel availability

	CL	Zetec	Zetec 2.0i	LX	Ghia	Ghia 2.0i/ 115 PS TDCi	ST170
5½x14" steel with 5-spoke wheelcovers and 185/65 Rx14 tyres (1.4i only on LX)	●			●			
6x15" 5x2-spoke alloy with 195/60 Rx15 tyres		●					
6x15" 8x2-spoke alloy with 195/60 Rx15 tyres (not available on 1.4i)				●			
6x15" 6x2-spoke alloy with 195/60 Rx15 tyres					●	●	
6x15" 6-spoke star design alloy with 195/60 Rx15 tyres	○			○			
6½x16" 5x2-spoke alloy with 205/50 Rx16 tyres (not available on 1.6i auto or 1.8 LPG)		○	●				
7x17" 7-spoke alloy with 215/40 Rx17 tyres (not available on 1.8 LPG, 1.6i auto, 2.0i auto or 4-door Ghia)		○	○		○	○	
7x17" 15-spoke alloy with 215/45 Rx17 low-profile tyres							●
Mini 'space saver' steel spare (mini alloy on ST170)	●	●	●	●	●	●	●
Full-size steel spare (only available with 15" wheels. Not available on 1.8 LPG)	○	○		○	○	○	

● = Standard ○ = Optional, at extra cost.

Personalise your Ford**Focus** with

p33 Wheels p34 Exterior features p35 Audio and communications p36 Interior features p37 Option packs
p38 Trim and body colours



Xenon headlights provide stylish good looks, much greater light levels compared to a normal headlight bulb and a colour of light that is close to daylight. This improves safety and reduces driver fatigue; especially in poor weather conditions. A striking feature. Optional, at extra cost.



Park Assist sensors located in the rear bumper take the guesswork out of reverse parking by means of an audible warning that helps the driver to safely judge parking distances. Optional, at extra cost.



Electrically-operated sunroof with global closing at the touch of a button is smooth and easy, and is operated by either locking the door or using the key fob. Optional, at extra cost.

Exterior features

	CL	Zetec	Zetec 2.0i	LX	Ghia	Ghia 2.0i/ 115 PS TDCi	ST170
Styling							
Bodyside mouldings – Black	●	●	●	●			
Bodyside mouldings – Body colour					●	●	●
Bodystyling kit – Partial dress-up (rear spoiler, stainless steel grille, chrome exhaust (petrol only), 15" 3x2-spoke alloy wheels) (not available on 1.8 LPG)		○					
Bumpers – Body colour	●	●	●	●	●	●	●
Door handles – Body colour					●	●	●
Exhaust – 70 mm with muffler and chrome finish							●
Metallic paint	○	○	○	○	○	○	○
Radiator grille – Black, mesh	●	●	●	●	●	●	●
Radiator grille – Body colour surround					●	●	●
Spoiler – Rear, tailgate-mounted		○	○				○
Functional							
Door mirrors – Manual internal control, body colour housings, manual fold back	●	●		●			
Door mirrors – Electrically-operated and heated, body colour housings (not available on 1.4i LX)			●	○	●	●	●
Heated rear window	●	●	●	●	●	●	●
Heated windscreen – 'Quickclear' – with heated washer jets	○	○	●	●	●	●	
Electronic boot release	●	●	●	●	●	●	●
Park Assist – Rear sensors	○	○	○	○	○	○	○
Roof rails (estate only)	●	●	●	●	●	●	●
Tow bar – Fixed (not available with Park Assist)	○	○	○	○	○	○	
Tow bar – Detachable (not available with Park Assist)	○	○	○	○	○	○	
Wipers – Front, two-speed plus intermittent with electric wash	●	●	●	●			
Wipers – Front, two-speed plus variable interval intermittent with electric wash					●	●	●
Wipers – Tailgate wiper, intermittent with electric wash (not 4-door)	●	●	●	●	●	●	●
Lights							
Front fog lights		●	●		●	●	●
Rear fog light, reversing light, high-mounted rear brake light	●	●	●	●	●	●	●
High Intensity Discharge (HID) xenon headlights with automatic headlight levelling and washer jets		○	○		○	○	

● = Standard ○ = Optional, at extra cost.

Interior features

Ford Focus was, literally, designed from the inside out, with the objective of providing maximum comfort and space for five adults, along with room for four large suitcases to lie flat in the luggage compartment.

Tall, wide-opening doors and a higher seating position aid entry and exit, and to keep everyone relaxed and fresh, a dust and pollen micro-fibre filter is standard.

In-car communications

The Ford Focus range is available with a wide choice of audio systems, some of which incorporate a cassette or CD autochanger. All audio units incorporate the Radio Data System (RDS), which can automatically cut in with essential traffic news. They also have a security 'Keycode' and a detachable front bezel to deter theft. A radio navigation system is also available to help you find your way to even the most obscure destinations.



Model 6000N RDS EON with remote column-mounted controls, removable control panel, 'Keycode' anti-theft coding, 4 speakers.



Model 6006 RDS/EON radio/CD player – four-channel AM/FM radio with 24 presets, electronic search facilities and a 6-disc CD autochanger. Peak output is 4 x 48 watts.



Nokia compatible hands-free mobile phone kit option consists of a telephone console, cradle, base kit, antenna and microphone*.



Blaupunkt radio navigation system provides visual and spoken directions to your selected destination and features a monochrome display.

*From December 1st, 2003 it is an offence for drivers to use a hand-held mobile phone or similar device whilst driving.

Audio and communication systems

	CL	Zetec	Zetec 2.0i	LX	Ghia	Ghia 2.0i/ 115 PS TDCi	ST170
Stereo radio/cassette – Model 4000N RDS with removable control panel, 'Keycode' anti-theft coding, 4 speakers	●						
Stereo radio/cassette – Model 5000N RDS EON with remote column-mounted controls, removable control panel, 'Keycode' anti-theft coding, 4 speakers (1.4i only)				●			
Stereo radio/CD – Model 6000N RDS EON with remote column-mounted controls, removable control panel, 'Keycode' anti-theft coding, 4 speakers (not available on LX 1.4i)		●		●	●		
Stereo radio/CD – Model 6006N RDS EON, 6-disc in-dash mounted CD autochanger with remote column-mounted controls, removable control panel, 'Keycode' anti-theft coding, 4 speakers (not available on LX 1.4i)		○	●	○	○	●	●
Radio navigation system – Monochrome display and underseat CD autochanger (not available on LX 1.4i, or ST170 with Custom Pack)		○	○	○	○	○	○
Nokia compatible hands-free mobile phone kit	○	○	○	○	○	○	○

● = Standard ○ = Optional, at extra cost.



The Interior Versatility Pack is ideal for long journeys, business people and the flexible family by creating a choice of surfaces and seating configurations. It enhances safety, comfort and convenience. Optional, at extra cost.



Air conditioning with Electronic Automatic Temperature Control creates the ideal atmosphere and the perfect onboard climate, and is standard on Ghia 2.0i/115 PS TDCi.



Electrically-operated front and rear windows including 'one shot up, one shot down' controls with the added safety of 'bounce-back' sensors.

Interior features

	CL	Zetec	Zetec 2.0i	LX	Ghia	Ghia 2.0i/ 115 PS TDCi	ST170
Comfort and convenience							
Accessory socket/stowage tray	●	●	●	●	●	●	●
Air recirculation switch	●	●	●	●	●	●	●
Air conditioning – CFC-free (optional on LX 1.4i)	○	○	●	●	●	●	●
Air conditioning – CFC-free with Electronic Automatic Temperature Control (EATC) (includes trip computer, not available on 1.8 LPG models)	○	○	○	○	○	●	●
Centre console – Front cup holders, pen holder, rear heating ducts and rear power point	●	●	●	●	●	●	●
Clock – Digital	●	●	●	●	●	●	●
Courtesy light – Centre-mounted with theatre-style dimming and delayed switch-off	●	●	●	●	●	●	●
Courtesy lights – Two map lights, front footwell light and rear courtesy light	●	●	●	●	●	●	●
Grab handles – Front and rear folding with rear coat hooks	●	●	●	●	●	●	●
Sunroof – Electrically-operated (not available on 1.8 LPG)	○	○	○	○	○	○	○
Sunvisors – Driver's and passenger's with mirror and cover, and on Ghia and ST170, illuminated	●	●	●	●	●	●	●
Windows – Front, electrically-operated with one-shot lowering on driver's side	●	●	●	●	●	●	●
Windows – Rear, electrically-operated with global open and close feature (5-door and estate only on ST170)					●	●	●
Seat and seat belts							
Front seat – Driver's manual height adjustment	●	●	●	●			
Front seat – Driver's power height adjustment					●	●	●
Front seat – Driver's lumbar adjustment					●	●	
Front seats – Anti-submarining, fully reclining with height-adjustable head restraints	●	●	●	●	●	●	●
Front seats – Tipping (3-door only)	●	●	●	●			●
Front seats – Sports-style		●	●				●
Front seat – Driver's armrest					●	●	
Rear seat – 60:40 split back and cushion with two height-adjustable head restraints and headrest stowage	●	●	●	●	●	●	●
Rear seat – Centre third rear head restraint		●	●	●	●	●	●
Rear seat – Folding centre armrest					●	●	
Seat belts – Front, inertia reel, with grabbers, pre-tensioners and height-adjustable mounts. Rear, three inertia reel, lap and diagonal	●	●	●	●	●	●	●

Interior features

	CL	Zetec	Zetec 2.0i	LX	Ghia	Ghia 2.0i/ 115 PS TDCi	ST170
Carpet and trim							
Carpet floor mats					●	●	●
Gear lever knob – Medium grey metallic		●	●				
Gear lever knob – Leather with chrome surround (chrome button on auto)					●	●	
Gear lever knob – Aluminium							●
Centre stack bezel – Titanium-effect grey		●	●	●			
Centre stack bezel – Meteor grey							●
Aluminium pedal covers							●
Titanium-effect grey door trim inserts		●	●				
Black Cordia dark wood-effect door trim inserts, centre console bezel and console top plate					●	●	
Scuff plates – Front, bright with Ghia script					●	●	
Scuff plates – Front, bright with unique 'ST' logo							●
Instruments and controls							
Instrument cluster – Black dials with orange pointers	●			●	●	●	
Instrument cluster – Grey metallic dials with red pointers		●	●				
Instrument cluster – Unique electro-luminescent dials							●
Headlight levelling control	●	●	●	●	●	●	●
Trip computer – Fuel computer, ambient temperature display, low temperature warning lights and low windscreen wash indicator						●	
Warning indicators for glow plugs on (diesel only), brake system, airbags, door ajar, low fuel level and 'lights on' warning alarm	●	●	●	●	●	●	●
Illuminated heater controls – 4-speed fan, pollen filter. Four MicronAir filtered vents with temperature and direction control. Windscreen defrost vents including wiper park defrost capability	●	●	●	●	●	●	●
Cruise control (2.0i only)						○	
Steering column – Reach and rake adjustable	●	●	●	●	●	●	●
Steering wheel – Leather-trimmed		●	●		●	●	●
Luggage compartment							
Courtesy light	●	●	●	●	●	●	●
Luggage net (estate only)					●	●	●
Tie-down hooks	●	●	●	●	●	●	●
Tonneau cover (estate only)	●	●	●	●	●	●	●

Option packs

	CL	Zetec	Zetec 2.0i	LX	Ghia	Ghia 2.0i/ 115 PS TDCi	ST170
Climate Pack – CFC-free air conditioning, heated windscreen – 'Quickclear' – with heated washer jets and electrically-operated and heated door mirrors	○	○					
Comfort Pack – CFC-free air conditioning with Electronic Automatic Temperature Control (EATC), heated windscreen – 'Quickclear' – with heated washer jets and xenon headlights							○
Custom Pack – Recaro seats with leather trim, heated front seats, metallic paint and 9006 Audiophile sound system with 6-disc in-dash-mounted CD autochanger, fully equalised with DSP, occupancy mode, boot-mounted subwoofer and front door tweeters (not available on estates)							○
Interior Versatility Pack – Fold-flat front passenger's seat, double map pocket on driver's seat, kangaroo pockets on front and rear centre seats, 40/20/40 split-fold rear seat with centre armrest stowage, comfort head restraints (not driver's or centre rear), centre rear head restraint, reversible loadspace carpet. In addition on 5-door: Package tray with stowage net and storage box, stowage nets in loadspace sidewalls and on estate: Loadspace carrier roller net (5-door and estate only with Midnight Black fabric interior trim. Not available on 1.8 LPG)		○	○	○	○	○	
Smokers' Pack – Ashtray and lighter replace stowage tray and power point	○	○	○	○	○	○	○
Styling Pack – Leather trim, heated front seats and metallic paint					○	○	

● = Standard ○ = Optional, at extra cost.

Trim colours

				
Intro in Midnight Black seat facing Twill Midnight Black seat sides	Martre in Midnight Black seat facing Twill Midnight Black seat sides	Martre in Medium Light Stone seat facing Twill Medium Light Stone seat sides	Harlequin in Midnight Black seat facing Twill Midnight Black seat sides	Bussac in Midnight Black seat facing Kent Midnight Black seat sides
				
Bussac in Medium Light Stone seat facing Kent Medium Light Stone seat sides	Leather in Midnight Black seat sides and embossed seat facing	Blue Waffle in Midnight Black seat facing Leather in Midnight Black seat sides	Recaro Leather in Midnight Black seat sides and embossed seat facing	

Trim and body colour availability

Model	CL	Zetec	LX	Ghia		ST170	
Seat trim	Intro	Harlequin	Martre	Bussac	Embossed leather*	Blue Waffle/ Partial leather	Recaro/ Embossed leather*
Solid body colours							
Deep Navy	B	B	B	B	B	B	
Diamond White	B	B	B/S	B/S	B		
Colorado Red	B	B	B	B	B		
Metallic body colours*							
Tonic	B	B	B/S	B/S	B		
Machine Silver	B	B	B/S	B/S	B		
Magnum Grey	B	B	B/S	B/S	B	B	B
Honour Green	B	B	B/S	B/S	B		
Moondust Silver	B	B	B/S	B/S	B	B	B
Panther Black	B	B	B/S	B/S	B	B	B
Deep Rosso	B	B	B/S	B/S	B		
Ink Blue	B	B	B/S	B/S	B		
Vitro	B	B	B/S	B/S	B		

Interior trim colour B – Midnight Black, S – Medium Light Stone, / – Choice of colour. *Metallic paint and embossed leather trim are optional at extra cost. Recaro leather is only available with Custom Pack.

Body colours

			
Panther Black* Metallic body colour	Deep Rosso* Metallic body colour	Ink Blue* Metallic body colour	Deep Navy Solid body colour
			
Vitro* Metallic body colour	Machine Silver* Metallic body colour	Tonic* Metallic body colour	Diamond White Solid body colour
			
Honour Green* Metallic body colour	Moondust Silver* Metallic body colour	Magnum Grey* Metallic body colour	Colorado Red Solid body colour

The Ford Focus is covered by the Ford Perforation Warranty for 12 years from the date of first registration. Subject to terms and conditions.

*Metallic body colours are extra cost options. **Note** The car images used are to illustrate body colours only and may not reflect current specification. Colours and trims reproduced within this brochure may vary from the actual colours, due to the limitations of printing processes used.



BY APPOINTMENT TO
HER MAJESTY THE QUEEN
MOTOR VEHICLE MANUFACTURERS
FORD MOTOR COMPANY LIMITED
BRENTWOOD ESSEX



BY APPOINTMENT TO
H.R. QUEEN ELIZABETH THE QUEEN MOTHER
MOTOR VEHICLE MANUFACTURERS
FORD MOTOR COMPANY LIMITED
BRENTWOOD ESSEX



BY APPOINTMENT TO
H.M. THE PRINCE OF WALES
MOTOR VEHICLE MANUFACTURERS
FORD MOTOR COMPANY LIMITED
BRENTWOOD ESSEX

"The **chassis remains superlative**, with steering feedback that would **shame a sports car** and an ability to soak up bumps that **verges on the unbelievable**" **Auto Express Awards, 2002**

"... a car which **impresses** every time you climb aboard ..."

Auto Express Awards, 2002

"... engine is so **quiet** and **smooth** ..." **Auto Express Awards, 2002**

Dealer

Published by Ford Motor Company Limited,
Brentwood, Essex, England.
Registered in England No. 235446.

FA 1335/11.

BJN 18334.

PN 372503/0309/265m/GB

09.2003.

© Ford Motor Company Limited.

www.ford.co.uk

The Government fuel figures do not express or imply any guarantee of the fuel consumption of any particular car. The cars themselves have not been tested and there are inevitably differences between individual cars of the same model. In addition, a car may incorporate particular modifications. Furthermore, the driver's style and road and traffic conditions, as well as the extent to which the car has been driven and the standard of maintenance, will affect its fuel consumption. **Insurance groups** are only as recommended by the Association of British Insurers. You should always consult your insurance adviser for confirmation. **Illustrations, descriptions and specifications.** This catalogue was correct at the time of going to print. However, Ford policy is one of continuous product development. The right is reserved to change specifications, colours and prices of the models and items illustrated and described in this publication at any time. For the latest details always consult your Ford Dealer. **Optional equipment.** Throughout this publication, wherever a feature is described as being an 'Option' or 'Optional Fitment/Pack', etc., you should assume that it will be at extra cost to the base vehicle, unless specifically stated to the contrary. All models and colour combinations are subject to availability.

Designed for living. Engineered to last

