

Ford**Focus**

**FILE COPY - DO NOT
REMOVE**



Contents

- 8 A car you can be confident in
- 10 Bodystyles and series**
 - 11 Bodystyles
 - 11 Exterior and interior dimensions
 - 12 CL
 - 14 LX
 - 16 Ghia and
Ghia 2.0i/115 PS TDCi
 - 18 Zetec and Zetec 2.0i
 - 20 ST170
- 22 Driving and technology**
 - 23 Engine data
 - 24 Fuel and performance
 - 26 Model availability with
weights and loads
 - 27 Mechanical features
- 28 Safety and security**
 - 29 Safety and security
features
- 30 Finance and services**
- 32 Features and colours**
 - 33 Wheels
 - 33 Wheel availability
 - 34 Exterior features
 - 35 Audio and communications
 - 36 Interior features
 - 37 Option packs
 - 38 Colour and trim











Protection. Even when it's the last thing on your mind, it's the first thing we think of





Confidence. To savour where you've been and look forward to where you're going





Ford Focus.

A car you can be confident in

The award-winning, ground-breaking, people-centred Ford Focus is a car that does what you want, when you want it. To get it completely 'right', we examined every aspect of the relationship between you, your car and the road with a fresh eye and open mind. That's why it feels made for you, whatever your shape. And because we've made it so stable and dependable, you'll feel comfortable, confident and protected wherever you go.

Choose your FordFocus** in the following sections**

- p10 Bodystyles and series
- p22 Driving and technology
- p28 Safety and security
- p30 Finance and services
- p32 Features and colours

A life of certainty is more fulfilling

1



2



3



4



Bodystyles and series

Ford**Focus** is available in a wide choice of models. Each is the same in terms of quality and value, but distinctive in what it will do for your driving life. There are three-door, four-door, five-door or estate bodystyles to choose from. Five responsive petrol engines and three smooth, refined diesels power the range. Themed options enable you to add your own definition of extra comfort, style and luxury. The variety is there. The choice is yours

Exterior dimensions

| | 3 & 5-door | 4-door | Estate |
|-------------------------------|------------|--------|--------|
| Exterior (mm) | | | |
| Overall length | 4174 | 4382 | 4454 |
| Overall width without mirrors | 1702 | 1702 | 1702 |
| Overall width with mirrors | 1998 | 1998 | 1998 |
| Unladen height | 1430 | 1429 | 1447 |
| Wheelbase | 2615 | 2615 | 2615 |
| Front track | 1494 | 1494 | 1494 |
| Rear track | 1487 | 1487 | 1487 |

Interior dimensions

| | 3 & 5-door | 4-door | Estate |
|--|------------|--------|--------|
| Front (mm) | | | |
| Headroom | 995 | 997 | 997 |
| Maximum leg room | 1095 | 1095 | 1095 |
| Maximum shoulder room | 1358 | 1358 | 1358 |
| Rear (mm) | | | |
| Headroom | 982 | 978 | 1014 |
| Minimum leg room | 882 | 882 | 882 |
| Maximum shoulder room | 1362 | 1362 | 1362 |
| Luggage area (mm) | | | |
| Maximum cargo height | 850 | 538 | 913 |
| Maximum width between wheel arches | 1050 | 1050 | 1156 |
| Loadspace length to back of rear seats* | 880 | 1004 | 1048 |
| Loadspace length to back of front seats* | 1450 | 1574 | 1658 |
| Stowable luggage (cu m)* | | | |
| 5-seat mode | 0.350 | 0.490 | 0.520 |
| 2-seat mode (laden to roof) | 1.205 | N/A | 1.580 |

*Measured using the VDA method. Dimensions may vary dependent on the model and equipment fitted. *At floor level.

Choose your Ford**Focus** from the series

p12 CL p14 LX p16 Ghia and Ghia 2.0i/115 PS TDCi p18 Zetec and Zetec 2.0i p20 ST170




CL

- Body-coloured door mirror housings
- Electrically-operated front windows
- Central locking
- ICE 4000N RDS stereo radio/cassette
- Driver's seat manual height adjustment
- Rake and reach-adjustable steering column
- 60:40 split rear seat back and cushion
- Height-adjustable head restraints, front and rear
- Interior power tailgate release
- Two cup holders in centre console
- Control Blade independent rear suspension
- Power-assisted steering
- Advanced Restraint System (ARS)
- Driver's and front passenger's airbags*
- Side-impact door beams, front and rear
- High-mounted rear brake light
- Safeguard Passive Anti-Theft System (PATS)

*Note: A rear-facing child seat should never be placed in the front passenger seat when the Ford vehicle is equipped with a front passenger's or side airbags.





LX

Additional to CL

- 15" 8x2-spoke alloy wheels
- 'Quickclear' heated front windscreen with heated washer jets
- Remote control, central/double locking
- ICE 6000N RDS stereo radio/CD with column-mounted controls (1.6i and above)
- CFC-free air conditioning (1.6i and above)
- Titanium-effect grey facia
- Centre third rear head restraint





Ghia and Ghia 2.0i/115 PS TDCi

Ghia (additional to LX)

- 15" 12-spoke alloy wheels
- Body colour bodyside mouldings, door handles and radiator grille
- Front fog lights
- Electrically-operated front and rear windows with global opening and closing
- Electrically-operated and heated door mirrors
- Driver's seat power height adjustment
- Driver's seat manual lumbar adjustment
- Driver's armrest
- Leather-trimmed steering wheel
- Leather-trimmed gear knob
- Black Cordia dark wood-effect door trim and fascia
- Rear seat folding centre armrest
- Carpet floor mats
- Bright scuff plates with Ghia script
- Two map lights, front footwell light and rear courtesy light

Ghia 2.0i/115 PS TDCi (additional to Ghia)

- ICE 6006N RDS stereo radio/CD with 6-disc in-dash autochanger with column-mounted controls
- CFC-free air conditioning with automatic temperature control
- Trip computer
- Rear disc brakes
- Anti-lock brakes (ABS) with traction control system (TCS)





Zetec and Zetec 2.0i

Zetec (additional to CL)

- 15" 5x2-spoke alloy wheels
- Front fog lights
- Remote control, central/double locking
- ICE 6000 RDS stereo radio/CD with column-mounted controls
- Sports-style front seats
- Leather-trimmed steering wheel
- Metallic grey gear knob
- Graphite-effect instrument cluster controls with red pointers
- Titanium-effect grey facia
- Centre third rear head restraint
- Sports suspension

Zetec 2.0i (additional to Zetec)

- 16" 5x2-spoke alloy wheels
- Electrically-operated and heated door mirrors
- 'Quickclear' heated front windscreen with heated washer jets
- ICE 6006N RDS stereo radio/CD with 6-disc in-dash autochanger with column-mounted controls
- Rear disc brakes
- Anti-lock brakes (ABS) with traction control system (TCS)

Interior shown is a Zetec. Exterior shown is a Zetec 2.0i.





ST170

Additional to Zetec

- 17" 15-spoke alloy wheels
- Exterior sports bodystyling (bumpers, skirts)
- Body colour bodyside mouldings, door handles and radiator grille
- Chrome-finished exhaust tailpipe
- Electrically-operated and heated door mirrors
- ICE 6006N RDS stereo radio/CD with 6-disc in-dash autochanger with column-mounted controls
- CFC-free air conditioning
- Contoured sports seats
- Driver's seat power height adjustment
- Aluminium gear knob and race-style aluminium pedals
- Graphite-effect fascia with unique electroluminescent dials
- Bright scuff plates with unique 'ST' logo
- Six-speed transmission for uprated performance
- Rear disc brakes
- Anti-lock brakes (ABS) with traction control system (TCS)
- Front side-impact airbags*
- Interior scan and perimeter alarm (Category 1 Thatcham approved)





22 The new 1.8-litre Duratorq TDCi premium diesel engine (100 PS or 115 PS) uses cutting-edge, common-rail technology, for a more powerful and refined driving experience.

Driving and technology

Ford**Focus** achieves excellent fuel economy without compromising on responsiveness and driveability. All five 16-valve petrol engines feature advanced combustion and catalytic converter technology. Engine vibrations are reduced, for a smoother, quieter ride, and servicing is only required at 12,500 mile intervals. The economical new 100 PS and high-performance 115 PS common-rail TDCi models take diesel engine refinement to new heights with an exceptionally refined yet powerful drive. The 1.8-litre Duratorq TDdi direct injection turbo diesel has state-of-the-art drive-by-wire electronic accelerator control and combines responsive performance with economy



Rear control blade

The multi-link independent rear suspension features Ford's unique Control Blade system, which is engineered to ensure precise control and superior comfort.

The Control Blade is a light yet strong one-piece pressed steel component. It is a vital element in delivering vehicle stability and active safety, even in the most challenging driving conditions. The system enables each wheel to react independently, moving upwards and rearwards to absorb bumps in the road. The difference is especially apparent during cornering, accelerating and braking.

Engine data

| | Engine technical features | Maximum power ^o | Maximum torque ^o |
|---------------------------------------|--|---|--|
| 1.4i 16V Zetec 1388 cc | Cylinders – 4 in-line / Electronic fuel injection with EEC V engine management system / Electronic breakerless ignition / Catalyst | 55 kW (75 PS) at 5000 min ⁻¹ (rpm) | 123 Nm at 3500 min ⁻¹ (rpm) |
| 1.6i 16V Zetec 1596 cc | Cylinders – 4 in-line / Electronic fuel injection with EEC V engine management system / Electronic breakerless ignition / Catalyst | 74 kW (100 PS) at 6000 min ⁻¹ (rpm) | 145 Nm at 4000 min ⁻¹ (rpm) |
| 1.8i 16V Zetec 1796 cc | Cylinders – 4 in-line / Electronic fuel injection with EEC V engine management system / Electronic breakerless ignition / Catalyst | 85 kW (115 PS) at 5500 min ⁻¹ (rpm) | 160 Nm at 4400 min ⁻¹ (rpm) |
| 2.0i 16V Zetec 1988 cc | Cylinders – 4 in-line / Electronic fuel injection with EEC V engine management system / Electronic breakerless ignition / Catalyst | 96 kW (130 PS) at 5500 min ⁻¹ (rpm) | 178 Nm at 4500 min ⁻¹ (rpm) |
| 2.0i 16V Duratec ST 1988 cc | Cylinders – 4 in-line / Electronic fuel injection with Black Oak engine management system / Electronic breakerless ignition / Catalyst / Variable valve timing (VVT) / Dual-mass flywheel / Variable tract manifold | 127 kW (173 PS) at 7000 min ⁻¹ (rpm) | 196 Nm at 5500 min ⁻¹ (rpm) |
| 1.8 Duratorq TDdi 1753 cc | Cylinders – 4 in-line / Direct fuel injection with EEC V engine management system / Turbo intercooler / Oxidation catalyst / Exhaust gas recirculation | 66 kW (90 PS) at 4000 min ⁻¹ (rpm) | 200 Nm at 2000 min ⁻¹ (rpm) |
| 1.8 Duratorq TDCi 1753 cc | Cylinders – 4 in-line / Direct fuel injection with EEC V engine management system / Turbo intercooler / Oxidation catalyst / Exhaust gas recirculation / High pressure common-rail fuel injection / Dual-mass flywheel / Variable nozzle turbocharger with intercooler | 74 kW (100 PS) at 3850 min ⁻¹ (rpm) | 240 Nm at 1750 min ⁻¹ (rpm) |
| 1.8 Duratorq TDCi 1753 cc | Cylinders – 4 in-line / Direct fuel injection with EEC V engine management system / Turbo intercooler / Oxidation catalyst / Exhaust gas recirculation / High-pressure common-rail fuel injection / Dual-mass flywheel / Variable nozzle turbocharger with intercooler | 85 kW (115 PS) at 3800 min ⁻¹ (rpm) | 250 Nm at 1850 min ⁻¹ (rpm) |

^oTested in accordance with ISO 1585.

Choose your engine and transmission

p23 Engines and transmissions p27 Mechanical features

Fuel and performance

| | Derivative(s) | CO ₂ emissions (g/km) ⁹⁰ | Fuel consumption L/100 km (mpg) ⁹⁰ | | | Performance ⁹⁰ | | |
|-----------------------|--------------------------------|--|---|----------------|------------|---------------------------|-----------------------|-------------------------|
| | | | Urban | Extra Urban | Combined | Max. speed (mph) | 0-62 mph (secs) | 31-62 mph* (secs) |
| 3-door Focus | | | | | | | | |
| 1.4i 16V Zetec | CL, LX (14" tyre) | 158 | 8.8 (32.1) | 5.4 (52.3) | 6.6 (42.8) | 106 | 14.1 | 16.9 |
| 1.4i 16V Zetec | CL, LX (15" tyre) | 162 | 8.9 (31.7) | 5.6 (50.4) | 6.8 (41.5) | 106 | 14.1 | 16.9 |
| 1.6i 16V Zetec | Zetec (15" tyre) | 165 | 9.4 (30.1) | 5.5 (51.4) | 6.9 (40.9) | 115 | 10.9 | 15.2 |
| 1.6i 16V Zetec | Zetec (16" tyre) | 167 | 9.5 (29.7) | 5.6 (50.4) | 7.0 (40.4) | 115 | 10.9 | 15.2 |
| 1.6i 16V Zetec | Zetec (17" tyre) | 169 | 9.6 (29.4) | 5.7 (49.5) | 7.1 (39.8) | 115 | 10.9 | 15.2 |
| 1.6i 16V Zetec auto | Zetec (15" tyre) | 192 | 11.2 (25.2) | 6.2 (45.6) | 8.0 (35.3) | 109 | 12.1 | n/a |
| 1.8i 16V Zetec | Zetec (15" tyre) | 181 | 10.2 (27.7) | 6.0 (47.1) | 7.6 (37.2) | 123 | 10.2 | 13.4 |
| 1.8i 16V Zetec | Zetec (16" tyre) | 183 | 10.3 (27.4) | 6.1 (46.3) | 7.7 (36.7) | 123 | 10.2 | 13.4 |
| 1.8i 16V Zetec | Zetec (17" tyre) | 185 | 10.4 (27.2) | 6.2 (45.6) | 7.8 (36.2) | 123 | 10.2 | 13.4 |
| 2.0i 16V Zetec | Zetec (16" tyre) | 204 | 11.5 (24.6) | 6.9 (40.9) | 8.6 (32.8) | 125 | 9.2 | 9.5 |
| 2.0i 16V Zetec | Zetec (17" tyre) | 206 | 11.6 (24.4) | 7.0 (40.4) | 8.7 (32.5) | 125 | 9.2 | 9.5 |
| 2.0i 16V Duratec ST** | ST170 (17" tyre) | 218 | 12.4 (22.8) | 7.2 (39.2) | 9.1 (31.0) | 134 | 8.2 | 9.9 |
| 1.8 TDdi (90 PS) | Zetec (15" tyre) | 145 | 7.2 (39.2) | 4.5 (62.8) | 5.5 (51.4) | 111 | 12.4 | 11.0 |
| 1.8 TDdi (90 PS) | Zetec (16" tyre) | 147 | 7.3 (38.7) | 4.6 (61.4) | 5.6 (50.4) | 111 | 12.4 | 11.0 |
| 1.8 TDdi (90 PS) | Zetec (17" tyre) | 150 | 7.4 (38.2) | 4.7 (60.1) | 5.7 (49.5) | 111 | 12.4 | 11.0 |
| 1.8 TDCi (100 PS) | Zetec (15" tyre) | 140 | 7.0 (40.4) | 4.3 (65.7) | 5.3 (53.3) | 115 | 11.6 | 9.9 |
| 1.8 TDCi (100 PS) | Zetec (16" tyre) | 142 | 7.1 (39.8) | 4.4 (64.2) | 5.4 (52.3) | 115 | 11.6 | 9.9 |
| 1.8 TDCi (100 PS) | Zetec (17" tyre) | 145 | 7.2 (39.2) | 4.5 (62.8) | 5.5 (51.4) | 115 | 11.6 | 9.9 |
| 1.8 TDCi (115 PS) | Zetec (15" tyre) | 145 | 7.2 (39.2) | 4.5 (62.8) | 5.5 (51.4) | 122 | 10.6 | 9.4 |
| 1.8 TDCi (115 PS) | Zetec (16" tyre) | 147 | 7.3 (38.7) | 4.6 (61.4) | 5.6 (50.4) | 122 | 10.6 | 9.4 |
| 1.8 TDCi (115 PS) | Zetec (17" tyre) | 150 | 7.4 (38.2) | 4.7 (60.1) | 5.7 (49.5) | 122 | 10.6 | 9.4 |
| 4-door Focus | | | | | | | | |
| 1.6i 16V Zetec | LX, Ghia (15" tyre) | 165 | 9.4 (30.1) | 5.5 (51.4) | 6.9 (40.9) | 115 | 11.0 | 15.3 |
| 1.6i 16V Zetec auto | LX, Ghia (15" tyre) | 192 | 11.2 (25.2) | 6.2 (45.6) | 8.0 (35.3) | 111 | 12.2 | n/a |
| 1.8i 16V Zetec | LX, Ghia (15" tyre) | 179 | 10.2 (27.7) | 6.0 (47.1) | 7.5 (37.7) | 123 | 10.3 | 13.5 |
| 2.0i 16V Zetec | Ghia (15" tyre) | 205 | 11.6 (24.4) | 6.9 (40.9) | 8.6 (32.8) | 125 | 9.3 | 9.6 |
| 2.0i 16V Zetec auto | Ghia (15" tyre) | 222 | 13.0 (21.7) | 7.3 (38.7) | 9.4 (30.1) | 119 | 11.4 | n/a |
| 1.8 TDdi (90 PS) | LX, Ghia (15" tyre) | 144 | 7.2 (39.2) | 4.4 (64.2) | 5.4 (52.3) | 112 | 12.5 | 11.1 |
| 1.8 TDCi (100 PS) | Ghia (15" tyre) | 139 | 7.0 (40.4) | 4.2 (67.3) | 5.2 (54.3) | 115 | 11.6 | 10.0 |
| 1.8 TDCi (115 PS) | Ghia (15" tyre) | 144 | 7.2 (39.2) | 4.4 (64.2) | 5.4 (52.3) | 122 | 10.7 | 9.5 |
| 5-door Focus | | | | | | | | |
| 1.4i 16V Zetec | CL, LX (14" tyre) | 158 | 8.8 (32.1) | 5.4 (52.3) | 6.6 (42.8) | 106 | 14.4 | 16.7 |
| 1.4i 16V Zetec | CL, LX (15" tyre) | 162 | 8.9 (31.7) | 5.6 (50.4) | 6.8 (41.5) | 106 | 14.4 | 16.7 |
| 1.6i 16V Zetec | Zetec, LX, Ghia (15" tyre) | 165 | 9.4 (30.1) | 5.5 (51.4) | 6.9 (40.9) | 115 | 11.2 | 15.5 |
| 1.6i 16V Zetec | Zetec (16" tyre) | 167 | 9.5 (29.7) | 5.6 (50.4) | 7.0 (40.4) | 115 | 11.2 | 15.5 |
| 1.6i 16V Zetec | Zetec, Ghia (17" tyre) | 169 | 9.6 (29.4) | 5.7 (49.5) | 7.1 (39.8) | 115 | 11.2 | 15.5 |
| 1.6i 16V Zetec auto | Zetec, LX, Ghia (15" tyre) | 192 | 11.2 (25.2) | 6.2 (45.6) | 8.0 (35.3) | 109 | 12.1 | n/a |
| 1.8i 16V Zetec | Zetec, LX, Ghia (15" tyre) | 181 | 10.2 (27.7) | 6.0 (47.1) | 7.6 (37.2) | 123 | 10.3 | 13.5 |
| 1.8i 16V Zetec | Zetec (16" tyre) | 183 | 10.3 (27.4) | 6.1 (46.3) | 7.7 (36.7) | 123 | 10.3 | 13.5 |
| 1.8i 16V Zetec | Zetec, Ghia (17" tyre) | 185 | 10.4 (27.2) | 6.2 (45.6) | 7.8 (36.2) | 123 | 10.3 | 13.5 |
| 2.0i 16V Zetec | Zetec (16" tyre) | 209 | 11.7 (24.1) | 7.0 (40.4) | 8.8 (32.1) | 125 | 9.3 | 9.6 |
| 2.0i 16V Zetec | Ghia (15" tyre) | 207 | 11.6 (24.4) | 6.9 (40.9) | 8.7 (32.5) | 125 | 9.3 | 9.6 |
| 2.0i 16V Zetec | Zetec, Ghia (17" tyre) | 211 | 11.8 (23.9) | 7.1 (39.8) | 8.9 (31.0) | 125 | 9.3 | 9.6 |
| 2.0i 16V Zetec auto | Ghia (15" tyre) | 222 | 13.1 (21.6) | 7.3 (38.7) | 9.4 (30.1) | 117 | 11.8 | n/a |
| 2.0i 16V Duratec ST** | ST170 (17" tyre) | 218 | 12.4 (22.8) | 7.2 (39.2) | 9.1 (31.0) | 134 | 8.2 | 9.9 |
| 1.8 TDdi (90 PS) | CL (14" tyre) | 143 | 7.2 (39.2) | 4.4 (64.2) | 5.4 (52.3) | 111 | 12.4 | 11.0 |
| 1.8 TDdi (90 PS) | CL, Zetec, LX, Ghia (15" tyre) | 145 | 7.2 (39.2) | 4.5 (62.8) | 5.5 (51.4) | 111 | 12.4 | 11.0 |
| 1.8 TDdi (90 PS) | Zetec (16" tyre) | 147 | 7.3 (38.7) | 4.6 (61.4) | 5.6 (50.4) | 111 | 12.4 | 11.0 |
| 1.8 TDdi (90 PS) | Zetec, Ghia (17" tyre) | 150 | 7.4 (38.2) | 4.7 (60.1) | 5.7 (49.5) | 111 | 12.4 | 11.0 |
| 1.8 TDCi (100 PS) | Zetec, LX, Ghia (15" tyre) | 140 | 7.0 (40.4) | 4.3 (65.7) | 5.3 (53.3) | 115 | 11.6 | 10.0 |
| 1.8 TDCi (100 PS) | Zetec (16" tyre) | 142 | 7.1 (39.8) | 4.4 (64.2) | 5.4 (52.3) | 115 | 11.6 | 10.0 |
| 1.8 TDCi (100 PS) | Zetec, Ghia (17" tyre) | 145 | 7.2 (39.2) | 4.5 (62.8) | 5.5 (51.4) | 115 | 11.6 | 10.0 |
| 1.8 TDCi (115 PS) | Zetec, LX, Ghia (15" tyre) | 145 | 7.2 (39.2) | 4.5 (62.8) | 5.5 (51.4) | 122 | 10.7 | 9.5 |

Fuel and performance

| | Derivative(s) | CO ₂ emissions (g/km) ^{oo} | Fuel consumption L/100 km (mpg) ^{oo} | | | Performance ^a | | |
|-----------------------|--------------------------------|--|---|----------------|------------|--------------------------|-----------------------|-------------------------|
| | | | Urban | Extra Urban | Combined | Max. speed (mph) | 0-62 mph (secs) | 31-62 mph* (secs) |
| 1.8 TDCi (115 PS) | Zetec (16" tyre) | 147 | 7.3 (38.7) | 4.6 (61.4) | 5.6 (50.4) | 122 | 10.7 | 9.5 |
| 1.8 TDCi (115 PS) | Zetec, Ghia (17" tyre) | 150 | 7.4 (38.2) | 4.7 (60.1) | 5.7 (49.5) | 122 | 10.7 | 9.5 |
| 5-door Estate | | | | | | | | |
| 1.6i 16V Zetec | CL (14" tyre) | 163 | 9.4 (30.1) | 5.4 (52.3) | 6.8 (41.5) | 115 | 11.3 | 16.0 |
| 1.6i 16V Zetec | CL, Zetec, LX (15" tyre) | 165 | 9.4 (30.1) | 5.5 (51.4) | 6.9 (40.9) | 115 | 11.3 | 16.0 |
| 1.6i 16V Zetec | Zetec (16" tyre) | 167 | 9.5 (29.7) | 5.6 (50.4) | 7.0 (40.0) | 115 | 11.3 | 16.0 |
| 1.6i 16V Zetec | Zetec (17" tyre) | 169 | 9.6 (29.4) | 5.7 (49.5) | 7.1 (39.8) | 115 | 11.3 | 16.0 |
| 1.6i 16V Zetec auto | Zetec, LX, Ghia (15" tyre) | 200 | 11.5 (24.6) | 6.6 (42.8) | 8.4 (33.6) | 109 | 12.5 | n/a |
| 1.8i 16V Zetec | Zetec, LX, Ghia (15" tyre) | 184 | 10.4 (27.2) | 6.1 (46.3) | 7.7 (36.7) | 123 | 10.7 | 13.8 |
| 1.8i 16V Zetec | Zetec (16" tyre) | 186 | 10.5 (26.9) | 6.2 (45.6) | 7.8 (36.2) | 123 | 10.7 | 13.8 |
| 1.8i 16V Zetec | Zetec, Ghia (17" tyre) | 188 | 10.6 (26.6) | 6.3 (44.8) | 7.9 (35.7) | 123 | 10.7 | 13.8 |
| 2.0i 16V Zetec | Zetec (16" tyre) | 207 | 11.7 (24.1) | 7.0 (40.4) | 8.7 (32.5) | 125 | 9.6 | 9.7 |
| 2.0i 16V Zetec | Ghia (15" tyre) | 205 | 11.6 (24.4) | 6.9 (40.9) | 8.6 (32.8) | 125 | 9.6 | 9.7 |
| 2.0i 16V Zetec | Zetec, Ghia (17" tyre) | 209 | 11.8 (23.9) | 7.1 (39.8) | 8.8 (32.1) | 125 | 9.6 | 9.7 |
| 2.0i 16V Zetec auto | Ghia (15" tyre) | 222 | 13.1 (21.6) | 7.3 (38.7) | 9.4 (30.1) | 117 | 11.8 | n/a |
| 2.0i 16V Duratec ST** | ST170 (17" tyre) | 218 | 12.4 (22.8) | 7.2 (39.2) | 9.1 (31.0) | 133 | 9.0 | 10.2 |
| 1.8 TDdi (90 PS) | CL (14" tyre) | 143 | 7.2 (39.2) | 4.4 (64.2) | 5.4 (52.3) | 110 | 12.8 | 11.4 |
| 1.8 TDdi (90 PS) | CL, Zetec, LX, Ghia (15" tyre) | 145 | 7.2 (39.2) | 4.5 (62.8) | 5.5 (51.4) | 110 | 12.8 | 11.4 |
| 1.8 TDdi (90 PS) | Zetec (16" tyre) | 147 | 7.3 (38.7) | 4.6 (61.4) | 5.6 (50.4) | 110 | 12.8 | 11.4 |
| 1.8 TDdi (90 PS) | Zetec, Ghia (17" tyre) | 150 | 7.4 (38.2) | 4.7 (60.1) | 5.7 (49.5) | 110 | 12.8 | 11.4 |
| 1.8 TDCi (100 PS) | Zetec, LX, Ghia (15" tyre) | 140 | 7.0 (40.4) | 4.3 (65.7) | 5.3 (53.3) | 115 | 11.7 | 10.2 |
| 1.8 TDCi (100 PS) | Zetec (16" tyre) | 142 | 7.1 (39.8) | 4.4 (64.2) | 5.4 (52.3) | 115 | 11.7 | 10.2 |
| 1.8 TDCi (100 PS) | Zetec, Ghia (17" tyre) | 145 | 7.2 (39.2) | 4.5 (62.8) | 5.5 (51.4) | 115 | 11.7 | 10.2 |
| 1.8 TDCi (115 PS) | Zetec, LX, Ghia (15" tyre) | 145 | 7.2 (39.2) | 4.5 (62.8) | 5.5 (51.4) | 122 | 11.0 | 9.7 |
| 1.8 TDCi (115 PS) | Zetec (16" tyre) | 147 | 7.3 (38.7) | 4.6 (61.4) | 5.6 (50.4) | 122 | 11.0 | 9.7 |
| 1.8 TDCi (115 PS) | Zetec, Ghia (17" tyre) | 150 | 7.4 (38.2) | 4.7 (60.1) | 5.7 (49.5) | 122 | 11.0 | 9.7 |

*In 4th gear. ^aFord test figs. ^{oo}All CO₂ emissions figures in g/km and fuel consumption figures in L/100 km (mpg) are from officially approved tests in accordance with EEC Directive 93/116/EC. The CO₂ emissions and fuel consumption test figures shown in the chart do not express or imply any guarantee of the fuel consumption of a car of the class in question. All vehicles are 5-speed manual unless auto stated, **ST170 is 6-speed manual. All petrol engines are equipped with a catalytic converter. **Urban** An engine started from cold in laboratory conditions operated at varying speeds, maximum 31 mph, average 12 mph over a theoretical distance of 2.5 miles (4 km). **Extra Urban** Conducted immediately after the urban cycle, it consists of half steady speed driving and half varying speed driving, maximum 75 mph over a distance of 4.3 miles (7 km). **Combined** This is an average of the two parts of the test, weighted by the distances covered in each part.

Model availability with weights and loads

| | Kerbweights (kg)* | | | | | Gross Vehicle Mass (kg) | Max. towable mass (kg) |
|-----------------------|-------------------|-------|------|------|-------|-------------------------|------------------------|
| | CL | Zetec | LX | Ghia | ST170 | | |
| 3-door Focus | | | | | | | |
| 1.4i 16V Zetec | 1150 | | 1150 | | | 1570 | 940 |
| 1.6i 16V Zetec | | 1158 | | | | 1570 | 1200 |
| 1.6i 16V Zetec auto** | | 1188 | | | | 1595 | 1000 |
| 1.8i 16V Zetec | | 1200 | | | | 1620 | 1200 |
| 2.0i 16V Zetec | | 1217 | | | | 1640 | 1200 |
| 2.0i 16V Duratec ST* | | | | | 1283 | 1640 | 1200 |
| 1.8 TDdi (90 PS) | | 1272 | | | | 1685 | 1200 |
| 1.8 TDCi (100 PS) | | 1271 | | | | 1695 | 1200 |
| 1.8 TDCi (115 PS) | | 1279 | | | | 1695 | 1300 |
| 4-door Focus | | | | | | | |
| 1.6i 16V Zetec | | | 1175 | 1206 | | 1595 | 1200 |
| 1.6i 16V Zetec auto** | | | 1206 | 1221 | | 1620 | 1000 |
| 1.8i 16V Zetec | | | 1215 | 1234 | | 1650 | 1200 |
| 2.0i 16V Zetec | | | | 1276 | | 1670 | 1200 |
| 2.0i 16V Zetec auto** | | | | 1284 | | 1670 | 1200 |
| 1.8 TDdi (90 PS) | | | 1288 | 1321 | | 1715 | 1200 |
| 1.8 TDCi (100 PS) | | | | 1323 | | 1725 | 1200 |
| 1.8 TDCi (115 PS) | | | | 1328 | | 1725 | 1300 |
| 5-door Focus | | | | | | | |
| 1.4i 16V Zetec | 1163 | | 1163 | | | 1585 | 940 |
| 1.6i 16V Zetec | | 1171 | 1167 | 1197 | | 1590 | 1200 |
| 1.6i 16V Zetec auto** | | 1200 | 1189 | 1217 | | 1615 | 1000 |
| 1.8i 16V Zetec | | 1205 | 1195 | 1214 | | 1650 | 1200 |
| 2.0i 16V Zetec | | 1242 | | 1266 | | 1670 | 1200 |
| 2.0i 16V Zetec auto** | | | | 1280 | | 1670 | 1200 |
| 2.0i 16V Duratec ST* | | | | | 1314 | 1670 | 1200 |
| 1.8 TDdi (90 PS) | 1280 | 1286 | 1280 | 1311 | | 1710 | 1200 |
| 1.8 TDCi (100 PS) | | 1285 | 1280 | 1313 | | 1720 | 1200 |
| 1.8 TDCi (115 PS) | | 1293 | 1288 | 1318 | | 1720 | 1300 |
| 5-door Estate | | | | | | | |
| 1.6i 16V Zetec | 1180 | 1187 | 1180 | | | 1635 | 1200 |
| 1.6i 16V Zetec auto** | | 1230 | 1227 | 1263 | | 1660 | 1000 |
| 1.8i 16V Zetec | | 1246 | 1238 | 1274 | | 1695 | 1200 |
| 2.0i 16V Zetec | | 1276 | | 1303 | | 1715 | 1200 |
| 2.0i 16V Zetec auto** | | | | 1308 | | 1715 | 1200 |
| 2.0i 16V Duratec ST* | | | | | 1350 | 1715 | 1200 |
| 1.8 TDdi (90 PS) | 1295 | 1301 | 1295 | 1313 | | 1755 | 1200 |
| 1.8 TDCi (100 PS) | | 1314 | 1303 | 1331 | | 1760 | 1200 |
| 1.8 TDCi (115 PS) | | 1317 | 1311 | 1347 | | 1760 | 1300 |

*Represents the lightest kerbweight assuming the driver at 75 kg, full fluid levels and fuel levels, and subject to manufacturing tolerances and options, etc., fitted.

Optional transmission. **Note All vehicles are 5-speed manual unless auto stated, *ST170 is 6-speed manual. All petrol engines are equipped with a catalytic converter.

Towing limits quoted represent the maximum towing ability of the vehicle at its Gross Vehicle Mass to restart on a 12 per cent gradient at sea level. The performance and economy of all models will be reduced when used for towing. **Nose weight limit** is a maximum of 75 kg on all models. For further guidance, refer to the National Caravan Council's Towing Guide. **Roof rack load** is a maximum of 75 kg on all 3, 4 and 5-door models and 100 kg on estate models. When ordering heavy-duty and self-levelling suspension Gross Vehicle Mass (GVM), and therefore payload, increases by 50 kg.

Insurance groups

| | CL | Zetec | LX | Ghia | ST170 |
|---------------------|----|-------|----|------|-------|
| 1.4i 16V Zetec | 4E | | 4E | | |
| 1.6i 16V Zetec | 5E | 5E | 5E | 6E | |
| 1.6i 16V Zetec auto | | 5E | 5E | 6E | |
| 1.8i 16V Zetec | | 7E | 6E | 7E | |
| 2.0i 16V Zetec | | 8E | | 8E | |
| 2.0i 16V Zetec auto | | | | 8E | |
| 2.0i 16V Duratec ST | | | | | 15A |
| 1.8 TDdi (90 PS) | 5E | 5E | 5E | 6E | |
| 1.8 TDCi (100 PS) | | 6E | 6E | 7E | |
| 1.8 TDCi (115 PS) | | 6E | 6E | 7E | |

A = Meets security requirement for model concerned but group rating has not been affected. E = Exceeds security requirement for model concerned and group rating has been reduced.

Mechanical features

| | CL | Zetec | Zetec 2.0i | LX | Ghia | Ghia 2.0i/ 115 PS TDCi | ST170 |
|--|----|-------|------------|----|------|---------------------------|-------|
| Brakes | | | | | | | |
| Diagonally-split brakes with dual-line servo-assistance and ventilated front discs | ● | ● | ● | ● | ● | ● | ● |
| Rear brakes – Drums | ● | ● | | ● | ● | | |
| Rear brakes – Discs | | | ● | | | ● | ● |
| Anti-lock brakes (ABS) with rear discs (TDCi estate only) | | ● | | ● | ● | ● | |
| Anti-lock brakes (ABS) with traction control system (TCS) | | | ● | | | ● | ● |
| Electronic Stability Programme (ESP) (Petrol engines only. Not available on 1.4i) | ○ | ○ | ○ | ○ | ○ | ○ | ○ |
| Fuel tank | | | | | | | |
| 55 litres (useable capacity) (52.7 litres on diesels) | ● | ● | ● | ● | ● | ● | ● |
| Fuel cut-off – Inertia switch (petrol only) | ● | ● | ● | ● | ● | ● | ● |
| Steering | | | | | | | |
| Power-assisted rack-and-pinion steering | ● | ● | ● | ● | ● | ● | ● |
| Suspension and body | | | | | | | |
| Front suspension – Independent with MacPherson struts, angled coil/spring damper units and lower A-arms, anti-roll bar | ● | ● | ● | ● | ● | ● | ● |
| Rear suspension – Independent Control Blade multi-link system, anti-roll bar | ● | ● | ● | ● | ● | ● | ● |
| Sports suspension | | ● | ● | | | | ● |
| Suspension – Self-levelling including heavy-duty and anti-lock brakes (estates only) | ○ | ○ | ○ | ○ | ○ | ○ | ● |
| Turning circle | | | | | | | |
| Wall to wall 10.9 m | ● | ● | ● | ● | ● | ● | ● |

● = Standard ○ = Option, at extra cost.



Safety and security

A combination of strategically positioned intelligent sensors supply vital information to the central processing unit at the heart of the Advanced Restraint System. In the event of an accident, it will assess the severity of an impact and activate the appropriate safety systems in a split second, providing optimum passenger protection. Key features of the system include dual-stage driver's and front passenger's airbags, front seat belt pre-tensioners and load-limiting front seat belt retractors. Anti-submarining front seats are fitted, and other confidence-building features include a fuel shut-off switch on petrol engine models. The advanced Electronic Stability Programme (ESP) is optionally available to help maintain control under unexpected driving conditions



Crumple zones

Energy-absorbing crumple zones help to minimise the effect of a collision. Side pushers in the doors dissipate crash energy while side impact beams help to reduce intrusion. Ford Focus was awarded the four-star Euro NCAP rating for front and side impact safety.

Safety and security features

| | CL | Zetec | Zetec 2.0i | LX | Ghia | Ghia 2.0i/ 115 PS TDCi | ST170 |
|--|----|-------|------------|----|------|---------------------------|-------|
| Advanced Restraint System (ARS) | ● | ● | ● | ● | ● | ● | ● |
| Airbags – Driver's and front passenger's* | ● | ● | ● | ● | ● | ● | ● |
| Airbag – Delete passenger's airbag | ●+ | ●+ | ●+ | ●+ | ●+ | ●+ | |
| Airbag – Front side impact airbags* (TDCi only on estates) | | ○ | ○ | ○ | ○ | ○ | ● |
| Side impact door beams, front and rear. Steel safety cage | ● | ● | ● | ● | ● | ● | ● |
| Immobiliser – Safeguard Passive Anti-Theft System (PATs) | ● | ● | ● | ● | ● | ● | ● |
| Alarm – Interior scan and perimeter (not available on 3-door) | ○ | ○ | ○ | ○ | ○ | ○ | |
| Alarm – Interior scan and perimeter (CAT 1 Thatcham approved) | | | | | | | ● |
| Alarm – Perimeter (3-door only) | ○ | ○ | ○ | ○ | | | |
| Locks – High-security, anti-burst, shielded with strengthened mountings and childproof locks on rear doors | ● | ● | ● | ● | ● | ● | ● |
| Locks – Central locking | ● | | | | | | |
| Locks – Remote central/double locking | | ● | ● | ● | ● | ● | ● |
| Locking fuel filler door | ● | ● | ● | ● | ● | ● | ● |
| Vehicle Identification Number (VIN) – Visible | ● | ● | ● | ● | ● | ● | ● |

● = Standard ○ = Optional, at extra cost ●+ = No cost option. *Note: A rear-facing child seat should never be placed in the front passenger seat when the Ford vehicle is equipped with a front passenger's or side airbags.



Finance and services

Across the UK, a dedicated network of Ford Dealers is equipped and trained to meet the needs of today's drivers. Because of our coveted reputation for quality and reliability, from the moment your new vehicle leaves the showroom, you are assured of lasting, attentive service in many ways. Ford not only cares through Dealers, we also offer a variety of finance and leasing schemes to suit the needs of both the private and business customer. With our wide choice of plans and services no one is more committed to delivering complete motoring confidence and total peace of mind than Ford

FordCredit

As part of Ford Motor Company, Ford Credit offers convenient and competitive financial services to Ford customers. Choose, try, finance and insure your Ford – without having to leave the showroom.

Ford Options Ford Options is the flexible way to finance your Ford. At the end of the agreement, choose which option suits you best – own the vehicle, return it or choose a new one.

Ford Acquire Ford Acquire is a simple method of vehicle finance for private customers. Convenient to arrange, and with flexible terms to suit your needs, owning your Ford has never been so easy.

Ford Business Partner As a specialist division of Ford Credit dedicated to partnering businesses, Ford Business Partner will work with you to achieve a complete transport solution.

Ford Insure Ford Insure offers a wide range of competitive insurance products for you and your Ford, including Payment Protection* to protect your investment and provide worry-free motoring.

Buy a Ford and receive Driveaway Cover** free from the moment of purchase.

What's the next step? Your local Ford Dealer will be pleased to help if you have any further queries and advise you of current special promotions.

To find your local Ford Dealer, please call 0845 7111 888.

You can also obtain a personalised quotation for the finance plan of your choice.

Services

Company Car Drivers Talkback – the company car drivers' club offers members extended test drives, tax and buying advice as well as special offers and invitations to special driver events. To join, log on to www.talkbackclub.com or call 0845 605 55 66 – it's free and you don't even have to drive a Ford.

Ford Mobility MAGIC (Mobility and General Information Centre) is a Ford-dedicated care centre created to provide free and comprehensive information on all motoring and mobility issues to anyone requiring such assistance. MAGIC has many special offers for HRDLA recipients, or Motability scheme users, call free on 0800 240 241.

Ford Protect Every new Ford car sold is protected by 12 months' unlimited mileage manufacturer's warranty, plus the option of extending this warranty with a no-cost 3-year/60,000 miles Ford Protect Plan. Upgrades are also available, giving you the option of worry-free motoring for up to 5 years.

Ford Journey For a straightforward, quick and worry-free way to buy a new Ford online, visit www.fordjourney.com. Offering you access to the widest selection of new Ford cars available on the Internet, and fast delivery, Ford Journey puts you in control.

Ford Rapid Fit The national fast-fit network backed by Ford, offering you the convenience of a 'no-appointment-necessary, while-you-wait' service covering tyres, exhausts, brakes, batteries and much more. There are over 300 sites nationwide.

Ford Accident Repair Centres If your Ford is involved in an accident, your Ford Dealer is best placed to return it to its pre-accident condition. Dealerships displaying the Ford Accident Repair Centre sign all meet the rigorous customer service and repair quality standards laid down by Ford, and offer a three-year repair guarantee.

Ford Customer Relationship Centre In the unlikely event that your Ford Dealer can't help you or you need to speak to Ford directly, the Ford Customer Relationship Centre is just a phone call away. Call local rate 0845 841 1111.

Ford Rental – local service nationwide Providing quality car and van rental from Ford's latest model range. For further information contact your local Ford Dealer.

Alternatively, why not visit us online at www.fordcredit.co.uk

Finance subject to status and conditions, to over 18s only. Guarantees/Indemnities may be required. Written quotations available on request. Freepost Ford Credit. Correct at the time of going to print. Contact your Dealer for terms and conditions. Ford Insure is underwritten by Norwich Union Insurance Limited, registered in England no. 99122. Member of the General Insurance Standards Council. Registered office at 8 Surrey Street, Norwich NR1 3NG. For our joint protection, calls may be recorded or monitored. *Please refer to Payment Protection policy booklet for full details of the benefits and exclusions. **Excesses apply. Please refer to Summary of Cover for details. Maximum 5 vehicles. Not available in conjunction with any other promotion.



32 A wide range of durable, high-quality options enables you to add individual emphasis to your Ford Focus. Features like a bodystyling kit, rear spoiler and 17-inch 7-spoke alloy wheels add extra sporty style. Other items such as a detachable tow bar, and roof rails with adjustable crossbars, increase the level of functionality.

Features and colours

Designed for the real world and engineered for comfort and practicality, Ford**Focus** is a remarkably easy car to live with. The quiet smoothness of the cabin environment, which matches that of many larger saloons, is partly a result of the stiffness of the bodyshell, as well as the innovative Control Blade rear suspension. These and other advanced design features enable enhanced ride comfort and handling, while power steering adds convenience without losing accuracy

Standard and optional wheels



*Not available before December 2002. **Only available with bodystyling kit.

Wheel availability

| | CL | Zetec | Zetec 2.0i | LX | Ghia | Ghia 2.0i/ 115 PS TDCi | ST170 |
|--|----|-------|------------|----|------|---------------------------|-------|
| 5½x14" steel with 5-spoke wheelcovers and 185/65 Rx14 tyres (1.4i only on LX) | ● | | | ● | | | |
| 6x15" 5x2-spoke alloy with 195/60 Rx15 tyres | | ● | | | | | |
| 6x15" 8x2-spoke alloy with 195/60 Rx15 tyres (not available on 1.4i) | | | | ● | | | |
| 6x15" 12-spoke alloy with 195/60 Rx15 tyres | | | | | ● | ● | |
| 6x15" 6-spoke star design alloy with 195/60 Rx15 tyres | ○ | | | ○ | | | |
| 6½x16" 5x2-spoke alloy with 205/50 Rx16 tyres (not available on 1.6i auto) | | ○ | ● | | | | |
| 7x17" 7-spoke alloy with 215/40 Rx17 tyres (not available on 1.6i auto, and on Ghia 4-door and Ghia 2.0i auto). (Not available before December 2002) | | ○ | ○ | | ○ | ○ | |
| 7x17" 15-spoke alloy with 215/45 Rx17 low-profile tyres | | | | | | | ● |
| Mini 'space saver' steel spare (mini alloy on ST170) | ● | ● | ● | ● | ● | ● | ● |
| Full-size steel spare | ○ | ○ | ○ | ○ | ○ | ○ | ○ |

● = Standard ○ = Option, at extra cost.

Personalise your Ford**Focus** with

33

p33 Wheels p34 Exterior features p35 Audio and communications p36 Interior features p38 Trim and body colours



Xenon headlights stylishly and efficiently provide outstanding levels of illumination.



Park Assist sensors located in the rear bumper help the driver to safely judge parking distances by means of an audible warning.



Electrically-operated sunroof with global closing, slides shut when operated by either locking the door or using the key fob.

Exterior features

| | CL | Zetec | Zetec 2.0i | LX | Ghia | Ghia 2.0i/ 115 PS TDCi | ST170 |
|--|----|-------|------------|----|------|---------------------------|-------|
| Styling | | | | | | | |
| Bodyside mouldings – Black | ● | ● | ● | ● | | | |
| Bodyside mouldings – Body colour | | | | | ● | ● | ● |
| Bodystyling kit – Partial dress-up (rear spoiler, stainless steel grille, chrome exhaust (petrol only), 15" 3x2-spoke alloy wheels | | ○ | | | | | |
| Bumpers – Body colour | ● | ● | ● | ● | ● | ● | ● |
| Door handles – Body colour | | | | | ● | ● | ● |
| Exhaust – 70 mm with muffler and chrome finish | | | | | | | ● |
| Metallic paint | ○ | ○ | ○ | ○ | ○ | ○ | ○ |
| Radiator grille – Black, mesh | ● | ● | ● | ● | ● | ● | ● |
| Radiator grille – Body colour surround | | | | | ● | ● | ● |
| Spoiler – Rear, tailgate-mounted | | ○ | ○ | | | | ○ |
| Functional | | | | | | | |
| Door mirrors – Manual internal control, body colour housings, manual fold back | ● | ● | | ● | | | |
| Door mirrors – Electrically-operated and heated, body colour housings (not available on 1.4i LX) | | | ● | ○ | ● | ● | ● |
| Heated rear window | ● | ● | ● | ● | ● | ● | ● |
| Heated windscreen – 'Quickclear' – with heated washer jets | ○ | ○ | ● | ● | ● | ● | |
| Electronic boot release | ● | ● | ● | ● | ● | ● | ● |
| Park Assist – Rear sensors | ○ | ○ | ○ | ○ | ○ | ○ | ○ |
| Roof rails (estate only) | ● | ● | ● | ● | ● | ● | ● |
| Tow bar – Fixed (not available with Park Assist) | ○ | ○ | ○ | ○ | ○ | ○ | |
| Tow bar – Detachable (not available with Park Assist) | ○ | ○ | ○ | ○ | ○ | ○ | |
| Wipers – Front, two-speed plus intermittent with electric wash | ● | ● | ● | ● | | | |
| Wipers – Front, two-speed plus variable interval intermittent with electric wash | | | | | ● | ● | ● |
| Wipers – Tailgate wiper, intermittent with electric wash (not 4-door) | ● | ● | ● | ● | ● | ● | ● |
| Lights | | | | | | | |
| Front fog lights | | ● | ● | | ● | ● | ● |
| Rear fog light, reversing light, high-mounted rear brake light | ● | ● | ● | ● | ● | ● | ● |
| High Intensity Discharge (HID) xenon headlights with automatic headlight levelling and washer jets | | ○ | ○ | | ○ | ○ | |

● = Standard ○ = Option, at extra cost.

Interior features

Ford Focus was, literally, designed from the inside out, with the objective of providing maximum comfort and space for five adults, along with room for four large suitcases to lie flat in the luggage compartment.

Tall, wide-opening doors and a higher seating position aid entry and exit, and to keep everyone relaxed and fresh, a dust and pollen micro-fibre filter is standard.

In-car communications

The Ford Focus range is available with a wide choice of audio systems, some of which incorporate a cassette or CD autochanger. All audio units incorporate the Radio Data System (RDS), which can automatically cut in with essential traffic news. They also have a security 'Keycode' and a detachable front bezel to deter theft. A radio navigation system is also available to help you find your way to even the most obscure destinations.



Model 6000N RDS EON with remote column-mounted controls, removable control panel, 'Keycode' anti-theft coding, 4 speakers.



Model 6006N RDS/EON radio/CD player – four-channel AM/FM radio with 24 presets, electronic search facilities and a 6-disc CD autochanger. Peak output is 4 x 48 watts.



Blaupunkt radio navigation system provides visual and spoken directions to your selected destination and features a colour screen.

Audio and communication systems

| | CL | Zetec | Zetec 2.0i | LX | Ghia | Ghia 2.0i/ 115 PS TDCi | ST170 |
|---|----|-------|------------|----|------|---------------------------|-------|
| Stereo radio/cassette – Model 4000N RDS with removable control panel, 'Keycode' anti-theft coding, 4 speakers | ● | | | | | | |
| Stereo radio/cassette – Model 5000N RDS EON with remote column-mounted controls, removable control panel, 'Keycode' anti-theft coding, 4 speakers (1.4i only) | | | | ● | | | |
| Stereo radio/CD – Model 6000N RDS EON with remote column-mounted controls, removable control panel, 'Keycode' anti-theft coding, 4 speakers (not available on LX 1.4i) | | ● | | ● | ● | | |
| Stereo radio/CD – Model 6006N RDS EON, 6-disc in-dash mounted CD autochanger with remote column-mounted controls, removable control panel, 'Keycode' anti-theft coding, 4 speakers (not available on LX 1.4i) | | ○ | ● | ○ | ○ | ● | ● |
| Radio navigation system – Monochrome display and underseat CD autochanger (not available on LX 1.4i) | | ○ | ○ | ○ | ○ | ○ | |

● = Standard ○ = Option, at extra cost.



The **Interior Versatility Pack** combines several features to enhance comfort, safety and convenience.



Air conditioning with Electronic Automatic Temperature Control is standard on Ghia 2.0i/115 PS TDCi.



Electrically-operated front and rear windows feature 'bounce-back' sensors for safety.

Interior features

| | CL | Zetec | Zetec 2.0i | LX | Ghia | Ghia 2.0i/ 115 PS TDCi | ST170 |
|--|----|-------|------------|----|------|---------------------------|-------|
| Comfort and convenience | | | | | | | |
| Accessory socket/stowage tray | ● | ● | ● | ● | ● | ● | ● |
| Air recirculation switch | ● | ● | ● | ● | ● | ● | ● |
| Air conditioning – CFC-free (optional on LX 1.4i) | ○ | ○ | ● | ● | ● | ● | ● |
| Air conditioning – CFC-free with Electronic Automatic Temperature Control (EATC) (includes trip computer) | ○ | ○ | ○ | ○ | ○ | ● | ● |
| Centre console – Front cup holders, pen holder, rear heating ducts and rear power point | ● | ● | ● | ● | ● | ● | ● |
| Clock – Digital | ● | ● | ● | ● | ● | ● | ● |
| Courtesy light – Centre-mounted with theatre-style dimming and delayed switch-off | ● | ● | ● | ● | ● | ● | ● |
| Courtesy lights – Two map lights, front footwell light and rear courtesy light | ● | ● | ● | ● | ● | ● | ● |
| Grab handles – Front and rear folding with rear coat hooks | ● | ● | ● | ● | ● | ● | ● |
| Sunroof – Electrically-operated | ○ | ○ | ○ | ○ | ○ | ○ | ○ |
| Sunvisors – Driver's and passenger's with mirror and cover, and on Ghia and ST170, illuminated | ● | ● | ● | ● | ● | ● | ● |
| Windows – Front, electrically-operated with one-shot lowering on driver's side | ● | ● | ● | ● | ● | ● | ● |
| Windows – Rear, electrically-operated with global open and close feature (5-door and estate only on ST170) | ● | ● | ● | ● | ● | ● | ● |
| Seat and seat belts | | | | | | | |
| Front seat – Driver's manual height adjustment | ● | ● | ● | ● | ● | ● | ● |
| Front seat – Driver's power height adjustment | ● | ● | ● | ● | ● | ● | ● |
| Front seat – Driver's lumbar adjustment | ● | ● | ● | ● | ● | ● | ● |
| Front seats – Anti-submarining, fully reclining with height-adjustable head restraints | ● | ● | ● | ● | ● | ● | ● |
| Front seats – Tipping (3-door only) | ● | ● | ● | ● | ● | ● | ● |
| Front seats – Sports-style | ● | ● | ● | ● | ● | ● | ● |
| Front seat – Driver's armrest | ● | ● | ● | ● | ● | ● | ● |
| Rear seat – 60:40 split back and cushion with two height adjustable head restraints and headrest stowage | ● | ● | ● | ● | ● | ● | ● |
| Rear seat – Centre third rear head restraint | ● | ● | ● | ● | ● | ● | ● |
| Rear seat – Folding centre armrest | ● | ● | ● | ● | ● | ● | ● |
| Seat belts – Front, inertia reel, with grabbers, pre-tensioners and height-adjustable mounts. Rear, three inertia reel, lap and diagonal | ● | ● | ● | ● | ● | ● | ● |

Interior features

| | CL | Zetec | Zetec 2.0i | LX | Ghia | Ghia 2.0i/ 115 PS TDCi | ST170 |
|--|----|-------|------------|----|------|---------------------------|-------|
| Carpet and trim | | | | | | | |
| Carpet floor mats | | | | | ● | ● | ● |
| Gear lever knob – Medium grey metallic | | ● | ● | | | | |
| Gear lever knob – Leather with chrome surround (chrome button on auto) | | | | | ● | ● | |
| Gear lever knob – Aluminium | | | | | | | ● |
| Centre stack bezel – Titanium-effect grey | | ● | ● | ● | | | |
| Centre stack bezel – Meteor grey | | | | | | | ● |
| Aluminium pedal covers | | | | | | | ● |
| Titanium-effect grey door trim inserts | | ● | ● | | | | |
| Black Cordia dark wood-effect door trim inserts, centre console bezel and console top plate | | | | | ● | ● | |
| Scuff plates – Front, bright with Ghia script | | | | | ● | ● | |
| Scuff plates – Front, bright with unique 'ST' logo | | | | | | | ● |
| Instruments and controls | | | | | | | |
| Instrument cluster – Black dials with orange pointers | ● | | | ● | ● | ● | |
| Instrument cluster – Grey metallic dials with red pointers | | ● | ● | | | | |
| Instrument cluster – Unique electro-luminescent dials | | | | | | | ● |
| Headlight levelling control | ● | ● | ● | ● | ● | ● | ● |
| Trip computer – Fuel computer, ambient temperature display, low temperature warning lights and low windscreen wash indicator | | | | | | ● | |
| Warning indicators for glow plugs on (diesel only), brake system, airbags, door ajar, low fuel level and 'lights on' warning alarm | ● | ● | ● | ● | ● | ● | ● |
| Illuminated heater controls – 4-speed fan, pollen filter. Four MicronAir filtered vents with temperature and direction control. Windscreen defrost vents including wiper park defrost capability | ● | ● | ● | ● | ● | ● | ● |
| Cruise control (2.0i only) | | | | | | ○ | |
| Steering column – Reach and rake adjustable | ● | ● | ● | ● | ● | ● | ● |
| Steering wheel – Leather-trimmed | | ● | ● | | ● | ● | ● |
| Luggage compartment | | | | | | | |
| Courtesy light | ● | ● | ● | ● | ● | ● | ● |
| Luggage net (estate only) | | | | | ● | ● | ● |
| Tie-down hooks | ● | ● | ● | ● | ● | ● | ● |
| Tonneau cover (estate only) | ● | ● | ● | ● | ● | ● | ● |

● = Standard ○ = Option, at extra cost.

Option packs

| | CL | Zetec | Zetec 2.0i | LX | Ghia | Ghia 2.0i/ 115 PS TDCi | ST170 |
|---|----|-------|------------|----|------|---------------------------|-------|
| Climate Pack – CFC-free air conditioning, heated windscreen – 'Quickclear' – with heated washer jets and electrically-operated and heated door mirrors | ○ | ○ | | | | | |
| Comfort Pack – CFC-free air conditioning with Electronic Automatic Temperature Control (EATC), heated windscreen – 'Quickclear' – with heated washer jets and xenon headlights | | | | | | | ○ |
| Custom Pack – Recaro seats with leather trim, heated front seats, metallic paint and 9006 Audiophile sound system with 6-disc in-dash-mounted CD autochanger, fully equalised with DSP, occupancy mode, boot-mounted subwoofer and front door tweeters (not available on estates) | | | | | | | ○ |
| Interior Versatility Pack – Fold-flat front passenger's seat, double map pocket on driver's seat, kangaroo pockets on front and rear centre seats, 40/20/40 split-fold rear seat with centre armrest stowage, comfort head restraints (not driver's or centre rear), centre rear head restraint, reversible loadspace carpet. In addition on 5-door: Package tray with stowage net and storage box, stowage nets in loadspace sidewalls and on estate: Loadspace carrier roller net (5-door and estate only with Midnight Black fabric interior trim) | | ○ | ○ | ○ | ○ | ○ | |
| Reflex Pack – Anti-lock brakes, traction control and front side impact airbags (not available on TDCi estates)* | ○ | ○ | | ○ | ○ | | |
| Smokers' Pack – Ashtray and lighter replace stowage tray and power point | ○ | ○ | ○ | ○ | ○ | ○ | ○ |
| Styling Pack – Leather trim, heated front seats and metallic paint | | ○ | ○ | | ○ | ○ | |

○ = Optional, at extra cost *Note: A rear-facing child seat should never be placed in the front passenger seat when the Ford vehicle is equipped with a front passenger's or side airbags.

Trim colours



Trim and body colour availability

| Model | CL | Zetec | | LX | Ghia | | ST170 | |
|-------------------------------|-------|-----------|-------------------|--------|--------|-------------------|------------------------------|---------------------------|
| Seat trim | Intro | Harlequin | Embossed leather* | Martre | Bussac | Embossed leather* | Blue Waffle/ Partial leather | Recaro/ Embossed leather* |
| Solid body colours | | | | | | | | |
| Blue Print | B | B | B | B | B | B | B | |
| Diamond White | B | B | B | B/S | B/S | B/L | | |
| Colorado Red | B | B | B | B | B | B | | |
| Metallic body colours* | | | | | | | | |
| Metropolis Blue | B | B | B | B/S | B/S | B/L | | |
| Machine Silver | B | B | B | B/S | B/S | B/L | | |
| Magnum Grey | B | B | B | B/S | B/S | B/L | B | B |
| Neptune Green | B | B | B | B/S | B/S | B/L | | |
| Moondust Silver | B | B | B | B/S | B/S | B/L | B | B |
| Panther Black | B | B | B | B/S | B/S | B/L | B | B |
| Pepper Red | B | B | B | B/S | B/S | B/L | | |
| Ink Blue | B | B | B | B/S | B/S | B/L | | |
| Vitro | B | B | B | B/S | B/S | B/L | | |

Interior trim colour B – Midnight Black, S – Medium Light Stone, L – Light Stone, / – Choice of colour. *Metallic paint and embossed leather trim are optional at extra cost. Recaro leather is only available with Custom Pack.

Body colours

| | | | |
|--|---|--|---|
|  |  |  |  |
| Panther Black* Metallic body colour | Pepper Red* Metallic body colour | Ink Blue* Metallic body colour | Blue Print Solid body colour |
|  |  |  |  |
| Vitro* Metallic body colour | Machine Silver* Metallic body colour | Metropolis Blue* Metallic body colour | Diamond White Solid body colour |
|  |  |  |  |
| Neptune Green* Metallic body colour | Moondust Silver* Metallic body colour | Magnum Grey* Metallic body colour | Colorado Red Solid body colour |



Germany's most dependable car:
A 3-year-old European Ford.



BY APPOINTMENT TO
HER MAJESTY THE QUEEN
FORD MOTOR COMPANY LIMITED
BRENTWOOD, ESSEX



BY APPOINTMENT TO
HIS MAJESTY THE QUEEN
FORD MOTOR COMPANY LIMITED
BRENTWOOD, ESSEX



BY APPOINTMENT TO
ROYAL THE PRINCE OF WALES
FORD MOTOR COMPANY LIMITED
BRENTWOOD, ESSEX

Ford Focus wins for Europe

The German TÜV, an authoritative industry body, controlling and approving quality standards of industrial and consumer products, declared the Ford Focus the industry leader in reliability for cars between one and three years old, in their 'Auto Report 2002'.

The Ford Focus is the first German-built car to secure this coveted No.1 position since 1987.

"The **chassis remains superlative**, with steering feedback that would **shame a sports car** and an ability to soak up bumps that **verges on the unbelievable**." Auto Express Awards, 2002

"... a car which **impresses** every time you climb aboard ..."

Auto Express Awards, 2002

"... engine is so **quiet** and **smooth** ..." Auto Express Awards, 2002

Dealer

Published by Ford Motor Company Limited,
Brentwood, Essex, England.
Registered in England No. 235446.

FA 1335/9
BJN 17537.
PN 272507/0209/700m/GB
September 2002.
© Ford Motor Company Limited.

www.ford.co.uk

The Government fuel figures do not express or imply any guarantee of the fuel consumption of any particular car. The cars themselves have not been tested and there are inevitably differences between individual cars of the same model. In addition, a car may incorporate particular modifications. Furthermore, the driver's style and road and traffic conditions, as well as the extent to which the car has been driven and the standard of maintenance, will affect its fuel consumption. **Insurance groups** are only as recommended by the Association of British Insurers. You should always consult your insurance adviser for confirmation. **Illustrations, descriptions and specifications.** This catalogue was correct at the time of going to print. However, Ford policy is one of continuous product development. The right is reserved to change specifications, colours and prices of the models and items illustrated and described in this publication at any time. For the latest details always consult your Ford Dealer. **Optional equipment.** Throughout this publication, wherever a feature is described as being an 'Option' or 'Optional Fitment/Pack', etc., you should assume that it will be at extra cost to the base vehicle, unless specifically stated to the contrary. All models and colour combinations are subject to availability.

Designed for living. Engineered to last

