

ford**focus**

**FILE COPY - DO NOT  
REMOVE**







# expect**more** from life

Modern life. It's a digital-virtual-online-interactive-ever-expanding world of choice. As consumers, we are faced with more choice than ever before, with less quality time on our hands to make a considered decision.

So, to make the most of life it helps to be able to clearly see why one product has advantages over another. This is why we now invite you to consider the Ford Focus.

Its design, engineering and innovative thinking have already made it an award winner around the world.

It doesn't take long to discover that, with Ford Focus, you can expect more.

<b>dynamic control</b>	<b>4</b>
<b>advanced protection</b>	<b>6</b>
<b>engine technology</b>	<b>8</b>
<b>inviting space</b>	<b>10</b>
<b>ford focus CL</b>	<b>12</b>
<b>ford focus zetec</b>	<b>14</b>
<b>ford focus LX</b>	<b>16</b>
<b>ford focus ghia</b>	<b>18</b>
<b>personal preference</b>	<b>22</b>
<b>extreme durability</b>	<b>24</b>
<b>taking responsibility</b>	<b>26</b>
<b>the right atmosphere</b>	<b>28</b>
<b>ford credit</b>	<b>29</b>
<b>technical data</b>	<b>30</b>
<b>specifications</b>	<b>32</b>
<b>colour and trim</b>	<b>34</b>

# dynamic **control**

Driving dynamics refers to the relationship between the car and the road.

Under variable conditions, how much 'dynamic control' you achieve determines the level of safety, comfort and enjoyment you experience. The Ford Focus sets class-leading standards for driving dynamics, thanks to its unique Control Blade independent rear suspension. This, together with MacPherson strut front suspension and a fine-tuned chassis, deliver enhanced roadholding and a smoother ride. Precise low-friction steering adds to the feeling of confidence and control.



## independent rear suspension

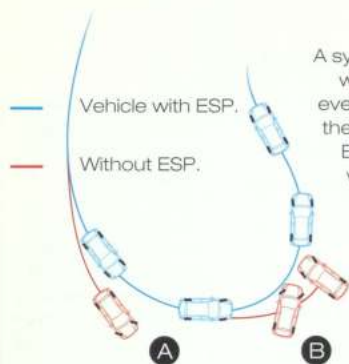
The ingenious Control Blade independent rear suspension makes extensive use of pressed-steel components to reduce unsprung weight, while offering enhanced levels of roadholding.



## low-friction steering

The finely-tuned suspension and low-friction steering are designed to deliver new levels of comfort and balance. This precision engineering helps generate a feeling of great steering agility by giving a positive feel, with steering effort proportional to response.





A system of sensors monitors steering wheel movements, road speed and even sideways travel of the car. When these forces threaten a skid or a spin, ESP makes corrections to individual wheels to help stabilise the car and optimise roadholding.

## anti-lock braking and traction control

The four-channel ABS is designed to apply and release the brakes up to 12 times per second to help maintain optimum braking effect without loss of steering. Traction control delivers low-speed brake intervention coupled with a cut in engine power.



Model shown is Zetec 2.0i

## electronic stability programme

The Electronic Stability Programme (ESP) is a revolution in driving. Available exclusively on the Ford Focus 2.0 Zetec, ESP works as an extension of TCS and ABS to maintain stability as the car reaches its outer limits. The system interacts between the driver and dynamic control systems to help restore stability if it senses that the front or rear wheels are about to slide.




# advanced **protection**

The Ford Focus has a 'total car' approach to safety and security, with advanced, all-round protection. Ford's unrivalled computing power has been utilised in the design of many safety elements. As well as passing Ford's own crash standards, which exceed all existing and proposed legislation, the Ford Focus was awarded the maximum four-star Euro NCAP (European New Car Assessment Programme) rating for front and side impact safety. From active safety features that help you avoid accidents, to the latest in high security technology, Ford Focus is designed to give you peace of mind.

## **3-point centre rear seat belt**

The lap-and-shoulder rear centre seat belt allows the installation of a child safety seat, making it possible to fit a child safety seat into any of the three rear seat positions.



Vehicle shown is for illustrative purposes only

## **safety cell**

Ultra-stiff body structure and energy-absorbing crumple zones help to minimise the effects of a collision on the passenger compartment.



## **fuel shut-off switch**

On petrol engine models, abrupt changes in vehicle speed prompt an immediate fuel feed cut off.

## **front seat belt pre-tensioners**

The pre-tensioners remove the slack from the webbing and pull you securely into the seat.



**side pushers**

Located between the outer door and the interior trim, moulded foam pushers help to reduce potential injury by spreading crash energy over a wider area.

**front airbags**

Driver and front passenger's airbags\* act in harmony with the vehicle structure to provide maximum protection within 50 milliseconds of an impact.

**side airbags**


Optional head and chest side airbags\* act as a barrier between the occupant and the side of the vehicle to cushion side impact forces.

**visible VIN**

Every Ford Focus has its own visible Vehicle Identification Number (VIN) at the bottom edge of the windscreen, making it very difficult for the vehicle's true identity to be changed or interfered with.

**key-operated bonnet release**

Makes unauthorised access to the engine compartment even more difficult.

**front seat belt retractors**

Load-limiting retractors pay out the seat belt progressively, limiting potential chest injury.

**high-security locks**

These locks incorporate shrouded mechanisms and wiring which help to deter forced entry.

**double locking doors**

This two-stage central/double locking system – operated by either of the front doors – is linked to the central locking and

remote-control facility. Once the double locks have been set, only the key or remote button can release the locks again.

**remote central locking**

Remote central locking/unlocking operates within a 10-metre range.

**side impact beams**

Located within the door cavity, high-tensile boron steel-alloy beams help minimise side intrusion.

\* Note: A rear-facing child seat should never be placed in the front passenger seat when the Ford vehicle is equipped with a front passenger's or side airbags.




# engine **technology**

Advanced engine technology defines the Ford Focus. The current line-up is the most sophisticated yet in terms of smoothness and refinement.

The three 16-valve petrol engines are lightweight and economical, yet deliver outstanding levels of low-speed torque for flexible, responsive power.

The 1.8-litre direct injection turbo diesel engine, developed specifically for Ford Focus, also makes the most of its power, with smooth torque delivery and running characteristics.

All engines require scheduled servicing at 12,000-mile intervals only. In every way, these engines maximise the free-revving performance that makes the Ford Focus such a joy to drive.

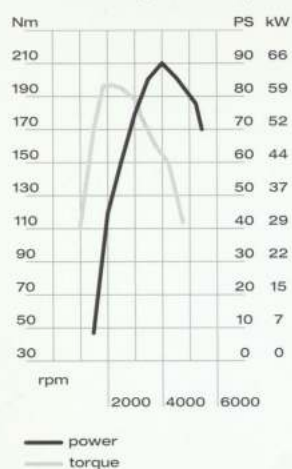


## the 1.8-litre turbo diesel engine

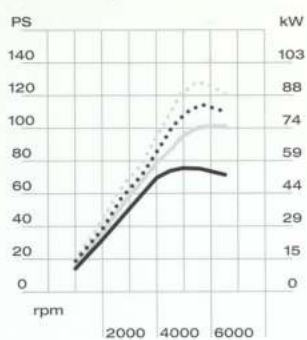
The 1.8-litre diesel engine features a turbocharger and direct fuel injection for enhanced performance, greater fuel economy and reduced emissions.




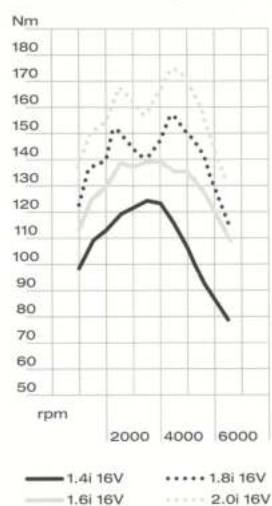
### 1.8 TDdi (90 PS)



### Zetec power



### Zetec torque



### manual transmission

The manual transmission system has a low-inertia hydraulic clutch with a cable-operated gearshift. This combination delivers superior precision, greater durability and a smoother, quieter and more refined drive.

### automatic transmission

Electronic Shift Control is a new-generation 'smart' transmission managed by the race-developed powertrain control module. This sophisticated automatic transmission features an overdrive top and lock-up torque converter. Fuel economy and performance are excellent, and the gearshift quality and speed of response set new class standards.





# inviting space

Inside the Ford Focus, every feature unites to create a strong sense of well-being. Its design is based around three key elements: space, comfort and versatility. Fundamental to its design is its long wheelbase, with all four wheels aligned at the outer corners. This maximises interior space, allowing the full expression of the ergonomic design.

Practical and spacious, Ford Focus is remarkably easy to live with. A cleverly constructed and comforting environment that makes you feel instantly at ease.

Vehicles shown feature optional equipment



**biggest interior space in its class** is the result of the higher seating positions and a large window glass area which provides a clear view of the road ahead – a 'command' driving position.

**ergonomics** include the placing of the air conditioning and heater controls below the more frequently-used audio controls.





## designed from the inside out



The Ford Focus was created around a new generation of customers who expect more than ever before from their car. It was literally designed from the inside out to accommodate a broad range of occupant sizes. Tall, wide-opening doors make entry and exit remarkably easy. Elevated front seats with widely spaced seat runners give more front and rear leg room, and a high roofline delivers best-in-class headroom.



## intelligent use of space

A new 60:40 split rear seatbase allows the rear seats to fold flat, offering flexible loadspace and seating combinations. Unrestricted access to the loadspace is also made possible by the design of the compact Control Blade rear suspension, a high-opening tailgate or bootlid and a low sill on all models.





# ford**focus** CL

You want a new car, pure and simple. Wouldn't it be good to find a car that really excites you, a car that isn't just new but is also different? The Ford Focus CL is just such a car. What sets it apart is a surprisingly full specification for its price. Features that incorporate advanced technology. Safety provision way beyond the expected. A responsive driving experience.

The Ford Focus CL has every essential element and all the style of the Ford Focus range. It is an inspired choice.

Vehicle shown features  
optional equipment



**electric front windows** feature one-shot lowering on the driver's side.



**PAS** power-assisted steering for a more responsive drive.



**door mirrors** feature body colour housings.



**airbags** for both driver and front passenger\*.





### 3-door

1.4i

### 5-door

1.4i and 1.8 TDi

### estate

1.6i and 1.8 TDi



### key features

- Control Blade independent rear suspension
  - Power-assisted steering
  - Safeguard engine immobiliser
  - Central locking
- Body-coloured door mirror housings
  - Heated rear window
  - Black slatted front grille
- High-mounted rear brake light
- Driver's and front passenger's airbags\*
- Power-operated front windows
- Height-adjustable front and rear head restraints
- Rake and reach adjustable steering column
  - Anti-submarining front seats
- Driver's seat manual height adjustment

\* Note: A rear-facing child seat should never be placed in the front passenger seat when the Ford vehicle is equipped with a front passenger's or side airbags.



# ford**focus** zetec

Whether your idea of fun is a relaxing weekend away from it all, or a Saturday night in town, drive the Ford Focus Zetec and the enjoyment starts the minute you sit behind the wheel. Sporty style cues inside and out enhance its good looks, while its sports suspension allows you to make the most of its engine power and responsive handling. Added to its youthful appeal, it has all the practical and refined attributes of the Ford Focus range. So when you drive to work on Monday morning, you'll enjoy your journey just as much.



optional perforated leather interior as part of the Zetec Styling Pack.

Vehicle shown features optional equipment



**sports suspension**  
is specially tuned to be firm.

**ABS with traction control**  
(standard on 2.0i)  
helps restore stability in extreme driving conditions.

**metallic gear knob**  
adds a sporty accent to the interior.

**graphite-effect dials**  
are large and easy to read.





### 3-door

1.4i, 1.6i, 1.6i auto, 1.8i,  
2.0i and 1.8 TDCi

### 5-door

1.6i, 1.6i auto, 1.8i, 2.0i,  
and 1.8 TDCi

### estate

1.6i, 1.6i auto, 1.8i, 2.0i  
and 1.8 TDCi



### key features

- Power-assisted steering
  - Front fog lights
- Remote control central/double locking
- Body-coloured door mirror housings
  - 6x15" alloy wheels (16" on 2.0i)
- Black mesh radiator grille
- Sports suspension
- Driver's and front passenger's airbags\*
  - Power-operated front windows
- Graphite-effect instrument cluster controls with red pointers
  - Metallic grey facia
- Sports-style front seats with manual seat height adjust
- Leather-trimmed steering wheel
- Three rear head restraints

\* Note: A rear-facing child seat should never be placed in the front passenger seat when the Ford vehicle is equipped with a front passenger's or side airbags.

# ford**focus** LX

The capacity for all the family and the weekly shop. The versatility to carry bicycles and babies at the same time. With style and handling ability that makes other drivers envious. That's the Ford Focus LX.

Its standard features include all the important elements that help make journeys comfortable and safe. It is easy to get in and out of, load and unload, and you don't have to visit the petrol station as often as you might expect.

But above all, the Ford Focus LX is very satisfying to drive, with a performance that puts it far ahead of the average family car.

Vehicle shown features  
optional equipment



**remote stereo stalk** conveniently puts an additional set of audio controls at your fingertips.



**door mirrors** feature body colour housings.



**airbags** for both driver and front passenger\*.



**air conditioning** ensures a comfortable interior climate.





## 5-door

1.6i, 1.6i auto, 1.8i  
and 1.8 TDdi

## 4-door

1.6i, 1.6i auto, 1.8i  
and 1.8 TDdi

## estate

1.6i, 1.6i auto, 1.8i  
and 1.8 TDdi



## key features

- CFC-free air conditioning
- Power-assisted steering
- Safeguard engine immobiliser
- Remote control central/double locking
- Body-coloured door mirror housings
- Remote stereo stalk
- High-mounted rear brake light
- Remote tailgate release on key
- Driver's and front passenger's airbags\*
- Power-operated front windows
- Height-adjustable front and rear head restraints
- Rake and reach adjustable steering column
- Anti-submarining front seats
- Driver's seat manual height adjustment

\* Note: A rear-facing child seat should never be placed in the front passenger seat when the Ford vehicle is equipped with a front passenger's or side airbags.



# ford**focus** ghia

The welcome breeze of air conditioning on a hot day. The satisfying feel of the leather-covered seats\*. The touch of the leather-covered steering wheel, which can be adjusted to your ideal driving position. Details can make all the difference. This is why the Ford Focus Ghia is so appealing. Inside and out, it is designed to satisfy your craving for luxury and style.

If you seek that little bit extra from your driving experience, the Ford Focus Ghia is for you.



**ghia** brings the style of this Italian vehicle design company to the Ford Focus.



**fuel computer**  
(standard on 2.0i) provides a range of information including average fuel consumption, distance to empty and temperature.



**quickclear**  
heated windscreens front and rear enhance visibility.



**electric mirrors**  
can be easily adjusted by the driver.





volvo girls

## 5-door

1.6i, 1.6i auto, 1.8i, 2.0i  
and 1.8 TDDi

## 4-door

1.6i, 1.6i auto, 1.8i, 2.0i  
and 1.8 TDDi

## estate

1.6i auto, 1.8i, 2.0i  
and 1.8 TDDi



## key features

- CFC-free air conditioning
- Power-assisted steering
- Front fog lights
- 'Quickclear' heated front screen
- Remote control central/double locking
- Power-operated and heated door mirrors with body colour housings
- Driver's and front passenger's airbags\*
- Woodgrain or blackwood-effect facia
- Power-operated front windows
- Three rear head restraints
- Driver's seat, manual lumbar and power height adjustment
- Leather-trimmed gear knob and steering wheel
- Driver's armrest

\* Note: A rear-facing child seat should never be placed in the front passenger seat when the Ford vehicle is equipped with a front passenger's or side airbags.



# ford**focus** ghia

When you've had a busy day, you need a place to unwind. Is that why the  
Ford Focus Ghia looks so appealing?

You'll appreciate the luxury and ergonomics of the interior. The sculpted  
shape of the seats that help you to relax. The graceful sweep of the  
wood-effect facia, with its intelligently-arrayed instrumentation. You'll also  
value the convenience of the many power-operated features that help  
you feel extra special.  
Just sit back and enjoy your journey.

Vehicle shown features  
optional equipment  
including Luxury Pack







**cordia blackwood finish** is featured on the fascia, centre console and door trim inserts when Midnight Black is the chosen interior colour.




**air conditioning** ensures a comfortable interior climate.



**global closing** (standard on 2.0i Ghia) features one-shot lowering of all four power windows.



**remote stereo stalk** conveniently puts an additional set of audio controls at your fingertips.





# personal **preference**

Expressive, individual, Ford Focus is full of character and style.

However, every person who drives a Ford Focus is different, so this car accommodates a wide range of personal preferences in its own inimitable and imaginative way.

Whether you want enhanced enjoyment, exclusive style or even greater levels of comfort, themed option packs allow you to customise your Ford Focus to meet your own standard of perfection.

Vehicles shown feature  
optional equipment



The Ford Focus estate and hatchback, featuring body styling kits consisting of: unique front and rear bumpers with upper and lower wire mesh grilles, tailpipe finisher (for petrol engines only) and rear spoiler.





detachable tow bar.



radio-CD-navigation system.



parking distance sensor.



6x16" 5-spoke alloy wheels.



6x15" 3 x 2-spoke alloy wheels.  
This wheel style is also available for 5 1/2 x 14" 3 x 2-spoke alloy wheels.



6x15" Vario-Y alloy wheels.



12-spoke alloy wheels.



# extreme durability

Ford Focus goes beyond conventional expectations of what a car in this class should deliver. When it was being developed, every aspect of its fit, finish and function were compared against the best competitive models.

Not just in its class, but also in the class above.

Detailed attention to the manufacturing processes for all systems and components, and continuous control of fit and finish tolerances, results in extremely high standards of quality and durability.

Below (right). Vehicle shown is for illustrative purposes only



## quality functional deployment

In developing Ford Focus, our designers took the real-life needs of customers as their benchmark. Quality Functional Deployment converted the expectations and demands of customers into objective values, which were translated into vehicle specification. For instance, customers were monitored while they were driving, and this data defined design targets for numerous features from brake feel to gearshift operation.

## tested (non-stop) over 160,000 km


On proving grounds around the world, each major element in the Ford Focus was subjected to an endurance programme equivalent to a real driving performance of 160,000 km under extreme conditions.



## world rally car – tested to destruction

Ford's racing engineers have produced the Ford Focus World Rally Championship car, a top challenger for rally honours. It builds on the key strengths of the road-going Ford Focus: rigid chassis, exceptional handling and built-in strength.

Its designers, engineers and drivers have pushed this car to the limit, and beyond. They have used its outstanding driving dynamics under extreme competition. Its victorious results reflect the strengths of the entire Ford Focus range.



## 12-year anti-corrosion warranty

A galvanised body with wax injection and a 24-stage paint process provides advanced corrosion and paint protection, with a 12-year anti-corrosion warranty.

## cost of ownership

Exacting design standards mean low maintenance costs, less expensive repairs and favourable insurance ratings, giving the Ford Focus an advantage over other cars in its class.

steel

phosphate  
coating

electrocoat

colour  
primer

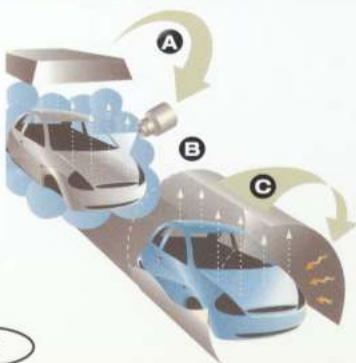
basecoat

clearcoat



# taking **responsibility**

From the beginning, Ford Focus was developed with the environment in mind. Petrol engines meet the latest strict emissions standards. Lubrication oils, coolant and other fluids have been carefully selected to reduce their impact on the environment. Refrigerants are free of CFCs. Forward-thinking design makes green issues a priority. Advanced technology measurably reduces impact on the environment. Reassuring facts for every Ford Focus driver.



## **plant emissions and conservation**


The paint-spraying process has been made more environmentally-friendly with emissions of CFCs and CHCs radically reduced.

- A. Solvents from the spraying process are collected, cleaned and reused.
- B. The advanced internal cleaning system within the spray nozzle collects used cleaning solvents.
- C. Fumes emitted during the curing process are recycled into the process for heating the paint bake ovens.



## recycling and manufacturing

At the end of its useful life, at least 85 per cent of Ford Focus can be recycled. It is specifically designed for easy dismantling, so in just 30 minutes, 50 per cent of the recyclable plastics can be disassembled. Its design also utilises recycled consumer goods. Old plastics and even blue jeans have been used to manufacture many Ford Focus components.



Telephone and computer housings are recycled into instrument clusters.

Plastic bottle caps are recycled into heater and air conditioning components.

Old battery casings are recycled into new battery casings.

Old bumpers are recycled into new bumper reinforcements and grilles.

Domestic nylon carpets are recycled into fan shrouds and intake manifolds (under development).

### 80 mpg P2000 concept

Ford has been at the forefront of alternative fuel vehicle research for 40 years. The P2000 concept car is one recent example of our development process. The vehicle uses a sophisticated powertrain combining a hydrogen fuel cell and electric motor transaxle, which has a targeted fuel efficiency of up to 80 mpg, with ultra-low emissions.







## the right atmosphere

### audio systems: beautiful sounds

It's quite true. You feel better about even the longest journeys when you're accompanied by your favourite music. Additionally, news and traffic reports keep you connected with the world outside. Our fully integrated audio systems, which incorporate the Radio Data System (RDS), can automatically cut in to whatever you're listening to on cassette or CD, keeping you up-to-date with essential traffic news.

#### extra security

All systems feature an easily detachable front bezel that can be slipped into a pocket or handbag to deter theft. Moreover, all systems feature an anti-theft system 'Keycode', whilst for further peace of mind, RDS-EON audio systems also allow the registration of a vehicle identification number into memory.



**Model 4000 RDS  
radio/cassette player**

- Four-channel radio/cassette player with a 4 x 6 watts (RMS) / 4 x 20 watts maximum power output.
- AM/FM radio. Stores 24 presets for AM/FM stations.
- Electronic search facilities.
- Station name display.
- Automatic volume control compatible, which ensures the volume is adjusted depending on the current noise level of the vehicle.



**Model 5000 RDS/EON  
radio/cassette player**

- Four-channel radio/cassette player with a 4 x 15 watts (RMS) / 4 x 42 watts maximum power output.
- AM/FM radio. Stores 24 presets for AM/FM stations.
- Electronic search facilities.
- Station name display.
- Program Type (PTY) button.
- Dolby noise reduction for tape cassette deck, plus auto reverse and music search.
- Automatic volume control compatible, which ensures the volume is adjusted depending on the current noise level of the vehicle.
- Compatible with a 6-disc CD autochanger available as an option or accessory.

**Model 6006E RDS-EON  
radio/6-disc CD**

- FM stereo, MW, LW
- 6-disc CD autochanger
- Steering column remote control feature
- 'Keycode' anti-theft coding
- Hands-free Ford car phone compatible



## climate control

Most people associate air conditioning with hot weather, however it is of benefit all year round. The system also extracts excess moisture from the air, which helps prevent windows misting up in cool weather. Improved visibility contributes to safety as well as comfort. The MicronAir filter progressively filters out the tiniest particles of pollen and dust providing cleaner air. The air recirculation facility also prevents fumes and road dirt entering the car.



**Ford Focus air conditioning**

The audio and air conditioning systems for the Ford Focus featured on this page are either standard, optional or not available depending on the series. To find out more about the availability of the audio and climate control systems, including any further optional and accessory products to enhance your vehicle, please contact your Ford Dealer.





## your complete financing solution across the entire ford range

As Ford's own bank, and a wholly-owned subsidiary of Ford Motor Company, Ford Credit provides vehicle finance to more than 7 million private and business customers worldwide. Here in Britain, Ford Credit offers you simplicity and choice through a wide range of finance and insurance packages. Ford Business Partner is a specialist division of Ford Credit offering a range of well-proven finance products for business customers. Here are the key features of our most popular packages generally available for your choice of vehicle from the extensive Ford range:

### options

Options is designed to give you choice. Developed jointly by Ford Credit and Ford Motor Company in 1992, it continues to combine all of the benefits of traditional methods of financing to give you an attractive way to finance your Ford car.



### conditional sale

Conditional Sale is the simple and traditional route to financing vehicle ownership. Convenient to arrange and with flexible terms to suit your needs, owning your Ford car has never been so easy.



### ford business partner contract hire†

Contract Hire is the sure way of keeping a full quota of vehicles on the road every day, while keeping budget payments 100% predictable. With a fixed monthly rental, you have total budgetary control, and as the vehicle is off balance sheet, the commitment doesn't affect key financial metrics.



### ford business partner flexible lease†

With Flexible Lease, your payments cover the use of the vehicle. Once all payments have been received, you can sell the vehicle as our agent and we will return the sale proceeds (less any monies owed to us) as a rebate of rentals.



### insurance and maintenance plans

To help maintain and protect your investment, Ford Credit offers a variety of products to suit your needs and budget. Ford Insure\* is a comprehensive motor insurance package exclusively designed for Ford owners, with everything you demand from an insurance policy – and more. Also available is the Protected Payments Plan\* for worry-free motoring, Value Guaranteed Insurance\* to protect your vehicle's value in the event of a total loss, and Ford Service Connect<sup>^</sup> for additional servicing, warranty and RAC cover. Business customers are able to benefit from a range of insurance and maintenance plans designed for their specific needs.

for further details please contact your local ford dealer or  
[www.fordcredit.co.uk](http://www.fordcredit.co.uk)



Finance subject to status. Guarantees and indemnities may be required. Written quotations available on request: Freepost Ford Credit.

†Business Users only. <sup>^</sup>Subject to conditions.

\*Insurance is underwritten by Norwich Union Insurance Limited, registered in England No. 99122. Member of the General Insurance Standards Council, member of the Insurance Ombudsman Bureau. Member of the Association of British Insurers. Registered office at 8 Surrey Street, Norwich NR1 3NG.

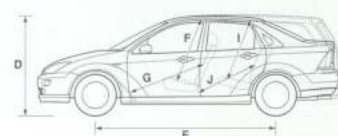
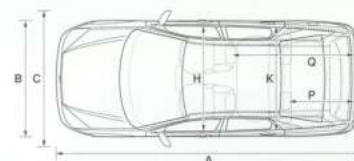
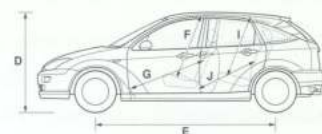
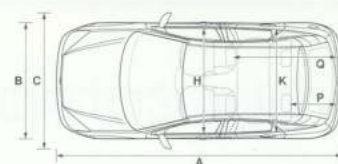


# technical data

## size and space

3 & 5-door 4-door Estate

Exterior (mm)			
A Overall length	4152	4362	4438
B Overall width without mirrors	1702	1702	1702
C Overall width with mirrors	1998	1998	1998
D Unladen height	1430	1429	1447
E Wheelbase	2615	2615	2615
Interior (mm)			
Front			
F Headroom	995	997	997
G Maximum leg room	1095	1095	1095
H Maximum shoulder room	1358	1358	1358
Rear			
I Headroom	982	978	1014
J Minimum leg room	882	882	882
K Maximum shoulder room	1358	1362	1362
Luggage Area (mm)			
L Maximum cargo height	850	538	913
M Maximum width between wheel arches	1050	1050	1166
N Loadspace length to back of rear seats*	880	1004	1048
O Loadspace length to back of front seats*	1450	1574	1658
Stowable Luggage (cu m)*			
P 5-seat mode	0.350 <sup>®</sup>	0.490	0.520
Q 2-seat mode (laden to roof)	1.205	N/A	1.580
Steering			
Wall to wall 10.9 m			
Lock to lock - 2.9 turns			
Fuel Tank			
55 litres (useable capacity)			



<sup>†</sup>Measured using the VDA method.

Dimensions may vary dependent on the model and equipment fitted.

\*At floor level.

<sup>®</sup>With 'space saver' spare wheel.

## model choice & weights and loads

Kerbweights (kg) <sup>††</sup>	CL	Zetec	LX	Ghia	Gross Vehicle Mass (GVM) (kg)	Max. towing Limit at GVM (kg)
3-door Focus						
1.4i 16V Zetec	1059	1068			1570	940
1.6i 16V Zetec		1070			1570	1200
1.6i 16V Zetec auto*		1114			1595	1000
1.8i 16V Zetec		1125			1620	1200
2.0i 16V Zetec		1146			1640	1200
1.8 TDdi (90 PS)		tba			tba	tba
4-door Focus						
1.6i 16V Zetec			1081	1091	1595	1200
1.6i 16V Zetec auto*			1134	1137	1620	1000
1.8i 16V Zetec			1125	1143	1650	1200
2.0i 16V Zetec				1160	1670	1200
1.8 TDdi (90 PS)			1195	1205	1715	1200
5-door Focus						
1.4i 16V Zetec	1074				1585	940
1.6i 16V Zetec		1086	1077	1087	1590	1200
1.6i 16V Zetec auto*		1127	1126	1129	1615	1000
1.8i 16V Zetec		1140	1129	1139	1650	1200
2.0i 16V Zetec		1161		1156	1670	1200
1.8 TDdi (90 PS)	1194	1202	1194	1204	1710	1200
5-door Estate Focus						
1.6i 16V Zetec	tba	1128	1118		1635	1200
1.6i 16V Zetec auto*		1160	1159	tba	1660	1000
1.8i 16V Zetec		1181	1169	1178	1695	1200
2.0i 16V Zetec		1204		1197	1715	1200
1.8 TDdi (90 PS)	1232	1242	1232	1240	1755	1200

## insurance groups

	CL	Zetec	LX	Ghia
1.4i 16V Zetec	4E	4E		
1.6i 16V Zetec	tba	6E	5E	6E
1.6i 16V Zetec auto		6E	5	6
1.8i 16V Zetec		7E	6E	7E
2.0i 16V Zetec		8E		8E
1.8 TDdi (90 PS)	5E	6E	5E	6E

E = Exceeds security requirement for model concerned and group rating has been reduced.

\*Optional transmission.

<sup>††</sup>Represents the lightest kerbweight assuming full fluid levels and 90% fuel levels, but without driver and subject to manufacturing tolerances and options, etc., fitted.

### Key:

This table shows the availability of engine combinations on Ford Focus models and their resulting kerbweights.

### Note:

All vehicles are 5-speed manual unless auto stated. All petrol engines are equipped with a catalytic converter.

**Towing limits** quoted represent the maximum towing ability of the vehicle at its Gross Vehicle Mass to restart on a 12 per cent gradient at sea level. The performance and economy of all models will be reduced when used for towing.

For further guidance, refer to the National Caravan Council's Towing Code.

**Roof rack load** is a maximum of 75 kg on all 3, 4 and 5-door models and 100 kg on estate models.

Innovative thinking led to the compact yet spacious design of the Ford Focus.

Every Ford Focus shares the same engineering quality. Simply choose the model which best suits your personal needs.



## engine specifications

	Engine technical features	Maximum power*	Maximum torque*
<b>1.4i 16V Zetec</b> 1388 cc	Cylinders – 4 in-line ■ Electronic fuel injection with EEC V engine management system ■ Electronic breakerless ignition ■ Catalyst	55 kW (75 PS) at 5000 min <sup>-1</sup> (rpm)	123 Nm at 3500 min <sup>-1</sup> (rpm)
<b>1.6i 16V Zetec</b> 1596 cc	Cylinders – 4 in-line ■ Electronic fuel injection with EEC V engine management system ■ Electronic breakerless ignition ■ Catalyst	74 kW (100 PS) at 6000 min <sup>-1</sup> (rpm)	145 Nm at 4000 min <sup>-1</sup> (rpm)
<b>1.8i 16V Zetec</b> 1796 cc	Cylinders – 4 in-line ■ Electronic fuel injection with EEC V engine management system ■ Electronic breakerless ignition ■ Catalyst	85 kW (115 PS) at 5500 min <sup>-1</sup> (rpm)	160 Nm at 4400 min <sup>-1</sup> (rpm)
<b>2.0i 16V Zetec</b> 1988 cc	Cylinders – 4 in-line ■ Electronic fuel injection with EEC V engine management system ■ Electronic breakerless ignition ■ Catalyst	96 kW (130 PS) at 5500 min <sup>-1</sup> (rpm)	178 Nm at 4500 min <sup>-1</sup> (rpm)
<b>1.8 Direct Injection Turbo Diesel (intercooled)</b> 1753 cc	Cylinders – 4 in-line ■ Direct fuel injection with EEC V engine management system ■ Turbo intercooler ■ Oxidation catalyst ■ Exhaust Gas Recirculation	66 kW (90 PS) at 4000 min <sup>-1</sup> (rpm)	200 Nm at 2000 min <sup>-1</sup> (rpm)

\*Tested in accordance with ISO 1585.



Whichever engine you specify, you'll appreciate its smooth running and responsive power.

## performance and economy

Derivative(s)			CO <sub>2</sub> emissions (g/km) <sup>†</sup>	Performance (Ford test figs.)			Fuel consumption in L/100 km (mpg) <sup>†</sup>		
				Max. speed mph	0-62 mph (secs)	31-62 mph* (secs)	Urban	Extra Urban	Combined
3-door Focus									
1.4i 16V Zetec	CL	158	106	14.1	16.9	8.8 (32.1)	5.4 (52.3)	6.6 (42.8)	
1.4i 16V Zetec	Zetec	162	106	14.1	16.9	8.9 (31.7)	5.6 (50.4)	6.8 (41.5)	
1.6i 16V Zetec	Zetec	165	115	10.3	14.0	9.4 (30.1)	5.5 (51.4)	6.9 (40.9)	
1.6i 16V Zetec auto	Zetec	192	111	12.1	n/a	11.2 (25.2)	6.2 (45.6)	8.0 (35.3)	
1.8i 16V Zetec	Zetec	181	123	10.2	13.4	10.2 (27.7)	6.0 (47.1)	7.7 (36.7)	
2.0i 16V Zetec	Zetec	204	125	9.2	10.9	11.5 (24.6)	6.9 (40.9)	8.6 (32.8)	
1.8 TDdi (90 PS)	Zetec	145	111	12.5	11.1	7.2 (39.2)	4.5 (62.8)	5.5 (51.4)	
4-door Focus									
1.6i 16V Zetec	LX, Ghia	163	115	10.4	14.1	9.4 (30.1)	5.4 (52.3)	6.8 (41.5)	
1.6i 16V Zetec auto	LX, Ghia	186	111	12.2	n/a	10.9 (25.9)	6.0 (47.1)	7.8 (36.2)	
1.8i 16V Zetec	LX, Ghia	179	123	10.3	13.5	10.3 (27.4)	5.9 (47.9)	7.5 (37.7)	
2.0i 16V Zetec	Ghia	205	125	9.3	11.0	11.6 (24.4)	6.9 (40.9)	8.6 (32.8)	
1.8 TDdi (90 PS)	LX, Ghia	142	111	12.5	11.1	7.2 (39.2)	4.4 (64.2)	5.4 (52.3)	
5-door Focus									
1.4i 16V Zetec	CL	158	106	14.2	17.0	8.8 (32.1)	5.4 (52.3)	6.6 (42.8)	
1.6i 16V Zetec	Zetec	165	115	10.4	14.1	9.4 (30.1)	5.5 (51.4)	6.9 (40.9)	
1.6i 16V Zetec	LX, Ghia	163	115	10.4	14.1	9.4 (30.1)	5.4 (52.3)	6.8 (41.5)	
1.6i 16V Zetec auto	Zetec	192	110	12.2	n/a	11.2 (25.2)	6.2 (45.6)	8.0 (35.3)	
1.6i 16V Zetec auto	LX, Ghia	188	110	12.2	n/a	10.9 (25.9)	6.1 (46.3)	7.8 (36.2)	
1.8i 16V Zetec	Zetec	181	123	10.2	13.4	10.2 (27.7)	6.0 (47.1)	7.7 (36.7)	
1.8i 16V Zetec	LX, Ghia	181	123	10.2	13.4	10.3 (27.4)	6.0 (47.1)	7.6 (37.2)	
2.0i 16V Zetec	Zetec	209	125	9.3	11.0	11.7 (24.1)	7.0 (40.4)	8.8 (32.1)	
2.0i 16V Zetec	Ghia	207	125	9.3	11.0	11.6 (24.4)	6.9 (40.9)	8.7 (32.5)	
1.8 TDdi (90 PS)	Zetec	145	111	12.5	11.1	7.2 (39.2)	4.5 (62.8)	5.5 (51.4)	
1.8 TDdi (90 PS)	CL, LX, Ghia	143	111	12.5	11.1	7.2 (39.2)	4.4 (64.2)	5.4 (52.3)	
5-door Estate Focus									
1.6i 16V Zetec	Zetec	165	115	10.7	14.5	9.4 (30.1)	5.5 (51.4)	6.9 (40.9)	
1.6i 16V Zetec	CL, LX	163	115	10.7	14.5	9.4 (30.1)	5.4 (52.3)	6.8 (41.5)	
1.6i 16V Zetec auto	Zetec	200	110	12.5	n/a	11.5 (24.6)	6.6 (42.8)	8.4 (33.6)	
1.6i 16V Zetec auto	LX, Ghia	196	110	12.5	n/a	11.3 (25.0)	6.4 (44.1)	8.2 (34.4)	
1.8i 16V Zetec	Zetec	184	123	10.6	13.5	10.4 (27.2)	6.1 (46.3)	7.7 (36.7)	
1.8i 16V Zetec	LX, Ghia	181	123	10.6	13.5	10.4 (27.2)	6.0 (47.1)	7.6 (37.2)	
2.0i 16V Zetec	Zetec	207	125	9.6	11.4	11.7 (24.1)	7.0 (40.4)	8.7 (32.5)	
2.0i 16V Zetec	Ghia	205	125	9.6	11.4	11.6 (24.4)	6.9 (40.9)	8.6 (32.8)	
1.8 TDdi (90 PS)	Zetec	145	111	12.9	11.4	7.2 (39.2)	4.5 (62.8)	5.5 (51.4)	
1.8 TDdi (90 PS)	CL, LX, Ghia	143	111	12.9	11.4	7.2 (39.2)	4.4 (64.2)	5.4 (52.3)	

\*In 4th gear.

<sup>†</sup> All CO<sub>2</sub> emissions figures in g/km and fuel consumption figures in L/100 km (mpg) are from officially approved tests under the Passenger Car Fuel Consumption Order 1983 and in accordance with EEC Directive 93/116/EC.

The Government CO<sub>2</sub> emissions and fuel consumption test figures shown in the chart do not express or imply any guarantee of the fuel consumption of a car of the class in question (see back cover). All the figures are based on tests conducted on vehicles with standard wheels and tyres; optional or accessory wheels and tyres may have an effect on the emissions and fuel consumption of a vehicle.

### Note:

#### Urban

An engine started from cold in laboratory conditions operated at varying speeds, maximum 31 mph, average 12 mph over a theoretical distance of 2.5 miles (4 km).

#### Extra Urban

Conducted immediately after the urban cycle, it consists of half steady speed driving and half varying speed driving, maximum 75 mph over a distance of 4.3 miles (7 km).

#### Combined

This is an average of the two parts of the test, weighted by the distances covered in each part.

All vehicles are 5-speed manual unless auto stated.

All petrol engines are equipped with a catalytic converter.





Ford Focus was designed from the inside out to accommodate the broadest possible range of occupant sizes.

# specifications

## standard features

	CL	Zetec	Zetec 2.0i	LX	Ghia	Ghia 2.0i
<b>Exterior Appearance and Styling</b>						
Bumpers – Body colour	-	-	-	-	-	-
Door mirrors – Manual internal control, body colour housings	-	-	-	-	-	-
Door mirrors – Electrically-operated and heated, body colour housings	-	-	-	-	-	-
Heated rear window	-	-	-	-	-	-
Heated windscreen – 'Quickclear' with heated washer jets	-	-	-	-	-	-
Radiator grilles – Black, slatted	-	-	-	-	-	-
Radiator grilles – Black, mesh	-	-	-	-	-	-
Side skirts – Black (3- and 5-door only)	-	-	-	-	-	-
Tinted glass	-	-	-	-	-	-
Wheels – 5½ x14" steel with 175/70 R14-T tyres, wheelcovers and full-size spare (1.4i only)	-	-	-	-	-	-
Wheels – 5½ x14" steel with 185/65 R14-H tyres, wheelcovers and full-size spare (not available on 1.4i)	-	-	-	-	-	-
Wheels – 6 x15" alloy with 195/55 R15-H tyres, 'space saver' steel spare (1.4i 3-door only)	-	-	-	-	-	-
Wheels – 6 x15" alloy with 195/60 R15-V tyres, 'space saver' steel spare (not available on 1.4i 3-door)	-	-	-	-	-	-
Wheels – 6 x16" alloy with 205/50 R16-V tyres, 'space saver' steel spare	-	-	-	-	-	-
<b>Exterior Functional</b>						
Anti-lock brakes with traction control	-	-	-	-	-	-
Diagonally-split brakes with dual-line servo-assistance and ventilated front discs	-	-	-	-	-	-
Rear brakes – Drums	-	-	-	-	-	-
Rear brakes – Discs	-	-	-	-	-	-
Power-assisted rack-and-pinion steering	-	-	-	-	-	-
Rear suspension – Independent Control Blade multi-link system, anti-roll bar	-	-	-	-	-	-
Sports suspension	-	-	-	-	-	-
Body – Galvanised, with anti-perforation twelve-year guarantee	-	-	-	-	-	-
Recyclability – Vehicles at least 85 per cent recyclable	-	-	-	-	-	-
Front fog lights	-	-	-	-	-	-
Rear fog light, reversing light, high-mounted rear brake light	-	-	-	-	-	-
Roof rails (estates only, includes heavy-duty suspension on CL and LX)	-	-	-	-	-	-
Wipers – Front, two-speed plus intermittent with electric wash	-	-	-	-	-	-
Wipers – Front, two-speed plus variable interval intermittent with electric wash	-	-	-	-	-	-
Wipers – Tailgate, intermittent with electric wash (not 4-door)	-	-	-	-	-	-
<b>Safety and Security</b>						
Driver's and front passenger's airbags*	-	-	-	-	-	-
Electronic Stability Programme (ESP)	-	-	-	-	-	-
Fuel cut-off – Inertia switch (petrol only)	-	-	-	-	-	-
Horn – Single note	-	-	-	-	-	-
Horn – Dual note	-	-	-	-	-	-
Immobiliser – Safeguard Passive Anti-Theft System (PATS)	-	-	-	-	-	-
Locks – High-security, anti-burst, shielded with strengthened mountings and childproof on rear doors	-	-	-	-	-	-
Locks – Central locking	-	-	-	-	-	-
Locks – Remote with two-stage central, double locking	-	-	-	-	-	-
Locking fuel filler door	-	-	-	-	-	-
Side impact door beams, front and rear. Steel safety cage	-	-	-	-	-	-
Vehicle Identification Number (VIN) – Visible	-	-	-	-	-	-
<b>Seats and Seat Belts</b>						
Front seat – Driver's manual height adjustment	-	-	-	-	-	-
Front seat – Driver's power height and manual lumbar adjustments	-	-	-	-	-	-
Front seat – Driver's armrest	-	-	-	-	-	-
Front seats – Sports-style	-	-	-	-	-	-
Front seats – Anti-submarining with height-adjustable head restraints	-	-	-	-	-	-
Rear seat – 60:40 split back	-	-	-	-	-	-
Rear seats – Two head restraints, height-adjustable	-	-	-	-	-	-
Rear seats – Two head restraints, height-adjustable, third fixed centre head restraint	-	-	-	-	-	-
Rear seat – Folding centre armrest	-	-	-	-	-	-
Seat belts – Front, inertia reel, with grabbers, pre-tensioners and height-adjustable mounts. Rear, three inertia reel, lap and diagonal	-	-	-	-	-	-
<b>Carpet and Trim</b>						
Gear knob – Medium grey metallic	-	-	-	-	-	-
Gear knob – Leather with bright rim surround	-	-	-	-	-	-



	CL	Zetec	Zetec 2.0i	LX	Ghia	Ghia 2.0i
<b>Carpet and Trim (continued)</b>						
Grey metallic door trim inserts and centre stack bezel		-	-			
Woodgrain-effect door trim inserts, centre stack bezel and console top plate (dark wood with Midnight Black interior trim)					-	-
Scuff plates – Front, bright with Ghia script					-	-
Steering wheel – Leather-trimmed		-	-		-	-
<b>Instruments and Controls</b>						
Instrument cluster – Black dials with orange pointers	-			-	-	-
Instrument cluster – Grey metallic dials with red pointers		-	-			
Fuel computer						-
Steering column – Reach and rake adjustable	-	-	-	-	-	-
Headlight levelling control	-	-	-	-	-	-
Illuminated heater controls – 4-speed fan, pollen filter.						
Four MicronAir filtered vents with temperature and direction control.	-	-	-	-	-	-
Windscreen defrost vents including wiper park defrost capability						
Tailgate/boot release – Interior power release	-	-	-	-	-	-
Tailgate/boot release – Remote on key		-	-	-	-	-
Warning indicators for glow plugs on (diesel only), brake system, airbags, door ajar, low fuel level and 'lights on' warning alarm	-	-	-	-	-	-
<b>Comfort and Convenience</b>						
Air conditioning – CFC-free			-	-	-	-
Accessory socket/cigar lighter	-	-	-	-	-	-
Air recirculation switch and pollen filter	-	-	-	-	-	-
Battery saver – Switches off interior lights after 20 minutes	-	-	-	-	-	-
Centre console – With front cup holders, coin holder, pen storage, cassette storage, rear ashtray	-	-	-	-	-	-
Courtesy light – Centre-mounted with map light with theatre-style dimming and delayed switch-off	-	-	-	-		
Courtesy lights – Centre-mounted with two map lights with theatre-style dimming and delayed switch-off, and rear courtesy light					-	-
Light – Luggage compartment	-	-	-	-	-	-
Luggage net (estates only)					-	-
Tonneau cover – Luggage compartment (estates only)	-	-	-	-	-	-
Stowage – Front seat backs and front door storage	-	-	-	-	-	-
Windows – Front, electrically-operated with one-shot lowering on driver's side	-	-	-	-	-	-
Windows – Rear, electrically-operated with global close feature and bounce-back						-
<b>Audio</b>						
Stereo radio/cassette – Model 400N RDS, removable control panel, 'Keycode' anti-theft coding, 4 speakers	-	-				
High-power stereo radio/cassette – Model 500N RDS EON, column-mounted remote controls, removable control panel, 'Keycode' anti-theft coding, 4 speakers				-	-	
Stereo radio/CD – Model 6006 RDS EON, 6-disc in-dash-mounted autochanger, column-mounted remote controls, removable control panel, 'Keycode' anti-theft coding, 4 speakers			-			-
Aerial – Roof-mounted	-	-	-	-	-	-

## options available at extra cost

	CL	Zetec	Zetec 2.0i	LX	Ghia	Ghia 2.0i
<b>Optional Equipment</b>						
Airbag – Front side impact airbags*			-			-
Airbag – Delete passenger's airbag	-	-	-	-	-	-
Alarm – Interior scan and perimeter (not available on 3-door)		-	-	-	-	-
Alarm – Perimeter (3-door only)		-	-			
Automatic transmission (1.6i only)		-		-	-	
Front fog lights and centre rear head restraint (not available on 3-door)	-			-		
'Space saver' spare wheel in lieu of full-size spare	-			-	-	
Sunroof – Manual (not available on 3-door CL)	-	-	-	-	-	-
<b>Audio</b>						
CD upgrade – Model 6006 RDS EON, 6-disc in-dash-mounted CD autochanger, column-mounted remote controls, removable control panel, 'Keycode' anti-theft coding, 4 speakers	-	-		-	-	
<b>Body Colour</b>						
Metallic paint	-	-	-	-	-	-

\*Note: A rear-facing child seat should never be placed in the front passenger seat when the Ford vehicle is equipped with a front passenger's or side airbags.



# colour and trim

The Ford Focus has a wide palette of paint finishes. From the subtle to the exuberant, from a metallic shimmer to a gleaming sweep of solid colour, it's your choice. Each shade is water-based, so as well as giving your Ford Focus a deep, lustrous finish, they're kinder to the environment.

They are matched by a collection of beautiful fabric trims.

## body colour and trim availability

	CL	Zetec	LX	Ghia	Ghia	
Seat Fabric	Match	Swift	Leather*	Finesse	Venice	Leather*
Solid Body Colours						
Dark True Blue	B	B		B	B	B
Diamond White	B	B		B	B	B
Colorado Red	B	B		B	B	B
Metallic Body Colours*						
Light Sapphire Blue	B	B	B	B	B/P	B/P
Aqua Frost	B	B	B	B	B/P	B/P
Moondust Silver	B	B	B	B	B	B
Mica Metallic Body Colours*						
Citrus Gold	B	B	B	B	B/P	B/P
Pacific Green	B	B	B	B	B/P	B/P
Panther Black	B	B	B	B	B/P	B/P
Pepper Red	B	B	B	B	B/P	B/P
State Blue	B	B	B	B	B/P	B/P
Smokestone	B	B	B	B	B/P	B/P

**Note:** The car images used are to illustrate body colours only and may not reflect current build levels. Colours and trims reproduced within this brochure may vary from the actual colours, due to the limitations of printing processes used.

**INTERIOR FABRIC COLOUR:** B – Midnight Black P – Medium Parchment / – Choice of fabric colour

\*Metallic paint and perforated leather trim are at extra cost.



match in  
midnight black



venice in medium  
parchment



finesse in  
midnight black



venice in  
midnight black



swift in  
midnight black



leather in  
midnight black



perforated leather  
in midnight black



leather in medium  
parchment

## option packs

Option Packs enable you to add even more to your car's unique personality. Depending on your choice of model, specify the Climate Pack, Reflex Pack, Styling Pack or Luxury Pack.

	CL	Zetec	Zetec 2.0i	LX	Ghia	Ghia 2.0i
<b>Option Packs</b>						
Climate Pack – CFC-free air conditioning, heated windscreen – 'Quickclear' – with heated washer jets and electrically-operated and heated door mirrors	-	-				
Climate Pack – Manual tilt/slide sunroof, heated windscreen – 'Quickclear' – with heated washer jets and electrically-operated and heated door mirrors				-		
Reflex Pack – Anti-lock brakes (with rear discs in lieu of drums on 1.8i), traction control and front side impact airbags*	-	-		-	-	
Zetec Styling Pack – Leather seat facings, heated seats and metallic paint		-	-			
Ghia Styling Pack – Metallic paint and 6x15" alloy wheels (steel 'space saver' spare) with 195/60 R15H tyres					-	
Luxury Pack – Leather trim, heated seats and power rear windows with global close feature					-	
Luxury Pack – Leather trim, heated seats and cruise control						-

**\*Note:** A rear-facing child seat should never be placed in the front passenger seat when the Ford vehicle is equipped with a front passenger's or side airbags.





### climate pack

(standard on 2.0i)

Available on CL, Zetec and LX

- Air conditioning (CL and Zetec)
- Sunroof (LX)
- 'Quickclear' heated wind-screen with heated washer jets
- Electrically-operated and heated door mirrors



### luxury pack

Available on Ghia

- Leather trim
  - Heated seats
  - Electrically-operated rear windows with global closing
- Available on Ghia 2.0i
- Leather trim
  - Heated seats
  - Cruise control

### ghia styling pack

Available on 1.6i, 1.8i, 1.8 TDi

- Alloy wheels
- Metallic paint

### zetec styling pack

- Leather seat facings
- Heated seats
- Metallic paint



### reflex pack

Available on CL, Zetec, LX, Ghia (standard on 2.0i)

- Electronic anti-lock brakes with traction control
- Front side airbags\* (Traction control on 1.4i and 1.8 TDi cannot be deactivated)



\*Note: A rear-facing child seat should never be placed in the front passenger seat when the Ford vehicle is equipped with a front passenger's or side airbag.

dark true blue



diamond white



colorado red



light sapphire blue



aqua frost



moondust silver



citrus gold



pacific green



panther black



pepper red



state blue



smokestone



### wheelcovers and alloy wheels



14" wheelcover (available on CL)



15" alloy (available on Zetec)



16" alloy (available on Zetec 2.0i)



14" wheelcover (available on LX)



14" wheelcover (available on Ghia)



15" alloy (available on Ghia)



## the ford feature model

To simplify your decision-making, we now offer a Ford Feature Model for each range. Each Ford Feature Model includes, as standard, the most popular features from the range. Most importantly, Ford Feature Models give you great value for money.

## forddrive

The easiest way to get to know your preferred Ford Feature Model is through our Ford Drive Demonstration Programme. This gives you a complete test drive experience professionally and efficiently, with the services of your own Ford Drive co-ordinator.

## fordmobility

MAGIC (Mobility and General Information Centre) is a Ford-dedicated care centre created to provide free and comprehensive information on all motoring and mobility issues to anyone requiring such assistance. In particular, if you are a recipient of HRDLA, elderly or a carer, you will find MAGIC an invaluable one-stop shop for all sorts of information. For example, MAGIC provides information on the Ford Dealer network, Ford vehicle information – detailing dimensions such as door heights and widths, as well as pricing, comparisons with other manufacturers' vehicles, assessment centres, vehicle adaptations, charities, even holiday information.

**MAGIC has many special offers for HRDLA recipients, call free on 0800 240 241.**

## fordoptimise

For a straightforward way of financing your chosen model, Ford Credit has developed Optimise, a range of financial packages that can be tailored to suit your needs. Simple to arrange and easy to understand, you're sure to find a finance plan that's right for you. Optimise your time and arrange your vehicle and finance together.

## ford business partner

If you're in business, Ford Credit offers you a service that caters for all fleet requirements, called Ford Business Partner. It is dedicated to partnering businesses to achieve a complete transport solution, leaving you free to concentrate on your core business. The wide choice of Business Partner financing and leasing products are available across the entire Ford model range.

## fordinsure

Ford Insure sets new standards in motor insurance for your Ford car. It's simple, far-reaching and available to every Ford car owner, with everything you demand from an insurance policy – and more. And now customers can experience Ford Insure whenever they buy a new Ford car. Ford Insure Driveaway Cover gives them 21 days' full Ford Insure coverage free from the moment of purchase.

## ford service connect

Every new Ford car sold from October 2000 is protected by 12 months' unlimited mileage manufacturer's warranty, plus the option of extending this warranty with a no-cost 3-year/60,000 miles Ford Service Connect Plan. (For Escort and prior model Mondeo, the no-cost warranty extension applies to retail customers only.) Plan upgrades are also available, giving you the option of worry-free motoring for up to 5 years.

## ford rapid fit

The national fast-fit network backed by Ford, offering you the convenience of a 'no-appointment-necessary,

while-you-wait' service covering tyres, exhausts, brakes, batteries and much more. There are over 300 sites nationwide.

## ford accident repair centres

If your Ford is involved in an accident, your Ford Dealer is best placed to return it to its pre-accident condition. Dealerships displaying the Ford Accident Repair Centre sign all meet the rigorous customer service and repair quality standards laid down by Ford, and offer a three-year workmanship guarantee.

## ford customer relationship centre

In the unlikely event that your Ford Dealer can't help you or you need to speak to Ford directly, the Ford Customer Relationship Centre is just a phone call away. Call local rate **0845 841 1111**.

**The Government fuel figures** do not express or imply any guarantee of the fuel consumption of any particular car. The cars themselves have not been tested and there are inevitably differences between individual cars of the same model. In addition, a car may incorporate particular modifications. Furthermore, the driver's style and road and traffic conditions, as well as the extent to which the car has been driven and the standard of maintenance, will affect its fuel consumption.

**Insurance Groups** are only as recommended by the Association of British Insurers. You should always consult your insurance adviser for confirmation.

## Illustrations, descriptions and specifications.

This catalogue was correct at the time of going to print. However, Ford policy is one of continuous product development. The right is reserved to change specifications, colours and prices of the models and items illustrated and described in this publication at any time. For the latest details always consult your Ford Dealer.

**Optional Equipment.** Throughout this publication, wherever a feature is described as being an 'Option' or 'Optional Fitment/Pack' etc, you should assume that it will be at extra cost to the base vehicle, unless specifically stated to the contrary.

All models and colour combinations are subject to availability.

BJN 16209. Designed and produced by Burrows, Shenfield, Essex, England.  
Produced by Werbeagentur Zetweka.  
PN 172501/0105/350m/GB

**Published by Ford Motor Company Limited, Brentwood, Essex, England.**

**Registered in England No 235446.**

**FA 1335/6**

May 2001.

© Ford Motor Company Limited.

[www.ford.co.uk](http://www.ford.co.uk)

Dealer:

