

2013 **F-150**



WORK. PLAY. EVERY DAY. F-150 RISES ABOVE.



8.7 L/100 km (**32**MPG) HWY^{1,2}
12.6 L/100 km (**22**MPG) CITY^{1,2}

With 4 high-tech engines, including our innovative 3.5L EcoBoost,³ the toughest truck lineup in the class is also the most powerful and the most capable. New for 2013, F-150 introduces voice-activated SYNC[®] with MyFord Touch,^{TM3} class-exclusive high-intensity discharge (HID) headlamps³ and more. Take your pick of 8 models, including the all-new LIMITED. 3 cab configurations. 3 box lengths. Backed up by a lengthy list of class-leading capabilities. No wonder F-Series has been Canada's best-selling truck for 46 years.⁴ Go further in a 2013 F-150.

Best Performance

- ▶ Best-in-class⁵ horsepower: 411 with available 6.2L 2-valve V8
- ▶ Best-in-class torque: 420 lb.-ft. with available 3.5L EcoBoost and 434 lb.-ft. with available 6.2L 2-valve V8

Best Towing

- ▶ Best-in-class max. towing capability: 11,300 lbs. (5,126 kg)⁶
- ▶ Standard trailer sway control
- ▶ Available trailer brake controller, rear view camera and telescoping trailer tow mirrors

Best Payload

- ▶ Best-in-class max. payload capability: 3,120 lbs. (1,415 kg)⁷
- ▶ Best-in-class cargo box volume: 2,301 L (81.3 cu. ft.)
- ▶ Class-exclusive available box side steps and tailgate step

Best Overall – EcoBoost

- ▶ 12.9L/100 km city and 9.0L/100 km hwy (22 mpg city/31 hwy)²
- ▶ 420 lb.-ft. of torque
- ▶ 11,300-lb. (5,126-kg) max. towing capability⁸
- ▶ 3,100-lb. (1,406-kg) max. payload capability⁸

Outstanding Fuel Efficiency

- ▶ 12.6L/100 km city and 8.7L/100 km hwy (22 mpg city/32 hwy)² with 3.7L V6

Standard Safety


- ▶ AdvanceTrac[®] with class-exclusive RSC[®] (Roll Stability ControlTM), Personal Safety SystemTM, Safety Canopy[®] System, SOS Post-Crash Alert SystemTM and many other safety and security features standard on every 2013 F-150

XLT SuperCrew 4x4. XTR Package. Ingot Silver. Available equipment.

¹3.7L V6 engine. ²Non-hybrid 4x2. Fuel consumption ratings based on Government of Canada approved test methods. Actual fuel consumption will vary. See specifications for details. ³Available feature. ⁴Class is Full-Size Pickups. Based on Canadian Vehicle Manufacturers' Association statistical sales report, December 2011. ⁵Class is Full-Size Pickups under 8,500 lbs. (3,855 kg) GVWR non-hybrid. ⁶3.5L EcoBoost V6 and 6.2L V8. ⁷5.0L Ti-VCT V8. ⁸Best-in-class towing and payload when properly equipped. See your Ford of Canada Dealer for specific equipment and other limitations.

2013 **F-150**
ford.ca





**3.5L EcoBoost/
6-Speed Automatic (left)**
365 hp @ 5,000 rpm
420 lb.-ft. torque @ 2,500 rpm

6.2L V8/6-Speed Automatic⁵ (right)
411 hp @ 5,500 rpm
434 lb.-ft. torque @ 4,500 rpm

3.7L V6/6-Speed Automatic (left)
302 hp @ 6,500 rpm
278 lb.-ft. torque @ 4,000 rpm

5.0L V8/6-Speed Automatic (right)
360 hp @ 5,500 rpm
380 lb.-ft. torque @ 4,250 rpm

4 CHOICES: ALL WINNERS.

Horsepower. Torque. Fuel efficiency. The numbers speak for themselves. Get best-in-class 411 hp and 434 lb.-ft. of torque with the 6.2L V8!¹ Enjoy 8.7L/100 km (32 mpg) hwy² and unsurpassed V6 torque with the standard 3.7L V6. Or take your pick of powerful combinations in between. With the only standard 6-speed automatic transmission in the class and available SelectShift Automatic[®], you can't go wrong. Twin independent variable cam timing (Ti-VCT) enables precise control of the camshafts on 3 of these high-tech engines to help give you better fuel efficiency and more power than their predecessors. Engineered to meet the most stringent standards for long-lasting durability, every engine in this lineup is proven over millions of kilometres of harsh laboratory and real-world testing. They're all Built Ford Tough.[®]

3.7L Ti-VCT 4-Valve V6 FFV

It delivers outstanding fuel efficiency along with torque that no other standard V6 can beat. Piston cooling jets inside this engine spray oil directly on the underside of the pistons to help keep them cool under extreme operating conditions. As a flex-fuel vehicle (FFV) engine, the 3.7L can run on E85, gasoline or any combination of the two.

12.6 city/8.7 hwy L/100 km (22/32 mpg)²

5.0L Ti-VCT 4-Valve V8 FFV

It's the most fuel-efficient of any comparable³ V8 engine¹ and it delivers the most horsepower, torque, towing and payload capabilities.⁴ The intake camshaft on this engine is specifically designed to help achieve its low-end torque. It also features cast exhaust manifolds and a unique engine oil cooler for heavy-duty use and durability.

14.1 city/9.7 hwy L/100 km (20/29 mpg)²

3.5L EcoBoost[®] Ti-VCT

This innovative engine delivers the highest max. towing and payload capabilities⁴ in the class along with outstanding fuel efficiency. Twin turbochargers combine with high-pressure direct injection for remarkably balanced performance. Turn the page for more on EcoBoost!¹

12.9 city/9.0 hwy L/100 km (22/31 mpg)²

6.2L 2-Valve V8

This free-breathing beast delivers the most horsepower and torque available on any engine in the class. Baja-tested by the Ford Special Vehicle Team (SVT) and shared with F-Series Super Duty[®], the proven 6.2L boasts a cast-iron engine block with 4-bolt main bearing caps and 2 additional cross bolts for extreme durability. Utilizing 2 spark plugs per cylinder helps improve efficiency and increase engine torque.

16.5 city/11.0 hwy L/100 km (17/26 mpg)²

Clockwise from upper left: 3.5L EcoBoost, 6.2L V8, 5.0L V8 and 3.7L V6.

¹Available feature. ²Non-hybrid 4x2. Fuel consumption ratings based on Government of Canada approved test methods. Actual fuel consumption will vary. See specifications for details. ³Small V8 engines of 5.0L or less displacement. ⁴When properly equipped. ⁵Horsepower and torque achieved with premium fuel.

2013 **F-150**
ford.ca





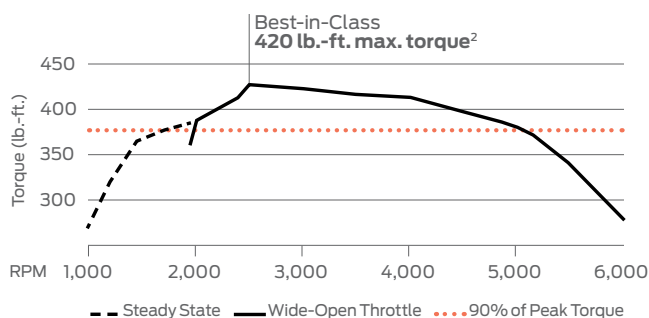
Best-in-Class ▶ Torque ▶ Towing ▶ Payload

9.0 L/100 km (31MPG) HWY¹
12.9 L/100 km (22MPG) CITY¹



POWER RIGHT PAST PUMP AFTER PUMP.

F-150 equipped with our 3.5L EcoBoost® direct-injection twin-turbo engine delivers a best-in-class mix of torque, capability and fuel efficiency. It beats all competitors with 420 lb.-ft. of torque, an 11,300-lb. (5,126-kg) max. towing capacity² and a 3,100-lb. (1,406-kg) max. payload capacity². Plus, it delivers 9.0L/100 km (31 mpg) hwy.¹ The 136L fuel tank on EcoBoost 4x4 means F-150 can travel over 1,300 hwy kilometres between fill-ups. Extensive durability testing, equivalent to 2.5 million kilometres and 10 years of use in the harshest environments, pushed EcoBoost to extremes as it earned its place in the Built Ford Tough® lineup.



Torque that beats all competitors. The 3.5L EcoBoost generates over 90% of its best-in-class peak torque from way down at 1,700 rpm all the way up through 5,000 rpm.

LARIAT SuperCrew 4x2. LARIAT Chrome Package. Ruby Red. Available equipment.

¹Non-hybrid 3.5L EcoBoost 4x2. Fuel consumption ratings based on Government of Canada approved test methods. Actual fuel consumption will vary. See specifications for details. ²When properly equipped.

2013 **F-150**
ford.ca





STAY CONNECTED.

New for 2013, voice-activated SYNC®¹ with MyFord™¹ is available on XLT, standard on FX2 and FX4. This system includes a 4.2" LCD productivity screen in the centre of the gauge cluster, 5-way controls on the steering wheel, and a 4.2" screen in the centre stack.

Once paired, SYNC recognizes your phone and downloads your contacts to support voice calling. It also plays music from your phone, MP3, USB or iPod®. Just touch a button on the steering wheel and say things like "Call: John at work," or "Play playlist: Country." SYNC also includes 911 Assist® with GPS location reporting. SYNC. Say the word.

Listen to your favourites all across Canada with SiriusXM® Satellite Radio². Your 6-month prepaid subscription gets you the best in audio entertainment including 100% commercial-free music from every genre, world-class news, sports, comedy and entertainment.



Keeps you fully informed. Engaging, easy-to-use menus on the LCD productivity screen help you track fuel usage, explore unique truck applications and even make towing decisions.

XLT SuperCrew 4x4. Steel Grey interior. Available equipment.

¹Available feature. Some mobile phones and some digital media players may not be fully compatible. Driving while distracted can result in loss of vehicle control. Only use mobile phones and other devices, even with voice commands, when it is safe to do so. SYNC with MyFord offers voice recognition and screens in English, French and Spanish. ²Available feature. SiriusXM Satellite Radio subscriptions sold after 6-month prepaid period expires. Subscriptions are governed by SiriusXM Customer Agreement; see sirius.ca.

2013 **F-150**
ford.ca



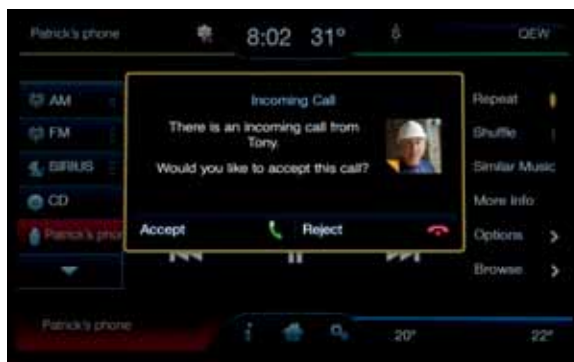


CONTROL IT YOUR WAY.

For ultimate authority over your phone, entertainment, navigation¹ and climate, the 2013 F-150 introduces voice-activated SYNC^{®2} with MyFord Touch.^{TM2} This system includes an 8" LCD touch screen in the centre stack, the 4.2" LCD productivity screen in the gauge cluster, a media hub with dual USB ports and more. Operate it with simple voice commands, by interacting with the touch screen, or by using the knobs and buttons just below the touch screen.



Enhances your travels. Upgrade to the Navigation System¹ for interactive maps you can zoom and scroll – complete with 3D landmarks. Choose the Eco Route on the voice-guided turn-by-turn directions for a recommendation on the most efficient way to travel.



Lets you "see" who's calling. MyFord Touch can download personal photos from your phone book and display them on its full-colour screen when you browse your directory and during calls.

LIMITED SuperCrew 4x4.

¹Available feature. ²Available feature. Some mobile phones and some digital media players may not be fully compatible. Driving while distracted can result in loss of vehicle control. Only use SYNC/MyFord Touch/other devices, even with voice commands, when it is safe to do so. SYNC with MyFord Touch offers voice recognition and screens in English, French and Spanish. Some features may be locked out while the vehicle is in motion.

2013 **F-150**
ford.ca





RIDE LIKE A KING.

Whether you choose the legendary KING RANCH™ or another SuperCrew model, prepare for an interior experience like no other. We're talking room to spare, lots of creature comforts, superb cargo space and utmost flexibility – this truck has it all. The seating is thoughtfully contoured to provide comfortable support in all the right places, including its angled rear seat backs, which create a relaxed, natural seating position. The ultra-convenient one-touch 60/40 split rear seat folds up to reveal 1,569 L (55.4 cu. ft.) of cargo space and the only completely flat load floor available in the class. Recharging multiple devices is easy with a standard 12-volt powerpoint up front, plus another next to the 110-volt power outlet on the back of the flow-through centre console¹ and one inside of it. Beneath the surface, its stiff frame and body, shear-style body mounts, door seals, Quiet Steel® and a noise-absorbing headliner all work together to help deliver a remarkably quiet ride. One might say it's fit for royalty.

KING RANCH SuperCrew 4x4. Black interior with Chaparral leather trim. Available equipment.

¹Available feature.

2013 **F-150**
ford.ca



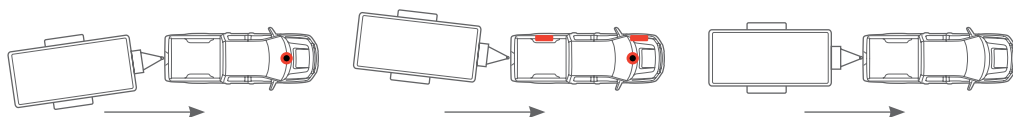
Best-in-Class Towing¹
11,300 LBS./5,126 KG
 ACROSS ALL 3 CABS



TOW MORE. SWEAT LESS.

F-150 is the first and only truck to combine best-in-class max. towing¹ capability of up to 11,300 lbs. (5,126 kg) in every cab type, the stabilization technology of standard trailer sway control, and an integrated trailer brake controller,² offering you a level of towing confidence no other full-size pickup can touch.

Standard hill start assist helps prevent you from rolling back on a grade by momentarily maintaining brake pressure until the engine delivers enough torque to move the truck up the hill. Trucks equipped with the trailer brake controller can automatically apply the trailer brake too. Included with every Trailer Tow Package,³ our 6-speed SelectShift Automatic[®] transmission³ features a progressive range select mode you can use to lock-out upper gears for better performance when the truck is heavily loaded or when towing on grades. Rest assured, your trailer's reign of terror is over.



Helps you keep it in line. Our standard trailer sway control uses a yaw motion sensor to monitor the motions of your truck and detect trailer sway. It can automatically react when sway is detected by selectively braking and reducing engine torque to help you maintain control of both the truck and the trailer.⁴



Powers your view into place. New for 2013, our convenient PowerScope[®] trailer tow mirrors, optional on select models, feature both power telescoping and power folding.



Helps you line it up. The rear view camera³ displays a full-colour image in your auto-dimming rearview mirror³ on the 4.2" MyFord[™] screen³ or on the 8" MyFord Touch[™] screen³ (shown). Just shift into Reverse for a wide-angle view behind the truck, complete with a distance guide.

PLATINUM SuperCrew 4x4. Tuxedo Black. Available equipment.

¹Maximum capability when properly equipped. See your Ford of Canada Dealer for specific equipment and other limitations. ²Available feature. Trailer brake controller verified to be compatible with electrically actuated drum brakes and certain electric-over-hydraulic brake systems. See your Ford of Canada Dealer for details. ³Available feature. ⁴Remember that even advanced technology cannot overcome the laws of physics. It's always possible to lose control of a vehicle due to inappropriate driver input for the conditions.

2013 **F-150**
 ford.ca





Best-in-Class Payload¹
3,120 LBS./1,415 KG



HAUL MORE. WORK SMARTER.

With a best-in-class 3,120-lb. (1,415-kg) max. payload¹ capability and best-in-class cargo box volume of up to 2,301 L (81.3 cu. ft.), F-150 helps you transport more materials in each load, which could reduce the number of trips you make to and from the work site. Each crossmember on its fully boxed frame is precisely positioned to create a flat load floor, then through-welded to help create a highly rigid structure, which minimizes frame flex and contributes to stable hauling and towing. Opt for the Tough Bed[®] factory-installed spray-in bedliner² and an industrial-grade synthetic lining will be applied directly to the bed for durable, long-lasting protection. Even managing cargo is easier thanks to the best pickup box access in the class – steps on all 3 sides including our class-exclusive tailgate step² and box side steps.² Any way you stack it, F-150 is the hardest working, most productive truck out there.



Expands your cargo capabilities. Our stowable bed extender² folds out, clamps together and secures with a bolt-action latch. Use this rugged barrier to haul with the tailgate down or secure smaller loads with it up.



Gives you a lift. Class-exclusive box side steps² ease access to the front end of the box. Each step can handle up to 500 lbs. (227 kg). Deploy or stow them with your foot – no hands required.

FX4 SuperCrew 4x4. Sterling Grey. Available equipment.

¹Maximum capability when properly equipped. See your Ford of Canada Dealer for specific equipment and other limitations. ²Available feature.

2013 **F-150**
ford.ca





MASTER ROUGH TERRAIN.

Built Ford Tough® with rugged underpinnings, every F-150 starts with a double-wishbone, coil-over-shock, independent front suspension including gas shock absorbers and 2-stage, variable-rate rear leaf springs. In addition to its 2H, 4H and 4L modes, the 2-speed automatic 4x4 system¹ features a convenient 4A mode that automatically responds to changing road conditions by directing engine torque as needed for optimum traction. Equip your truck with the Off-Road Package,¹ which now includes Hill Descent Control,² an electronic-locking rear differential, skid plates and off-road-tuned shock absorbers, to help boost your off-road confidence from the start.



Tracks the action. Monitor your pitch angle, bank angle and wheel direction with our class-exclusive off-road display in the LCD productivity screen.¹

Enhances capability on 4x2s and 4x4s. The electronic-locking rear differential¹ uses a true mechanical dog-clutch mechanism to lock both rear axle shafts together so they turn at the same speed for maximum traction. Available on all models;² it improves 4x2 traction when towing and when travelling on sand or other loose surfaces.

FX4 SuperCab 4x4. Tuxedo Black. Available equipment.

¹Available feature. ²Not available with 3.7L V6.

2013 **F-150**
ford.ca



EASY TO MAKE YOUR OWN.



F-150 offers a long list of functional and stylish options. Power-adjustable brake and accelerator pedals help enhance driver comfort. The flow-through centre console offers 3 ways to power electronics: a 12-volt powerpoint inside and another alongside the 110-volt power outlet on the back. An industrial-grade synthetic lining applied directly to the bed, the factory-installed Tough Bed® spray-in bedliner provides durable, long-lasting protection. A new soft-folding tonneau cover helps protect the contents of your cargo box from the weather. The FX Appearance Package adds hood and bodyside graphics, Alcantara® seat inserts, 20" wheels and more. Build the F-150 you want, just the way you want it.

Power-adjustable pedals¹
Flow-through centre console¹
with 110-volt power outlet
Tough Bed spray-in bedliner¹
Soft-folding tonneau cover^{1,2}
FX Appearance Package¹

¹Available feature. ²Ford Licensed Accessory.



LARIAT SuperCrew 4x4 in Ingot Silver customized with chrome hood deflector, 5" chrome aluminum tubular step bars, wheel-well liners, chrome exhaust tip, smoked side window deflectors and chrome trailer tow mirrors.

Portable DVD Rear-seat Entertainment System by NextBase®¹

Drop-in bedliner


All-weather floor mats

Remote start systems



Electronics

Keyless entry keypad
Head and tail lamp assemblies
Vehicle Security System
Speed control
Warning sensor systems²



Exterior

Door sill protector appliqué
Splash guards
Grille inserts
Manual and power mirrors
Manual and power sliding windows
Step bars, running boards and bed-side steps
Sportz® tents²
Trailer towing accessories
Locking fuel plug
Wheel lock kit



Interior

Interior light kit
Cargo organizers and protectors
Protective seat covers²
Carpeted floor mats
Ash cup/coin holders
Auto-dimming rearview mirror

Bed Products

Bed extender, liners and mats
Cable lock²
Tonneau covers²
Retractable stake pocket tie-downs²

¹Available feature. ²Ford Licensed Accessory.

F-150 Standard Features

Mechanical

Brakes – Power 4-wheel vented-disc with ABS
Easy Fuel® capless fuel filler
Electronic brakeforce distribution (EBD)
Engine block heater
Fail-Safe Engine Cooling System
Four-wheel-down towing capability (4x4)
Gas-pressurized twin-tube shock absorbers
Hill start assist
Hood-open assist mechanisms
Horn – Dual-note
Jack (2-ton)
Lightweight aluminum hood
Maintenance-free 78-amp-hr, 750-CCA battery with battery saver
Parking brake, foot-operated with hand-release
Power rack-and-pinion steering
Spare tire with underframe winch with safety catch
Stabilizer bar – Front
Stainless steel exhaust system (major components)
Suspension – Front: long-spindle, double-wishbone coil-over-shock; rear: leaf springs
Trailer tow with 4-pin connector

Interior




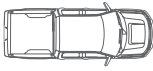
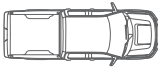
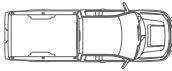



Air conditioning
Assist/grab handle for right-front passenger
Assist/grab handles at rear outboard positions (SuperCrew)
Coat hooks (2)
Cupholders – Front (2 deployable under centre seat or in floor console, and 1 in each front-door map pocket)
Display centre
Front dome or map lights
Front-door map pockets
Gauges for fuel, oil pressure and engine coolant temperature; tachometer; voltmeter; speedometer; and odometer
Glove compartment
Powerpoints – 12-volt in front (all models) and rear (in SuperCab and SuperCrew models)
Steering column – manual tilt

Exterior

Cargo box lamp integrated into centre high-mounted stop lamp
Cargo box tie-downs (4)
Daytime running lamps
Outer door-sill scuff pads
Removable tailgate with key lock and tailgate assist
Stake-bed pockets
Stone guards – Front and rear
Tow hooks (2 in front; 4x4 only)
Windshield wipers – Intermittent

Safety & Security

3-point safety belts in front (all models) and rear (in SuperCab and SuperCrew models)
AdvanceTrac® with RSC® (Roll Stability Control™)
Airbags – Front-seat side ¹
Airbags – Safety Canopy® System with side-curtain airbags ¹ for all rows and rollover sensor
Alert chimes for headlamps-on, key-in-ignition and safety belt
Belt-Minder™ front safety belt reminder
Brake/shift interlock
Fuel pump inertia shutoff switch
LATCH – Lower Anchors and Tether Anchors for Children
Personal Safety System™ for driver and right-front passenger includes dual-stage front airbags ¹ ; safety belt pretensioners, safety belt energy-management retractors, safety belt usage sensors, driver's seat position sensor, crash severity sensor, restraint control module and Front-Passenger Sensing System ²
SecuriLock® Passive Anti-Theft Engine Immobilizer System
Side-intrusion door beams
SOS Post-Crash Alert System™
Spare wheel/tire lock
Tire Pressure Monitoring System (excludes spare)
Trailer sway control

									
XL	○	○		○	○	○	●		
STX	○	○			○		●		○
XLT	○	○	○	○	○	○	●		○
FX2/FX4		○	○	○	○			●	
LARIAT		○	○	○	○		○	●	
KING RANCH™			●	○	○			●	
PLATINUM			●	○	○			●	
LIMITED			●	●				●	

● Standard ○ Optional

¹Always wear your safety belt and follow airbag warning label instructions. ²Right-front-passenger seat only.

Microsoft is a registered trademark of Microsoft Corporation. "SiriusXM," the SiriusXM logo, channel names and logos are trademarks of SiriusXM Radio Inc. and are used under licence. iPod is a registered trademark of Apple Inc. All rights reserved. King Ranch is a trademark of King Ranch, Inc. Quiet Steel is a registered trademark of Material Sciences Corporation. Alcantara is a registered trademark of Alcantara S.p.A., Italy. Sony is a registered trademark of the Sony Corporation. Master Lock is a registered trademark of Master Lock Company LLC.

F-150 Standard Features



XL

Equipment Group 100A
Includes all standard features, plus:

Mechanical

3.7L Ti-VCT 4-valve V6 FFV engine (Regular Cab and SuperCab 145" WB)

5.0L Ti-VCT 4-valve V8 FFV engine (SuperCab 163" WB)

Electronic 6-speed automatic transmission with tow/haul mode

Electric power-assisted steering

Electronic shift-on-the-fly (ESOF) (4x4)

Seating

2-way adjustable front head restraints

4-way manual front seats

40/20/40 split front seat

60/40 split flip-up rear seat (SuperCab)

Cloth seats

Manual driver lumbar

Interior

AM/FM stereo with clock

Climate controls – Manual

Door locks – Manual

Flooring – Black vinyl

Mirror – Day/night rearview

Passenger-side visor vanity mirror

Steering wheel – Black urethane

Windows – 2nd-row fixed (SuperCab)

Windows – Front, manual

Window – Rear, fixed glass with solar tint

Exterior

Bumpers – Argent-painted front and rear with black moulded front upper fascia

Door handles – Black

Grille – Black surround and C-clamp insert

Headlamps – Aerodynamic clear-lens dual-beam halogen

Mirrors – Manual sideview

Stone guards – Black

17" Grey styled steel wheels

P235/75R17 BSW all-terrain tires



STX

Equipment Group 200A
Includes select XL features, plus:

Mechanical

3.7L Ti-VCT 4-valve V6 FFV engine

Seating

4-way adjustable front head restraints

Interior

AM/FM stereo/single-CD player with clock

Auxiliary audio input jack

Customer information display with external temperature

MyKey®

SiriusXM Satellite Radio with 6-month prepaid subscription

Exterior

Bumpers – Body-colour front and rear with body-colour front upper fascia

Grille – Body-colour surround with black C-clamp insert

17" machined aluminum wheels

P235/75R17 BSW all-terrain tires



XLT

Equipment Group 300A
Includes select STX features, plus:

Mechanical

3.7L Ti-VCT 4-valve V6 FFV engine (Regular Cab, SuperCab and 4x2 SuperCrew 145" WB)

5.0L Ti-VCT 4-valve V8 FFV engine (4x4 SuperCrew and 4x2 SuperCrew 157" WB)

Interior

Accessory delay for power features

Compass

Cruise control

Door locks – Power

Driver and passenger-side visors with covered vanity mirrors

Fade-to-off interior lighting

Flooring – Colour-coordinated carpet

Flooring – Colour-coordinated carpeted floor mats

Ford SYNC® voice-activated, in-vehicle connectivity system

Overhead console with storage bins and map lights (SuperCab and SuperCrew)

Steering wheel – Colour-coordinated urethane

Window – Rear, fixed glass with privacy tint

Windows – Power with front one-touch-up/-down feature

Exterior

Autolamp automatic on/off headlamps

Bumpers – Chrome front and rear with body-colour front upper fascia

Grille – Chrome surround and C-clamp insert

Mirrors – Power sideview

Remote Keyless Entry System with 2 integrated key transmitter remotes with panic button, and Illuminated Entry System

17" machined aluminum wheels with painted accents

P235/75R17 BSW all-terrain tires (Regular Cab and SuperCab)

P255/65R17 OWL all-season tires (SuperCrew 4x2)

P265/70R17 OWL all-terrain tires (SuperCrew 4x4)

F-150 Standard Features



FX2/FX4

Equipment Group 400A
Includes select XLT features, plus:

Mechanical

5.0L Ti-VCT 4-valve V8 FFV engine
SelectShift Automatic® transmission
4x2 (FX2)
4x4 (FX4)
Hill Descent Control™ (FX4)
Rear axle – Electronic-locking differential (FX4)
Skid plates (FX4; front differential, transfer case and fuel tank)
Trailer Tow Package

Seating

6-way power driver's seat
Front bucket seats with flow-through centre console and floor shifter
Manual driver and passenger lumbar
Sport cloth seats

Interior

SYNC with MyFord™ 4.2" LCD productivity screen in cluster and 4.2" LCD audio and climate control screen in centre stack
Flooring – Black rubber off-road floor mats (FX4)
Flooring – Colour-coordinated carpeted floor mats (FX2)
Mirror – Auto-dimming rearview
Power outlet – 110-volt, on back of centre console
Steering column – Manual-tilt/-telescoping
Steering wheel – Black leather-wrapped
Steering wheel-mounted SYNC and audio controls
Window – Rear, fixed glass with privacy tint and defroster

Exterior

Black headlamp and tail lamp surrounds
Bumpers – Body-colour front and rear with body-colour front upper fascia
Cab steps – 6" grey angular
Door handles – Body-colour
Fog lamps
FX2 SPORT pickup box decals (FX2)
FX4 OFF-ROAD pickup box decals (FX4)
Grille – Body-colour surround with black C-clamp insert
Mirrors – Body-colour sideview mirror caps
Mirrors – Power, heated sideview with integrated turn signal indicators and driver's side auto-dimming feature
Reverse Sensing System
SecuriCode™ keyless entry keypad
Wheel-lip mouldings – Body-colour (FX2)
Wheel-lip mouldings – Sterling Grey (FX4)
18" machined aluminum wheels
P265/60R18 OWL all-season tires (FX2)
P275/65R18 OWL all-terrain tires (FX4)



LARIAT

Equipment Group 500A
Includes select XLT features, plus:

Mechanical

5.0L Ti-VCT V8 FFV engine
SelectShift Automatic transmission
2-speed automatic 4WD (4x4)
Trailer Tow Package

Seating

10-way power driver and right-front-passenger seats
60/40 split flip-up rear seat with folding armrest (SuperCrew)
Flow-through centre console with leather-trimmed lid and floor shifter
Front bucket seats
Heated and cooled driver and front-passenger seats
Leather-trimmed seats
Memory driver's seat

Interior

Audio System from Sony® with single-CD player
SYNC with MyFord Touch™ voice-activated, in-vehicle connectivity system, which includes one 4.2" LCD productivity screen; one 8" LCD touch screen in centre stack; and media hub with 2 USB ports, SD card reader and audio visual input jacks
Driver and passenger-side visors with covered, illuminated vanity mirrors
Dual-zone electronic automatic temperature control
Flooring – Black rubber off-road floor mats
Flooring – Colour-coordinated carpeted floor mats
Memory power-adjustable pedals
Mirror – Auto-dimming rearview
Power outlet – 110-volt, on back of centre console
Steering wheel – Colour-coordinated leather-wrapped
Steering wheel-mounted SYNC and audio controls
Universal garage door opener
Window – Rear, power-sliding with privacy tint and defroster
Woodgrain interior trim accents

Exterior

Door handles – Body-colour
Fog lamps
Grille – Chrome surround and 3-bar insert
Mirrors – Body-colour sideview mirror caps
Mirrors – Power, heated sideview with memory, integrated turn signal indicators, and driver's side auto-dimming feature
Remote Start System
Reverse Sensing System
SecuriCode keyless entry keypad
Wheel-lip mouldings – Body-colour
18" bright aluminum wheels
P265/60R18 OWL all-season tires (4x2)
P275/65R18 OWL all-terrain tires (4x4)



KING RANCH™

Equipment Group 600A
Includes select LARIAT features, plus:

Mechanical

Trailer brake controller
Chaparral leather-trimmed seats
Flow-through centre console with Chaparral leather-trimmed lid, and floor shifter with Chaparral leather-wrapped knob
Heated rear outboard seats

Interior

Ambient lighting
Flooring – Carpeted floor mats with KING RANCH logo
Navigation System
Steering column – Power-tilt/-telescoping with memory
Steering wheel – Chaparral leather-wrapped
Unique woodgrain interior trim accents

Exterior

Bumpers – Pale Adobe front and rear with body-colour front upper fascia
Cab steps – Pale Adobe platform
Chrome exhaust tip
Grille – Body-colour surround with chrome 3-bar insert and Pale Adobe mesh
Headlamps – High-intensity discharge (HID)
KING RANCH tailgate and fender badges
Mirrors – Body-colour sideview mirror caps
Mirrors – Power-folding heated sideview with memory, integrated turn signal indicators, security approach lamps, and driver's side auto-dimming feature
Pale Adobe box top and tailgate mouldings
Power moonroof
Rear view camera
Stone guards – Pale Adobe
Tailgate step
Two-tone paint with Pale Adobe lower accent colour
Wheel-lip mouldings – Pale Adobe
18" 7-spoke aluminum wheels with painted accents and KING RANCH logo centre caps



F-150 Standard Features



PLATINUM

Equipment Group 700A
Includes select LARIAT features, plus:

Mechanical

Trailer brake controller

Seating

Flow-through centre console with leather-trimmed lid, and floor shifter with leather-wrapped knob

Front bucket seats with embroidered PLATINUM logo on seat backs

Heated rear outboard seats

Interior

Aluminum appliqués on centre panel and console

Ambient lighting

Bright inserts on door-sill scuff plates

Navigation System

Steering column – Power-tilt/-telescoping with memory

Steering wheel – Leather-wrapped with real wood insert

Unique woodgrain interior trim accents

Universal garage door opener

Exterior

Bright bodyside accent mouldings

Bumpers – Body-colour front and rear with body-colour front upper fascia

Cab steps – Power-deployable

Chrome exhaust tip

Chrome front tow hooks

Door handles – Body-colour with chrome straps

Grille – Satin-finish surround and 3-bar insert with silver mesh

Headlamps – High-intensity discharge (HID)

High-gloss black B-pillar appliqués

Mirrors – Chrome sideview mirror caps

Mirrors – Power-folding heated sideview with memory, integrated turn signal indicators, security approach lamps, and driver's side auto-dimming feature

PLATINUM tailgate and fender badges

Power moonroof

Rear view camera

Satin-finish tailgate appliqué

Tailgate step

Windshield wipers – Rain-sensing

20" polished aluminum wheels

P275/55R20 OWL all-terrain tires



LIMITED

Equipment Group 900A
Includes select LARIAT features, plus:

Mechanical

3.5L EcoBoost® Ti-VCT engine (includes 136L fuel tank)

Rear axle – Electronic-locking differential

Trailer brake controller

Seating

Brick red leather-trimmed seats

Flow-through centre console with leather-trimmed lid and laser-engraved serialization plate, and floor shifter with leather-wrapped knob

Front bucket seats with cloisonné seat back badges

Heated rear outboard seats

Interior

Aluminum appliqués on centre panel and console

Ambient lighting

Navigation System

Steering column – Power-tilt/-telescoping with memory

Steering wheel – Two-tone leather-wrapped

Unique bright inserts in door-sill scuff plates

Unique instrument cluster

Unique interior trim accents

Exterior

Bumpers – Body-colour front and rear with body-colour front upper fascia

Cab steps – Power-deployable

Chrome exhaust tip

Chrome front tow hooks

Chrome tie-down hooks

Door handles – Body-colour with chrome straps

Grille – Body-colour surround with chrome 3-bar insert and mesh

Headlamps – High-intensity discharge (HID)

LIMITED dimensional box side lettering

Mirrors – Power-folding, heated sideview with memory, integrated turn signal indicators, security approach lamps and driver's side auto-dimming feature

Power moonroof

Rear view camera

Tailgate step

Windshield wipers – Rain-sensing

22" polished aluminum wheels

P275/45R22 BSW all-season tires



XL

Available Equipment Group

Equipment Group 101A – AM/FM stereo/single-CD player with clock, speed-compensated volume control and customer information display + auxiliary audio input jack + cruise control + **XL Décor Group** includes chrome front and rear bumpers, + Ford SYNC® voice-activated, in-vehicle connectivity system + **Trailer Tow Package** (required for towing over 2,268 kg [5,000 lbs.]) includes Class IV trailer hitch receiver, 7-pin wiring harness, upgraded radiator, auxiliary transmission oil cooler, and SelectShift Automatic® transmission

Available Packages

Heavy-Duty Payload Package (Regular Cab and SuperCab with 8' box; restrictions apply) increases GVWR to 3,719 kg (8,200 lbs.) for improved payload and towing; 17" 7-lug grey styled steel wheels; LT245/75R17E BSW all-terrain tires; heavy-duty shock absorbers; upgraded springs and radiator; auxiliary transmission oil cooler; rear axle with 9.75" gear set and 3.73 limited-slip gear ratio

Trailer Tow Package (required for towing over 2,268 kg [5,000 lbs.]) includes Class IV trailer hitch receiver; 7-pin wiring harness; upgraded radiator; auxiliary transmission oil cooler; and SelectShift Automatic transmission

Max. Trailer Tow Package (requires 3.5L engine; restrictions apply; required for towing over 2,268 kg [5,000 lbs.]) includes Class IV trailer hitch receiver; 7-pin wiring harness; upgraded radiator; auxiliary transmission oil cooler; trailer brake controller; upgraded rear bumper; and SelectShift Automatic transmission

Available Options

Mechanical

- 5.0L Ti-VCT V8 FFV engine (Regular Cab and SuperCab 145" WB)
- 3.5L EcoBoost® Ti-VCT engine (includes 98L fuel tank on 4x2 and 136L fuel tank on 4x4; n/a on Regular Cab 126" WB)
- Rear axle – Electronic-locking differential (requires 5.0L or 3.5L engine)
- Rear axle – Limited-slip differential (requires 3.7L engine)
- Trailer brake controller (requires Trailer Tow Package or Max. Trailer Tow Package; requires fog lamps when ordered with 101A)

Seating

- 40/20/40 split vinyl front seat with manual driver lumbar (requires 100A)

Exterior

- Bedliner – Plastic drop-in
- Bedliner – Tough Bed® factory-installed spray-in
- Box side steps (requires 6½' or 8' box; requires 101A)
- Cable Lock by Master Lock® (replaces cargo tie-down hooks)
- Crew Chief™ powered by Telogis® – Fleet tracking system² with 1 year of Crew Chief service
- Fog lamps (requires 101A)
- Mirrors – Manually telescoping trailer tow with manual glass
- MyKey® (requires 101A)
- Skid plates (4x4 only)
- Tailgate step (requires 101A)
- Tonneau cover – Soft, trifold
- Wheel-well liners
- 17" 7-lug grey styled steel wheels (requires 101A and Heavy-Duty Payload Package)
- P255/65R17 OWL all-season tires (4x2; requires 101A)
- P265/70R17 OWL all-terrain tires (4x4; requires 101A)
- LT245/75R17E BSW all-terrain tires (n/a with Regular Cab 126" WB)

STX

Available Equipment Group

Equipment Group 201A – SYNC voice-activated, in-vehicle connectivity system + fog lamps + **Trailer Tow Package** (required for towing over 2,268 kg [5,000 lbs.]) includes Class IV trailer hitch receiver, 7-pin wiring harness, upgraded radiator, auxiliary transmission oil cooler, and SelectShift Automatic transmission + power-sliding rear window with privacy tint + cruise control

Available Package

Trailer Tow Package (required for towing over 2,268 kg [5,000 lbs.]) includes Class IV trailer hitch receiver; 7-pin wiring harness; upgraded radiator; auxiliary transmission oil cooler; and SelectShift Automatic transmission

Available Options

Mechanical

- 5.0L Ti-VCT V8 FFV engine
- Rear axle – Electronic-locking differential (requires 5.0L engine)
- Rear axle – Limited-slip differential (requires 3.7L engine)
- Trailer brake controller (requires 201A)

Seating

- Front 40/console/40 cloth seats with manual driver lumbar (requires 201A)

Interior

- Cruise control
- SYNC voice-activated, in-vehicle connectivity system with AM/FM stereo/single-CD player with clock, speed-compensated volume control and customer information display

Exterior

- Bedliner – Plastic drop-in
- Bedliner – Tough Bed factory-installed spray-in
- Cab steps – 4" polished stainless steel tubular (requires 201A)
- Tailgate step (requires 201A)
- Tonneau cover – Soft-folding
- Wheel-well liners – Rear

¹Ford Licensed Accessory. See your dealer for limited warranty details. ²Some features are unavailable while driving.

F-150 Optional Features



XLT

Available Equipment Groups

Equipment Group 301A – **XLT Convenience Package** includes 6-way power driver's seat (SuperCab and SuperCrew only); power-adjustable pedals; SYNC with MyFord™ 4.2" LCD productivity screen in cluster and 4.2" LCD audio and climate control screen in centre stack; and leather-wrapped steering wheel with 5-way steering wheel-mounted controls + **Trailer Tow Package** (required for towing over 2,268 kg [5,000 lbs.]) includes Class IV trailer hitch receiver; 7-pin wiring harness; upgraded radiator; auxiliary transmission oil cooler; and SelectShift Automatic transmission + power, heated sideview mirrors with integrated turn signal indicators and driver's side auto-dimming feature + auto-dimming rearview mirror + SecuriCode™ keyless entry keypad

Equipment Group 302A – (SuperCab and SuperCrew only) includes all content of 301A + 5.0L Ti-VCT V8 FFV engine + Reverse Sensing System + **XTR Package** (n/a with Heavy-Duty Payload Package) includes chrome grille surround and C-clamp insert with silver mesh, chrome front tow hooks (4x4), 18" chrome-clad aluminum wheels, P265/60R18 OWL all-season tires (4x2), P275/65R18 OWL all-terrain tires (4x4), chrome door handles with black bezels, 5" chrome cab steps, fog lamps, and chrome exhaust tip + trailer brake controller + rear view camera

Available Packages

Heavy-Duty Payload Package (requires 300A or 301A; Regular Cab and SuperCab with 8' box and SuperCrew with 6½' box; restrictions apply) increases GVWR to 3,719 kg (8,200 lbs.) for improved payload and towing; 17" 7-lug aluminum wheels; LT245/75R17E BSW all-terrain tires; heavy-duty shock absorbers; upgraded springs and radiator; auxiliary transmission oil cooler; rear axle with 9.75" gear set and 3.73 limited-slip gear ratio

Off-Road Package (requires XLT Convenience Package and 301A or 302A; 4x4 only; n/a with 3.7L V6 engine, Heavy-Duty Payload Package or 163" WB) includes 3.55 electronic-locking rear axle; fuel tank, transfer case and front differential skid plates; off-road-tuned front shock absorbers; P265/70R17 OWL all-terrain tires; 4x4 Off-Road box decals; and Hill Descent Control™

Trailer Tow Package (required for towing over 2,268 kg [5,000 lbs.]) includes Class IV trailer hitch receiver; 7-pin wiring harness; upgraded radiator; auxiliary transmission oil cooler; and SelectShift Automatic transmission

Max. Trailer Tow Package (Requires 301A or 302A; restrictions apply; required for towing over 2,268 kg [5,000 lbs.]) includes Class IV trailer hitch receiver; 7-pin wiring harness; upgraded radiator; auxiliary transmission oil cooler; trailer brake controller; upgraded rear bumper; and SelectShift Automatic transmission

XTR Package (SuperCab and SuperCrew only; n/a with Heavy-Duty Payload Package) includes chrome grille surround and C-clamp insert with silver mesh, chrome front tow hooks (4x4), 18" chrome-clad aluminum wheels, P265/60R18 OWL all-season tires (4x2), P275/65R18 OWL all-terrain tires (4x4), chrome door handles with black bezels, 5" chrome cab steps, chrome front tow hooks (4x4), fog lamps, SecuriCode keyless entry keypad, and chrome exhaust tip

Available Options

Mechanical

5.0L Ti-VCT V8 FFV engine (Regular Cab, SuperCab, and 4x2 SuperCrew 145" WB)

3.5L EcoBoost Ti-VCT engine (n/a on Regular Cab 126" WB; includes 98L fuel tank on 4x2 and 136L fuel tank on 4x4)

6.2L 2-valve V8 engine (n/a on SuperCab 163" WB; requires 301A or 302A)

Rear axle – Electronic-locking differential (requires 5.0L or 3.5L engine)

Rear axle – Limited-slip differential (requires 3.7L engine)

Trailer brake controller (requires Trailer Tow Package or Max. Trailer Tow Package)

Seating

Cloth 40/console/40 front bucket seats with manual driver lumbar (SuperCab and SuperCrew only; requires 301A or 302A)

Interior

Flooring – Black vinyl floor covering (requires 300A; does not include floor mats)

Flooring – Full-coverage rubber floor mats

Exterior

Bedliner – Plastic drop-in

Bedliner – Tough Bed factory-installed spray-in

Box side steps (requires 6½' or 8' box; requires 301A or 302A)

Cab steps – 4" polished stainless steel (Regular Cab only; requires 300A or 301A)

Cab steps – 5" chrome (SuperCab and SuperCrew only; requires 300A or 301A)

Cable Lock by Master Lock¹ (replaces cargo tie-down hooks)

Crew Chief powered by Telogis¹ – Fleet tracking system² with 1 year of Crew Chief service

Fog lamps

Mirrors – Manual telescoping trailer tow with power, heated glass, integrated turn signal indicators, and security approach lamps

Power moonroof (requires XTR Package and 301A or 302A)

Rear view camera (requires 301A)

Remote Start System

Reverse Sensing System (requires 301A)

Skid plates (4x4 only)

Stowable bed extender (requires 301A or 302A)

Tailgate step

Tonneau cover – Soft-folding

Two-tone paint (requires 301A or 302A)

Wheel-well liners – Rear

Window – Rear, fixed with privacy tint and defrost (requires 300A or 301A)

Window – Rear, manual sliding (requires 300A or 301A)

Window – Rear, power-sliding with privacy tint and defrost (requires 302A)

20" chrome-clad aluminum wheels (requires 302A)

P255/65R17 OWL all-season tires (4x2; Regular Cab and SuperCab; requires 300A or 301A)

P265/70R17 OWL all-terrain tires (4x2 with Max. Trailer Tow Package; 4x4; Regular Cab and SuperCab; requires 300A or 301A)

P275/55R20 BSW all-season tires (spare is LT275/65R18 OWL all-terrain; requires 302A)

P275/55R20 OWL all-terrain tires (4x4; spare is LT275/65R18 OWL all-terrain; requires 302A)

LT245/75R17E BSW all-terrain tires (n/a with Regular Cab 126" WB; requires 300A or 301A)

LT275/65R18C OWL all-terrain tires (4x4; requires XTR or Off-Road Package)

¹Ford Licensed Accessory. See your dealer for limited warranty details. ²Some features are unavailable while driving.





FX2/FX4

Available Equipment Groups

Equipment Group 401A – Power-adjustable pedals
+ power-sliding rear window with defrost and privacy tint
+ rear view camera + trailer brake controller

Equipment Group 402A – Includes all content of 401A
+ **FX Luxury Package** includes front FX Sport leather-trimmed 40/flow-through console/40 bucket seats; heated and cooled driver and front-passenger seats; 10-way power-adjustable driver and front-passenger seats; memory driver’s seat; dual-zone electronic automatic temperature control; black leather-wrapped steering wheel; memory, power-adjustable pedals; power-folding heated sideview mirrors with memory, integrated turn signal indicators, and driver’s side auto-dimming feature; HID headlamps; universal garage door opener; dual illuminated visor vanity mirrors; SYNC® with MyFord Touch™ voice-activated, in-vehicle connectivity system, which includes one 4.2" LCD productivity screen and one 8" LCD touch screen in centre stack; and media hub with 2 USB ports, SD card reader and audio visual input jacks
+ Audio System from Sony® + Remote Start System

Available Packages

FX Appearance Package (requires 401A or 402A) includes unique Black leather-trimmed front bucket seats with flow-through console; unique leather-wrapped steering wheel; unique finish interior accents on the instrument panel, centre stack, door-trim panels and flow-through centre console lid; body-colour grille surround with high-gloss black 2-bar insert; body-colour wheel-lip and bodyside mouldings; unique bodyside and hood graphics; 4" black tubular cab steps; chrome exhaust tip; unique flat-black and red fender and tailgate badges; 20" 6-spoke flat-black painted aluminum wheels and P275/55R20 OWL all-terrain tires (4x4); P275/55R20 BSW all-season tires (4x2)

Max. Trailer Tow Package (requires 401A or 402A and 3.5L or 6.2L engine; restrictions apply) includes Class IV trailer hitch receiver; 7-pin wiring harness; upgraded radiator; auxiliary transmission oil cooler; trailer brake controller; upgraded rear bumper; and SelectShift Automatic® transmission

Available Options

Mechanical

- 3.5L EcoBoost® Ti-VCT engine (includes 98L fuel tank on 4x2 and 136L fuel tank on 4x4)
- 6.2L 2-valve V8 engine
- Rear axle – Electronic-locking differential (FX2 only)
- Trailer brake controller
- 20" premium painted aluminum wheels (requires 401A or 402A)
- LT275/65R18C OWL all-terrain tires (FX4 only)
- P275/55R20 BSW all-season tires (requires 401A or 402A)
- P275/55R20 OWL all-terrain tires (FX4 only; requires 401A or 402A)

Interior

- Navigation System (402A only)

Exterior

- Bedliner – Plastic drop-in
- Bedliner – Tough Bed® factory-installed spray-in
- Box side steps (requires 6½' box; requires 401A or 402A)
- Cable Lock by Master Lock® (replaces cargo tie-down hooks)
- Crew Chief™ powered by Telogis® – Fleet tracking system² with 1 year of Crew Chief service
- Mirrors – Manual-telescoping/-folding trailer tow with power, heated glass, integrated turn signal indicators and security approach lamps (requires 400A or 401A)
- Mirrors – PowerScope® power-telescoping/-folding trailer tow with power, heated glass, heated manual spotter mirrors, and integrated turn signal indicators and clearance lamps (requires 402A)
- Power moonroof (requires 401A or 402A)
- Remote Start System
- Stowable bed extender (requires 401A or 402A)
- Tailgate step
- Tonneau cover – Soft-folding
- Wheel-well liners – Rear

¹Ford Licensed Accessory. See your dealer for limited warranty details. ²Some features are unavailable while driving.

F-150 Optional Features



LARIAT

Available Equipment Groups

Equipment Group 501A – Rear view camera + trailer brake controller + 6" chrome angular cab steps

Equipment Group 502A – Includes all content of 501A + HID headlamps + power moonroof + Navigation System + tailgate step

Available Packages

Heavy-Duty Payload Package (SuperCrew only; requires 500A or 501A; restrictions apply) increases GVWR to 3,719 kg (8,200 lbs.) for improved payload and towing; 17" 7-lug aluminum wheels; LT245/75R17E BSW all-terrain tires; heavy-duty shock absorbers; upgraded springs and radiator; auxiliary transmission oil cooler; rear axle with 9.75" gear set and 3.73 limited-slip gear ratio

Max. Trailer Tow Package (requires 3.5L or 6.2L engine; restrictions apply) includes Class IV trailer hitch receiver; 7-pin wiring harness; upgraded radiator; auxiliary transmission oil cooler; trailer brake controller; upgraded rear bumper; and SelectShift Automatic transmission

LARIAT Chrome Package (requires 501A or 502A; n/a with Heavy-Duty Payload Package) includes 18" chrome-clad aluminum wheels; chrome mesh grille insert; 6" chrome angular cab steps; chrome exhaust tip; chrome front tow hooks (4x4); power, heated sideview mirrors with chrome mirror caps; and body-colour door handles with chrome straps

Off-Road Package (4x4 only; requires 501A or 502A; n/a with Heavy-Duty Payload Package) includes 3.55 electronic-locking rear axle; fuel tank, transfer case and front differential skid plates; off-road-tuned front shock absorbers; 4x4 Off-Road box decals; and Hill Descent Control™

Available Options

Mechanical

3.5L EcoBoost Ti-VCT engine (includes 98L fuel tank on 4x2 and 136L fuel tank on 4x4)

6.2L 2-valve V8 engine

Rear axle – Electronic-locking differential (requires 5.0L or 3.5L engine)

Skid plates (4x4; front differential, transfer case and fuel tank)

Trailer brake controller

Seating

Perforated leather-trimmed 40/20/40 split front seat with heated 10-way power driver and front-passenger seats, and memory driver's seat (n/a with 6.2L engine)

Interior

Navigation System

Exterior

Bedliner – Plastic drop-in

Bedliner – Tough Bed factory-installed spray-in

Box side steps (requires 6½' box; requires 501A or 502A)

Cab steps – 6" chrome angular

Cable Lock by Master Lock¹ (replaces cargo tie-down hooks)

Crew Chief powered by Telogis¹ – Fleet tracking system² with 1 year of Crew Chief service

Mirrors – PowerScope power-telescoping/-folding trailer tow with power, heated glass, heated manual spotter mirrors, integrated turn signal indicators and clearance lamps, and chrome mirror caps

Power moonroof (n/a with 500A)

Rear view camera

Stowable bed extender (requires 501A or 502A)

Tailgate step

Tonneau cover – Soft-folding

Two-tone paint (includes accent-colour bumpers and wheel-lip mouldings; requires 501A or 502A)

Wheel-well liners – Rear

20" chrome-clad aluminum wheels (requires 501A or 502A and LARIAT Chrome Package)

20" 6-spoke machined aluminum wheels (requires 501A or 502A)

P275/55R20 BSW all-season tires (requires 501A or 502A)

P275/55R20 OWL all-terrain tires (4x4; requires 501A or 502A)

LT275/65R18C OWL all-terrain tires (4x4)

¹Ford Licensed Accessory. See your dealer for limited warranty details. ²Some features are unavailable while driving.





KING RANCH™

Available Packages

KING RANCH Chrome Package includes 20" chrome-clad aluminum wheels; P275/55R20 OWL all-terrain tires; 6" chrome angular cab steps; body-colour door handles with chrome straps; chrome front tow hooks; chrome grille surround with accent-colour mesh; and chrome mirror caps

KING RANCH Monochromatic Paint Package (requires KING RANCH Chrome Package) includes chrome front and rear step bumpers, monochromatic paint, Black front and rear stone guards, and body-colour wheel-lip mouldings

Max. Trailer Tow Package (requires 3.5L engine; restrictions apply) includes Class IV trailer hitch receiver; 7-pin wiring harness; upgraded radiator; auxiliary transmission oil cooler; trailer brake controller; upgraded rear bumper; and SelectShift Automatic transmission

Off-Road Package includes 3.55 electronic-locking rear axle; fuel tank, transfer case and front differential skid plates; off-road-tuned front shock absorbers; 4x4 Off-Road box decals; and Hill Descent Control

Available Options

Mechanical

- 3.5L EcoBoost Ti-VCT engine (includes 136L fuel tank)
- Rear axle – Electronic-locking differential

Exterior

- Bedliner – Plastic drop-in
- Bedliner – Tough Bed factory-installed spray-in
- Box side steps (requires 6½' box)
- Cab steps – 6" chrome angular
- Cable Lock by Master Lock¹ (replaces cargo tie-down hooks)
- Mirrors – PowerScope power-telescoping/-folding trailer tow with power, heated glass, heated manual spotter mirrors, integrated turn signal indicators and clearance lamps, and chrome mirror caps
- Stowable bed extender
- Tonneau cover – Soft-folding
- Wheel-well liners – Rear
- 20" machined aluminum wheels with painted pockets
- P275/55R20 BSW all-season tires
- P275/55R20 OWL all-terrain tires
- LT275/65R18 OWL all-terrain tires

¹Ford Licensed Accessory. See your dealer for limited warranty details.



F-150 Optional Features



PLATINUM

Available Package

Max. Trailer Tow Package (requires 3.5L or 6.2L engine; restrictions apply) includes Class IV trailer hitch receiver; 7-pin wiring harness; upgraded radiator; auxiliary transmission oil cooler; trailer brake controller; upgraded rear bumper; and SelectShift Automatic® transmission

Available Options

Mechanical

3.5L EcoBoost® Ti-VCT engine (includes 136L fuel tank)

6.2L 2-valve V8 engine

Rear axle – Electronic-locking differential (requires 5.0L or 3.5L engine)

Exterior

Bedliner – Plastic drop-in

Bedliner – Tough Bed® factory-installed spray-in

Box side steps (requires 6½' box)

Cable Lock by Master Lock® (replaces cargo tie-down hooks)

Mirrors – PowerScope® power-telescoping/-folding trailer tow mirrors with power, heated glass, heated manual spotter mirrors, integrated turn signal indicators and clearance lamps, and chrome mirror caps

Skid plates (transfer case, front differential and fuel tank)

Stowable bed extender

Tonneau cover – Soft-folding

Wheel-well liners – Rear

P275/55R20 BSW all-season tires



LIMITED

Available Options

Mechanical

6.2L 2-valve V8 engine

Exterior

Bedliner – Plastic drop-in

Bedliner – Tough Bed factory-installed spray-in

Cable Lock by Master Lock¹ (replaces cargo tie-down hooks)

Stowable bed extender



Tonneau cover – Soft-folding

Wheel-well liners – Rear

¹Ford Licensed Accessory. See your dealer for limited warranty details.



F-150 Optional Features



Exteriors

Interiors

	Two-Tone	XL	STX	XLT	FX2/FX4	LARIAT	KING RANCH™	PLATINUM	LIMITED
A White Platinum Metallic Tri-coat ¹						7, 8, 9	10	11, 12	13
B Oxford White		1, 2	2	2, 3	4, 5, 6	7, 8, 9	10		
C Ingot Silver Metallic		1, 2	2	2	4, 5, 6	7, 9		11, 12	
D Sterling Grey Metallic		1, 2	2	2	4, 5, 6	7, 9		11, 12	
E Kodiak Brown Metallic ²				3		8, 9	10	11	
F Pale Adobe Metallic				3		8, 9			
G Race Red			2	2	4, 5, 6				
H Ruby Red Metallic Tinted Clearcoat ^{1, 2}				2, 3	4, 5, 6	7, 8, 9	10	11, 12	13
I Vermillion Red		1, 2							
J Blue Flame Metallic			2	2, 3	4, 5, 6				
K Blue Jeans Metallic ²		1, 2		2, 3		7, 8, 9	10	11, 12	
L Green Gem Metallic		1, 2		2, 3		7, 8, 9	10		
M Tuxedo Black Metallic		1, 2	2	2, 3	4, 5, 6	7, 8, 9	10	11, 12	13

Ingot Silver Two-Tone Accent exterior with Steel Grey Cloth interior optional on XLT
 Pale Adobe Two-Tone Accent exterior standard on KING RANCH, optional on LARIAT

¹Additional charge. ²New for 2013.
 Colours are representative only. See your Ford of Canada Dealer for actual paint/trim options.

F-150 Optional Features

XL



17" Grey Styled Steel
Standard



17" 7-Lug Grey Styled Steel
Included with Heavy-Duty
Payload Package

STX



17" Machined Aluminum
Standard

XLT



17" Machined Aluminum
with Painted Accents
Standard



17" 7-Lug Aluminum
Included with
Heavy-Duty Payload Package



18" Chrome-Clad Aluminum
Included with XTR Package



20" Chrome-Clad Aluminum
Optional with XTR Package

FX2/FX4



18" Machined Aluminum
Standard



20" Premium
Painted Aluminum
Optional



20" 6-Spoke
Flat-Black-Painted Aluminum
Included with FX Appearance Package

LARIAT



18" Bright Aluminum
Standard



18" Chrome-Clad Aluminum
Included with LARIAT Chrome Package



17" 7-Lug Aluminum
Included with
Heavy-Duty Payload Package



20" 6-Spoke Machined Aluminum
Optional



20" Chrome-Clad Aluminum
Optional with LARIAT Chrome Package

KING RANCH™



18" 7-Spoke Aluminum
with Painted Accents
Standard



20" Chrome-Clad Aluminum
Included with
KING RANCH Chrome Package



20" Machined Aluminum
with Painted Pockets
Optional

PLATINUM



20" Polished Aluminum
Standard

LIMITED

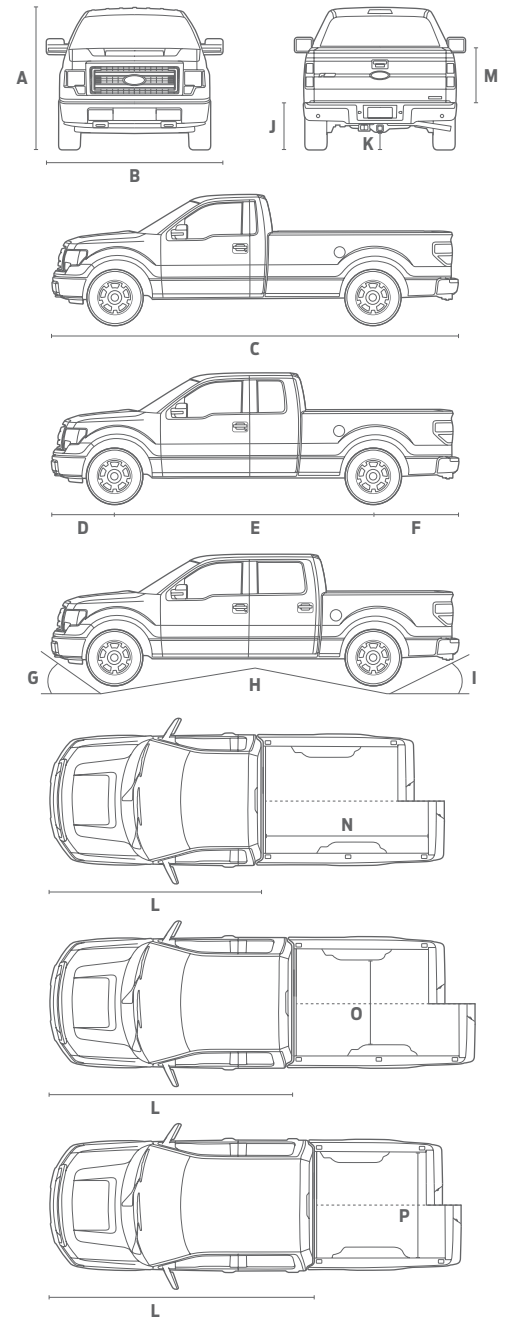


22" Polished Aluminum
Standard

TECHNICAL SPECIFICATIONS

DIMENSIONS

	REGULAR CAB 4x2/4x4	SUPERCAB 4x2/4x4	SUPERCREW 4x2/4x4
Exterior mm (in.)			
A. Height – 5½' box	—	—	1,905 (75.0)/1,948 (76.7)
A. Height – 6½' box	1,901 (74.8)/1,930 (76.0)	1,909 (75.2)/1,934 (76.1)	1,896 (74.6)/1,943 (76.5)
A. Height – 8' box	1,905 (75.0)/1,930 (76.0)	1,900 (74.8)/1,923 (75.7)	—
B. Width – Excluding mirrors	2,012 (79.2)	2,012 (79.2)	2,012 (79.2)
B. Width – Mirrors folded	2,141 (84.3)	2,141 (84.3)	2,141 (84.3)
B. Width – Including mirrors	2,464 (97.0)	2,464 (97.0)	2,464 (97.0)
B. Width – Including trailer tow mirrors	2,672 (105.2)	2,672 (105.2)	2,672 (105.2)
C. Length – 5½' box	—	—	5,889 (231.9)
C. Length – 6½' box	5,416 (213.2)	5,889 (231.9)	6,194 (243.9)
C. Length – 8' box	5,889 (231.9)	6,361 (250.4)	—
D. Overhang – Front	974 (38.3)	974 (38.3)	974 (38.3)
E. Wheelbase – 5½' box	—	—	3,671 (144.5)
E. Wheelbase – 6½' box	3,198 (125.9)	3,671 (144.5)	3,976 (156.5)
E. Wheelbase – 8' box	3,671 (144.5)	4,143 (163.1)	—
F. Overhang – Rear	1,244 (49.0)	1,244 (49.0)	1,244 (49.0)
G. Angle of approach – 5½' box	—	—	22.8°/25.7°
G. Angle of approach – 6½' box	22.4°/23.8°	23.1°/23.9°	22.4°/25.8°
G. Angle of approach – 8' box	22.8°/23.5°	23.1°/23.9°	—
H. Ramp breakover angle – 5½' box	—	—	16.2°/16.3°
H. Ramp breakover angle – 6½' box	17.6°/17.1°	16.8°/15.4°	15.1°/15.4°
H. Ramp breakover angle – 8' box	17.0°/15.7°	15.7°/14.1°	—
I. Angle of departure – 5½' box	—	—	22.9°/25.1°
I. Angle of departure – 6½' box	23.9°/25.3°	23.7°/25.0°	22.7°/24.7°
I. Angle of departure – 8' box	24.5°/26.1°	23.4°/24.5°	—
J. Load floor height – 5½' box	—	—	841 (33.1)/884 (34.8)
J. Load floor height – 6½' box	867 (34.1)/897 (35.3)	858 (33.8)/887 (34.9)	834 (32.8)/876 (34.5)
J. Load floor height – 8' box	882 (34.7)/915 (36.0)	851 (33.5)/874 (34.4)	—
K. Ground clearance – 5½' box	—	—	211 (8.3)/231 (9.1)
K. Ground clearance – 6½' box	209 (8.2)/223 (8.8)	218 (8.6)/218 (8.6)	206 (8.1)/229 (9.0)
K. Ground clearance – 8' box	215 (8.5)/223 (8.8)	216 (8.5)/213 (8.4)	—
L. Cab length	3,209 (126.3)	3,681 (144.9)	3,981 (156.7)
Interior mm (in.)			
1st Row			
Head room	1,042 (41.0)	1,042 (41.0)	1,042 (41.0)
Shoulder room	1,691 (66.6)	1,674 (65.9)	1,674 (65.9)
Hip room	1,536 (60.5)	1,536 (60.5)	1,536 (60.5)
Leg room	1,051 (41.4)	1,051 (41.4)	1,051 (41.4)
2nd Row			
Head room	—	1,006 (39.6)	1,024 (40.3)
Shoulder room	—	1,668 (65.7)	1,664 (65.5)
Hip room	—	1,662 (65.4)	1,642 (64.6)
Leg room	—	846 (33.3)	1,104 (43.5)
Cargo Box	5½' Box	6½' Box	8' Box
Volume L (cu. ft.)	1,569 (55.4)	1,855 (65.5)	2,301 (81.3)
M. Inside height mm (in.)	569 (22.4)	569 (22.4)	569 (22.4)
N. Length at floor mm (in.)	1,703 (67.0)	2,002 (78.8)	2,475 (97.4)
O. Width at wheelhouse mm (in.)	1,269 (50.0)	1,269 (50.0)	1,269 (50.0)
P. Maximum width at floor mm (in.)	1,656 (65.2)	1,656 (65.2)	1,656 (65.2)



CONVENTIONAL TOWING – MAXIMUM LOADED TRAILER WEIGHT RATINGS kg (lbs.)¹

Engine	Axle Ratio	GCWR	REGULAR CAB				SUPERCAB				SUPERCREW			
			126" WB 4x2	126" WB 4x4	145" WB 4x2	145" WB 4x4	145" WB 4x2	145" WB 4x4	163" WB 4x2	163" WB 4x4	145" WB 4x2	145" WB 4x4	157" WB 4x2	157" WB 4x4
3.5L EcoBoost®	3.15	6,350 (14,000)	—	—	3,992 (8,800)	—	3,901 (8,600)	—	3,810 (8,400)	—	3,855 (8,500)	—	3,810 (8,400)	—
		6,759 (14,900)	—	—	4,400 (9,700)	—	4,309 (9,500)	—	4,218 (9,300)	—	4,264 (9,400)	—	4,218 (9,300)	—
	3.55	6,849 (15,100)	—	—	—	4,355 (9,600)	—	4,264 (9,400)	—	4,218 (9,300)	—	4,173 (9,200)	—	4,128 (9,100)
		6,804 (15,000)	—	—	4,445 (9,800)	—	—	—	—	—	—	—	—	—
		6,895 (15,200)	—	—	—	4,400 (9,700)	4,445 (9,800)	—	4,355 (9,600)	—	—	—	—	—
		6,940 (15,300)	—	—	—	—	—	—	—	—	4,445 (9,800)	—	4,400 (9,700)	—
	3.73	6,985 (15,400)	—	—	—	—	—	4,400 (9,700)	—	4,355 (9,600)	—	4,355 (9,600)	—	4,309 (9,500)
		7,031 (15,500)	—	—	—	—	—	—	—	—	—	—	—	—
		6,033 (13,300)	—	—	—	—	—	—	—	—	3,402 (7,500)	—	—	—
		6,078 (13,400)	—	—	—	—	—	—	—	—	—	3,311 (7,300)	—	—
		6,895 (15,200)	—	—	—	4,400 (9,700)	—	—	—	—	—	—	—	—
		6,985 (15,400)	—	—	—	—	—	4,400 (9,700)	—	4,355 (9,600)	—	—	—	—
		7,031 (15,500)	—	—	—	—	—	—	—	—	—	4,355 (9,600)	—	4,309 (9,500)
		7,530 (16,600)	—	—	5,126 (11,300)²	—	—	—	—	—	5,126 (11,300)³	—	—	—
		7,666 (16,900)	—	—	—	—	5,126 (11,300)³	—	—	—	—	—	5,126 (11,300)³	—
		7,711 (17,000)	—	—	—	—	—	—	5,126 (11,300)⁴	—	—	—	—	—
	4.10	7,757 (17,100)	—	—	—	5,126 (11,300)²	—	5,126 (11,300)³	—	5,035 (11,100)⁴	—	5,080 (11,200)³	5,126 (11,300)²	5,035 (11,100)³
		7,757 (17,100)	—	—	—	—	—	5,126 (11,300)³	—	5,035 (11,100)³	—	5,080 (11,200)³	—	5,035 (11,100)³

¹Maximum capabilities shown are for properly equipped vehicles with required equipment and a 68-kg (150-lb.) driver. Weight of additional options, equipment, passengers and cargo must be deducted from this weight. For additional information, see your Ford of Canada Dealer. ²Requires Heavy-Duty Payload Package. ³Requires Max. Trailer Tow Package. ⁴Requires Heavy-Duty Payload Package or Max. Trailer Tow Package.



TECHNICAL SPECIFICATIONS

POWERTRAINS

	3.7L 4-VALVE V6	5.0L 4-VALVE V8	3.5L 4-VALVE ECOBOOST® V6	6.2L 2-VALVE V8
Configuration	TI-VCT DOHC	TI-VCT DOHC	TI-VCT DOHC	VCT SOHC
Fuel injection	Sequential Electronic	Sequential Electronic	Direct Injection	Sequential Electronic
Engine control system	Electronic	Electronic	Electronic	Electronic
Induction system	Naturally aspirated	Naturally aspirated	Twin-turbocharged, intercooled	Naturally aspirated
Battery	12-volt; 750-CCA/78-amp-hr	12-volt; 750-CCA/78-amp-hr	12-volt; 750-CCA/78-amp-hr	12-volt; 750-CCA/78-amp-hr
Cooling system	Pressurized series flow	Pressurized series flow	Pressurized series flow	Pressurized series flow
Cylinders	6	8	6	8
Cylinder head	Aluminum	Aluminum	Aluminum	Aluminum
Block material	Aluminum	Aluminum	Aluminum	Cast iron
Bore/Stroke	3.76"/3.41"	3.63"/3.65"	3.64"/3.41"	4.02"/3.74"
Compression ratio	10.5:1	10.5:1	10.0:1	9.8:1
Horsepower/rpm	302 @ 6,500	360 @ 5,500	365 @ 5,000	411 @ 5,500
Torque lb.-ft./rpm	278 @ 4,000	380 @ 4,250	420 @ 2,500	434 @ 4,500
Recommended fuel	Regular unleaded or E85	Regular unleaded or E85	Regular unleaded	Regular unleaded
Transmission	6-speed auto. with tow/haul	6-speed auto. with tow/haul	6-speed auto. with tow/haul	6-speed auto. with tow/haul
Estimated Fuel Consumption Ratings¹ L/100 km (mpg)				
w/6-speed automatic				
4x2 city	12.6 (22)	14.1 (20)	12.9 (22)	—
4x2 hwy	8.7 (32)	9.7 (29)	9.0 (31)	—
4x4 city	13.4 (21)	15.0 (19)	14.0 (20)	—
4x4 hwy	9.7 (29)	10.6 (27)	9.6 (29)	—
w/SelectShift Automatic®				
4x2 city	12.6 (22)	14.1 (20)	12.9 (22)	16.5 (17)
4x2 hwy	8.7 (32)	9.7 (29)	9.0 (31)	11.0 (26)
4x4 city	13.4 (21)	15.0 (19)	14.1 (20)	18.3 (15)
4x4 hwy	9.7 (29)	10.7 (26)	9.6 (29)	12.4 (23)

MAXIMUM PAYLOAD WEIGHT RATINGS kg (lbs.)

	MAX. GVWR	REGULAR CAB 126" WB	145" WB	SUPERCAB 145" WB	163" WB	SUPERCREW 145" WB	157" WB
4x2							
3.5L EcoBoost	3,198 (7,050) 3,221 (7,100) 3,311 (7,300) 3,357 (7,400) 3,402 (7,500) 3,425 (7,550) 3,720 (8,200)	— — — — — — —	934 (2,060) — — — — — 1,406 (3,100)³	812 (1,790) — 871 (1,920) — 943 (2,080)² — —	— — — 875 (1,930) 903 (1,990)² 1,225 (2,700)³	— 794 (1,750) — 875 (1,930)² — — —	— 753 (1,660) — — — 907 (2,000)² 1,188 (2,620)³
3.7L V6 FFV	2,926 (6,450) 3,039 (6,700) 3,062 (6,750) 3,084 (6,800)	776 (1,710) — — —	— 875 (1,930) — —	— 726 (1,600) — —	— — — —	— 735 (1,620) — —	— — — —
5.0L V8 FFV	3,016 (6,650) 3,198 (7,050) 3,221 (7,100) 3,311 (7,300) 3,370 (7,400) 3,720 (8,200)	821 (1,810) — — — — —	— 948 (2,090) — — 1,415 (3,120)³	— 848 (1,870) — 875 (1,930) 1,229 (2,710)³	— — — — — —	— 812 (1,790) — — — —	— 771 (1,700) — — 1,188 (2,620)³
6.2L 2-Valve V8 Gas	3,357 (7,400) 3,402 (7,500) 3,425 (7,550)	— — —	— — —	912 (2,010) — —	— — —	821 (1,810)³ — —	— 853 (1,880)²
4x4							
3.5L EcoBoost	3,266 (7,200) 3,334 (7,350) 3,379 (7,450) 3,470 (7,650) 3,493 (7,700) 3,720 (8,200)	— — — — — —	871 (1,920) — — — — 1,275 (2,810)³	753 (1,660) — 807 (1,780) — 907 (2,000)² —	— 844 (1,860)² 1,084 (2,390)³	689 (1,520) — 862 (1,900)² — — —	— 708 (1,560) — 835 (1,840)² 1,048 (2,310)³
3.7L V6 FFV	3,016 (6,650) 3,130 (6,900) 3,153 (6,950)	758 (1,670) — —	— 862 (1,900) —	685 (1,510) — —	— — —	— — —	— — —
5.0L V8 FFV	3,084 (6,800) 3,289 (7,250) 3,334 (7,350) 3,379 (7,450) 3,720 (8,200)	776 (1,710) — — — —	— 934 (2,060) — — 1,275 (2,810)³	— 830 (1,830) — 803 (1,770) 1,089 (2,400)³	— — — — —	— 771 (1,700) — — —	— 712 (1,570) — 1,057 (2,330)³
6.2L 2-Valve V8 Gas	3,334 (7,350) 3,493 (7,770)	— —	— —	885 (1,950) —	— —	621 (1,370)⁴ 844 (1,860)²	— 785 (1,730)²

MECHANICAL

FRONT SUSPENSION	
Type	Coil-over-shock
Axle (rating @ ground)	1,429 kg (3,150 lbs.) – 1,837 kg (4,050 lbs.)
REAR SUSPENSION	
Type	Solid axle
Axle (rating @ ground)	1,588 kg (3,500 lbs.) – 2,177 kg (4,800 lbs.)

STEERING	
Assist	Electric power-assisted steering (n/a with 6.2L V8 engine) Hydraulic power-assisted steering (6.2L V8 engine only)
BRAKES	
Type	4-wheel vented-disc ABS
Front (rotor diameter)	351 mm (13.8")
Rear (rotor diameter)	348 mm (13.7")

CONVENTIONAL TOWING – MAXIMUM LOADED TRAILER WEIGHT RATINGS kg (lbs.)² – continued from previous page

Engine	Axle Ratio	GCWR	REGULAR CAB				SUPERCAB				SUPERCREW			
			126" WB 4x2	126" WB 4x4	145" WB 4x2	145" WB 4x4	145" WB 4x2	145" WB 4x4	163" WB 4x2	163" WB 4x4	145" WB 4x2	145" WB 4x4	157" WB 4x2	157" WB 4x4
3.7L TI-VCT 4-Valve V6 FFV	3.55	4,717 (10,400) 4,808 (10,600)	2,495 (5,500)	—	2,540 (5,600)	—	—	—	—	—	—	—	—	—
	3.73	5,216 (11,500) 5,307 (11,700)	2,994 (6,600)	2,858 (6,300)	—	—	—	—	—	—	—	—	—	—
	—	—	—	—	3,039 (6,700)	2,948 (6,500)	2,903 (6,400)	2,767 (6,100)	—	—	2,858 (6,300)	—	—	—
5.0L TI-VCT 4-Valve V8 FFV	3.31	5,851 (12,900) 6,124 (13,500)	3,583 (7,900)	—	3,810 (8,400)	—	3,674 (8,100)	—	3,583 (7,900)	—	3,629 (8,000)	—	3,583 (7,900)	—
	3.55	5,851 (12,900) 6,033 (13,300) 6,124 (13,500) 6,759 (14,900)	3,765 (8,300)	3,447 (7,600)	—	—	—	—	—	—	—	—	—	—
	—	—	—	—	—	3,674 (8,100)	—	3,538 (7,800)	—	3,447 (7,600)	3,629 (8,000)	3,493 (7,700)	3,583 (7,900)	3,402 (7,500)
	—	—	—	—	4,445 (9,800)	—	4,309 (9,500)	—	4,218 (9,300)	—	—	—	—	—
	3.73	6,033 (13,300) 6,759 (14,900) 6,849 (15,100) 6,940 (15,300)	—	3,629 (8,000)	—	—	—	—	—	—	4,264 (9,400)	—	4,218 (9,300)	—
	—	—	—	—	—	4,400 (9,700) 4,400 (9,700)³	—	4,264 (9,400)	—	4,173 (9,200) 4,218 (9,300)³	—	4,218 (9,300)	—	4,128 (9,100) 4,173 (9,200)³
6.2L 2-Valve V8 Gas	3.55	7,031 (15,500) 7,076 (15,600)	—	—	—	—	4,445 (9,800)	—	—	—	4,445 (9,800)	4,355 (9,600)	4,400 (9,700)	4,309 (9,500)
	3.73	6,124 (13,500) 7,711 (17,000) 7,757 (17,100)	—	—	—	—	—	5,126 (11,300) 5,080 (11,200)	—	—	—	3,311 (7,300)⁴	—	—
	—	—	—	—	—	—	—	—	—	—	5,126 (11,300)²	5,035 (11,100)	5,080 (11,200)²	4,990 (11,000)

¹Fuel consumption ratings based on Government of Canada approved test methods. Actual fuel consumption will vary. ²Requires Max. Trailer Tow Package. ³Requires Heavy-Duty Payload Package. ⁴LIMITED only. *Maximum capabilities shown are for properly equipped vehicles with required equipment and a 68-kg (150-lb.) driver. Weight of additional options, equipment, passengers and cargo must be deducted from this weight. For additional information, see your Ford of Canada Dealer.





QUALITY, GREEN, SAFE AND SMART.

ford.ca

Our commitment to you: Peace-of-Mind Protection

- Basic Coverage: 3 years/60,000 km
- Powertrain Limited Warranty: 5 years/100,000 km
- Corrosion Warranty: 5 years/unlimited distance
- Roadside Assistance: 5 years/100,000 km

Certain conditions apply. For more information on these warranties and coverages, ask your local Ford of Canada Dealer or visit ford.ca.

Ford Extended Service Plan. Help protect your investment and add to your peace of mind by complementing your vehicle purchase or lease with a Ford Extended Service Plan (ESP). Ford ESP protects you against unexpected repair costs after your Basic Coverage in the New Vehicle Limited Warranty expires by covering many vehicle components. Enjoy the drive even more by complementing your ESP with a prepaid maintenance plan, which covers all required scheduled maintenance for your vehicle, plus 8 wear items. See your Ford of Canada Dealer for details.

■ **Ford Credit.** Get the ride you want. Whether you plan to lease or finance, you'll find the choices that are right for you at Ford Credit. Ask your local Ford of Canada Dealer for details or check us out at fordcredit.ca. ■ **Genuine Ford Accessories.** Ford of Canada warrants that its authorized Dealers will repair or replace any Genuine Ford Accessory that is properly installed by the authorized Dealer that sold the accessory and found to be defective in factory-supplied materials or workmanship. The accessory will be warranted for whichever provides you the greatest benefit: 12 months/20,000 km (whichever occurs first), or the remainder of your 36-month/60,000-km (whichever occurs first) Basic Coverage in the New Vehicle Limited Warranty. Contact your local Ford of Canada Dealer for details. ■ **Ford Licensed Accessories (FLA)** are warranted by the accessory manufacturer's limited warranty. The warranty coverage will vary by accessory manufacturer. Ford Licensed Accessories are fully designed and developed by the accessory manufacturer and have not been designed or tested to Ford Motor Company engineering requirements. Contact your local Ford of Canada Dealer for details regarding the accessory manufacturer's limited warranty and/or for a copy of the FLA product limited warranty offered by the accessory manufacturer.

■ **For prompt, courteous answers to your questions: Ford Customer Relationship Centre 1-800-565-3673; Ford Credit Customer Service Centre: 1-877-636-7346.**

Competitive comparisons are based on 2012/2013 competitive models, publicly available information and Ford data at the time of printing of the 2013 original printed version. Some features discussed may be optional. Vehicles shown may contain optional equipment. Features shown may be offered only in combination with other options or subject to additional ordering requirements or limitations. Dimensions shown may vary due to optional features and/or production variability. Following publication of the 2013 original printed brochure, certain changes in standard equipment, options and the like, or product delays may have occurred which would not be included in these pages. Your Ford of Canada Dealer is your best source for up-to-date information. Ford Motor Company of Canada, Limited, reserves the right to change product specifications at any time without incurring obligations. Colours may not be exactly as illustrated. Please see your sales consultant for specific colour and model availability. Please visit your local Ford of Canada Dealer or ford.ca for complete vehicle details.

Questions or comments? Reach out to us on Facebook, Twitter or YouTube.



facebook.com/Ford



twitter.com/FordCanada



youtube.com/FordCanada

