

2012 **F-150**



**8.9** L/100 km (**32** MPG) HWY<sup>1</sup>  
**12.7** L/100 km (**22** MPG) CITY<sup>1</sup>



# OUTWORK. OUTPLAY. OUTSMART. ALL THE REST.

With 4 high-tech engines, including our revolutionary EcoBoost®, the toughest truck lineup in the class is also the most powerful and the most fuel efficient. 8 distinctive models. 3 cab configurations. 3 box lengths. Backed up by a lengthy list of class-leading capabilities. Whatever you need a truck to do best, the F-150 lineup delivers. No wonder F-Series has been Canada's best-selling truck for 46 years.<sup>2</sup>

## Best Performance

- Best-in-class<sup>3</sup> horsepower: 411 with available 6.2L 2-valve V8
- Best-in-class torque: 420 lb.-ft. with available 3.5L EcoBoost and 434 lb.-ft. with available 6.2L 2-valve V8

## Best Fuel Efficiency

- Best-in-class L/100 km (mpg): 12.7 city/8.9 hwy (22/32)<sup>1</sup> with 3.7L V6

## Best Towing

- Best-in-class max. towing capability: 11,300 lbs. (5,126 kg)<sup>4</sup>
- Standard trailer sway control
- Available trailer brake controller, rear view camera and telescoping trailer tow mirrors

## Best Payload

- Best-in-class max. payload capability: 3,120 lbs. (1,415 kg)<sup>4</sup>
- Best-in-class cargo box volume: 2,301 L (81.3 cu. ft.)
- Class-exclusive available box side steps and tailgate step

## Best Overall – EcoBoost

- Best-in-class 12.9 city/9.0 hwy L/100 km (22/31 mpg)<sup>1</sup>
- 420 lb.-ft. of torque
- 11,300-lb. (5,126-kg) max. towing capability<sup>4</sup>
- 3,100-lb. (1,406-kg) max. payload capability<sup>4</sup>

FX4 SuperCrew. Tuxedo Black. Available equipment.

<sup>1</sup>Non-hybrid 4x2 engine fuel efficiency. Fuel consumption ratings based on Transport Canada approved test methods. Actual fuel consumption may vary. See specifications for details. <sup>2</sup>Class is Full-Size Pickups. Based on Canadian Vehicle Manufacturers' Association statistical sales report, December 2010. <sup>3</sup>Class is Full-Size Pickups under 8,500 lbs. (3,855 kg) GVWR non-hybrid. <sup>4</sup>Best-in-class towing and payload when properly equipped. See your Ford of Canada Dealer for specific equipment and other limitations.



2012 F-150 [ford.ca](http://ford.ca)



# FOUR CHOICES: EACH ONE BEATS ITS COMPETITION.

Horsepower. Torque. Or even fuel efficiency. The numbers speak for themselves. Get best-in-class 8.9L/100 km (32 mpg) hwy<sup>1</sup> with the standard 3.7L V6, best-in-class 411 hp and 434 lb.-ft. of torque with the 6.2L V8<sup>2</sup> or your pick of powerful combinations in between. With the only standard 6-speed automatic transmission in the class and available SelectShift Automatic<sup>®</sup> you can't go wrong. Twin independent variable cam timing (Ti-VCT) enables precise control of the camshafts on 3 of these high-tech engines to help give you better fuel efficiency and more power than their predecessors. Engineered to meet the most stringent standards for long-lasting durability, every engine in this lineup is proven over millions of kilometres of harsh laboratory and real-world testing. They're all Built Ford Tough.<sup>®</sup>

POWERTRAIN	HP @ RPM	TORQUE LB.-FT. @ RPM
3.7L V6/6-Speed Automatic	302 @ 6,500	278 @ 4,000
5.0L V8/6-Speed Automatic	360 @ 5,500	380 @ 4,250
3.5L EcoBoost <sup>®</sup> /6-Speed Automatic	365 @ 5,000	420 @ 2,500
6.2L V8/6-Speed Automatic <sup>3</sup>	411 @ 5,500	434 @ 4,500

## 3.7L Ti-VCT 4-Valve V6 FFV

It's the most fuel-efficient engine in the class, and it delivers the most horsepower, along with torque no other standard V6 can beat. Piston cooling jets inside this engine spray oil directly on the underside of the pistons to help keep them cool under extreme operating conditions. As a flex-fuel vehicle (FFV) engine, the 3.7L can run on E85, gasoline or any combination of the two.

12.7 city/8.9 hwy<sup>1</sup> L/100 km (22/32 mpg)

## 5.0L Ti-VCT 4-Valve V8 FFV

It's the most fuel-efficient of any comparable<sup>4</sup> V8 engine<sup>2</sup> and it delivers the most horsepower, torque and capability. The intake camshaft on this engine is specifically designed to help achieve its low-end torque. It also features cast exhaust manifolds and a unique engine oil cooler for heavy-duty use and durability.

14.0 city/9.7 hwy<sup>1</sup> L/100 km (20/29 mpg)

## 3.5L EcoBoost Ti-VCT

This innovative engine delivers the highest max. towing and payload capabilities plus the best fuel efficiency in its class. Twin turbochargers combine with high-pressure direct injection for remarkably balanced performance. Turn the page for more on the revolutionary EcoBoost<sup>2</sup>

12.9 city/9.0 hwy<sup>1</sup> L/100 km (22/31 mpg)

## 6.2L 2-Valve V8

This free-breathing beast delivers the most horsepower and torque available on any engine in the class. Baja-tested by the Ford Special Vehicle Team (SVT) and shared with F-Series Super Duty,<sup>®</sup> the proven 6.2L boasts a cast-iron engine block with 4-bolt main bearing caps and 2 additional cross bolts for extreme durability. Utilizing 2 spark plugs per cylinder helps improve efficiency and increase engine torque.

16.9 city/11.4 hwy<sup>1</sup> L/100 km (17/25 mpg)

Clockwise from upper left: 3.5L EcoBoost, 6.2L V8, 5.0L V8 and 3.7L V6.

<sup>1</sup>Non-hybrid 4x2 engine fuel efficiency. Fuel consumption ratings based on Transport Canada approved test method. Actual fuel consumption may vary. See specifications for details. <sup>2</sup>Available feature. <sup>3</sup>6.2L horsepower and torque achieved with premium fuel. <sup>4</sup>Small V8 engines of 5.0L or less displacement.





# POWER RIGHT PAST PUMP AFTER PUMP.

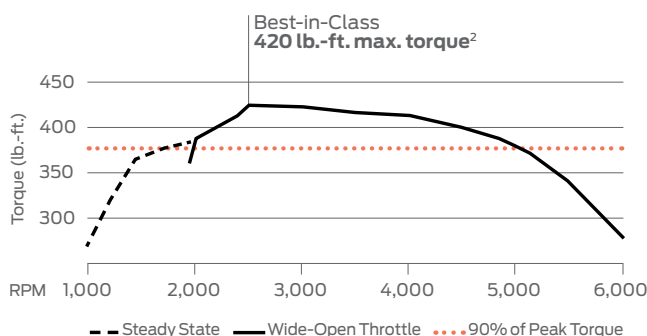
F-150 equipped with our 3.5L EcoBoost® direct-injection twin-turbo engine delivers a best-in-class mix of torque, capability and fuel efficiency. It tows more than any competitor (up to 11,300 lbs./5,126 kg);<sup>1</sup> hauls more (up to 3,100 lbs./1,406 kg);<sup>1</sup> gives you more torque (420 lb.-ft.) and delivers best-in-class 9.0L/100 km (31 mpg) hwy<sup>2</sup> fuel efficiency. New for this year, a 136L fuel tank is standard on EcoBoost 4x4s, which means you could go over 1,400 hwy kilometres without a pit stop. The ideal choice for towing and hauling, this innovative engine combines advanced technology with proven engineering similar to that found in some of the best heavy-duty turbo-diesel truck engines. Extensive durability testing, equivalent to 2.5 million kilometres and 10 years of use in the harshest environments, pushed EcoBoost to extremes as it earned its place in the Built Ford Tough® lineup.

**Best-In-Class Torque**

**Best-In-Class Towing**

**Best-In-Class Payload**

**Best-In-Class Fuel Efficiency**



**9.0** L/100 km (**31** MPG) HWY<sup>2</sup>  
**12.9** L/100 km (**22** MPG) CITY<sup>2</sup>

**Torque that beats all competitors.** The 3.5L EcoBoost generates over 90% of its peak torque from way down at 1,700 rpm all the way up through 5,000 rpm.

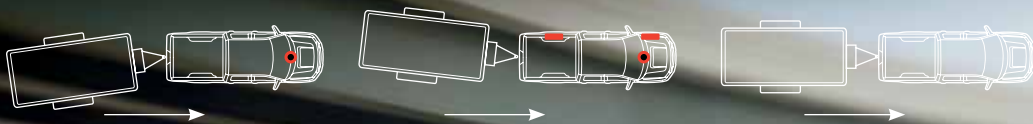
LARIAT SuperCrew 4x2. LARIAT Chrome Package. Red Candy. Available equipment.

<sup>1</sup>When properly equipped. <sup>2</sup>Non-hybrid 4x2 engine fuel economy. Fuel consumption ratings based on Transport Canada approved test methods. Actual fuel consumption may vary. See specifications for details.



2012 **F-150** [ford.ca](http://ford.ca)





**Helps you keep it in line.** Our standard trailer sway control uses a yaw motion sensor to monitor the motions of your truck and detect trailer sway. It can automatically react when sway is detected by selectively braking and reducing engine torque to help you maintain control of both the truck and the trailer.<sup>1</sup>



# TOW MORE. SWEAT LESS.

Best-in-Class Towing<sup>2</sup>  
**11,300 LBS./5,126 KG**  
**ACROSS ALL 3 CABS**

F-150 is the first and only truck to combine best-in-class max. towing<sup>2</sup> capability of up to 11,300 lbs. (5,126 kg) in every cab type, the stabilization technology of standard trailer sway control, and an integrated trailer brake controller,<sup>3</sup> offering you a level of towing confidence no other full-size pickup can touch.

New for 2012, standard hill start assist helps prevent you from rolling back on a grade by momentarily maintaining brake pressure until the engine delivers enough torque to move the truck up the hill. On trucks equipped with the trailer brake controller,<sup>3</sup> it can automatically apply your trailer brake too. Included with every Trailer Tow Package, our 6-speed SelectShift Automatic<sup>®</sup> transmission<sup>3</sup> features a progressive range select mode you can use to lock out upper gears for better performance when the truck is heavily loaded or when towing on grades. Rest assured, your trailer's reign of terror is over.



**Optimizes braking.** The factory-integrated trailer brake controller<sup>3</sup> uses braking input, vehicle speed and information from the vehicle's Anti-Lock Brake System (ABS) to balance the performance of the truck brakes and electric trailer brakes.<sup>4</sup>



**Helps you line it up.** The rear view camera<sup>3</sup> displays a full-colour image in your auto-dimming rearview mirror or on the Navigation System's 8" screen (shown). Just shift into Reverse for a wide-angle view behind the truck, complete with a distance guide.

LARIAT SuperCrew 4x4. LARIAT Chrome Package. Golden Bronze/Pale Adobe two-tone. Available equipment.

<sup>1</sup>Remember that even advanced technology cannot overcome the laws of physics. It's always possible to lose control of a vehicle due to inappropriate driver input for the conditions. <sup>2</sup>Maximum capability when properly equipped. See your Ford of Canada Dealer for specific equipment and other limitations. <sup>3</sup>Available feature. <sup>4</sup>Trailer brake controller verified to be compatible with electrically actuated drum brakes and certain electric-over-hydraulic brake systems. See your Ford of Canada Dealer for details.



2012 **F-150** [ford.ca](http://ford.ca)

Best-in-Class Payload<sup>1</sup>

**3,120 LBS./1,415 KG**

## GET MORE DONE WITH THE STRONGEST BACKBONE.

Built on the strongest frame in the class, F-150 is specifically engineered to excel at cargo hauling. Each crossmember on its fully boxed frame is precisely positioned to create a flat load floor, then throughwelded to help create a highly rigid structure, which minimizes frame flex and contributes to stable hauling and towing. More ways you benefit from this rugged design: best-in-class 3,120-lb. (1,415-kg) max. payload<sup>1</sup> capability and best-in-class cargo box volume of up to 2,301 L (81.3 cu. ft.). Even managing your cargo is easier thanks to the best pickup box access<sup>2</sup> in the class – steps on all 3 sides including our class-exclusive tailgate step<sup>2</sup> (shown above) and box side steps.<sup>2</sup> Any way you stack it, F-150 is the hardest working, most productive truck out there.



**Expands your cargo capabilities.** Our stowable bed extender<sup>2</sup> folds out, clamps together and secures with a bolt-action latch. Use this rugged barrier to haul with the tailgate down or secure smaller loads with it up.



**Gives you a lift.** Class-exclusive box side steps<sup>2</sup> ease access to the front end of the box. Each step can handle up to 500 lbs. Deploy or stow them with your foot – no hands required.

XLT SuperCab 4x4. XTR Package. Red Candy. Available equipment.

<sup>1</sup>Maximum capability when properly equipped. See your Ford of Canada Dealer for specific equipment and other limitations. <sup>2</sup>Available feature.



2012 **F-150** [ford.ca](http://ford.ca)





## IT TAKES A COMPREHENSIVE APPROACH TO SAFETY.

### Masters challenging moments.

Our standard AdvanceTrac® with RSC® (Roll Stability Control™) is the only electronic stability control system in the class that uses 2 gyroscopic sensors to help keep all 4 wheels firmly planted.<sup>1</sup> It automatically enhances vehicle control in wet or slippery conditions.

### Personalizes your protection.

The advanced Personal Safety System™ uses sensors to control deployment of the dual-stage front airbags in certain frontal collisions. Front-seat side airbags deploy in certain side-impact collisions. And our Safety Canopy® System enhances protection with a rollover sensor and side-curtain airbags.

### Promotes smart driving.

Our exclusive MyKey™<sup>2</sup> allows you to program ignition keys with reminders to drive at appropriate speeds, keep the audio volume low and more, including limiting the vehicle's top speed and muting the audio system until front safety belts are fastened.

### Sends an SOS for you.

So that you and your passengers can be easily located, our SOS Post-Crash Alert System™ will automatically flash the hazard lights and sound the horn after an airbag has deployed or a safety belt pretensioner has activated in certain collisions.<sup>3</sup>

### Directly contacts 911.

Ford SYNC®<sup>2</sup> with 911 Assist® uses your paired mobile phone to call 911 in the event of a crash that results in airbag deployment or fuel pump shutoff. The system can even send the operator an urgent message and your vehicle's location.<sup>4</sup>

XLT SuperCrew 4x4. XTR Package. Blue Flame. Available equipment.

<sup>1</sup>Remember that even advanced technology cannot overcome the laws of physics. It's always possible to lose control of a vehicle due to inappropriate driver input for the conditions. <sup>2</sup>Available feature. <sup>3</sup>SOS hardware may become damaged or the battery may lose power in a crash, which could prevent operation. Not all crashes will activate an airbag or safety belt pretensioner. <sup>4</sup>The vehicle's electrical system (including the battery), the wireless service provider's signal and a connected mobile phone must all be available and operating for 911 Assist to function properly. These systems may become damaged in a crash. The paired mobile phone must be connected to SYNC, and the 911 Assist feature enabled, in order for 911 to be dialed. Not all 911 systems are capable of receiving the vehicle location electronically. See your owner's guide for details.



2012 F-150 [ford.ca](http://ford.ca)



## KEEPS YOU CONNECTED TO YOUR WORLD.

### Hands-free calls and music.

No more searching for your phone or media player. No device on your ear. With voice-activated Ford SYNC<sup>®1,2</sup> you just touch a button on the steering wheel and say things like "Call Kevin," or "Play playlist: Country." Once paired, the system recognizes your phone and automatically transfers your contacts to support voice calling. SYNC also includes 911 Assist<sup>®</sup>.

### Full-colour travel guide.

The voice-activated Navigation System<sup>1</sup> features a vibrant 8" LCD touch screen with interactive maps you can zoom and scroll. Play DVDs while F-150 is in Park, store nearly 10 gigs of your digital music and much more with this easy-to-use system.

### Boundless entertainment.

Sirius Satellite Radio<sup>3</sup> comes with a 6-month prepaid subscription. Surf up to 120 channels including 100% commercial-free music, plus the best sports, news, talk and entertainment – all across Canada.



**Keeps you fully informed.** Engaging, easy-to-use menus on the LCD productivity screen<sup>1</sup> in the centre of the gauge cluster help you track fuel usage, explore unique truck applications and even make towing decisions. Steering wheel-mounted controls put it all comfortably within reach.

LARIAT SuperCrew 4x4. Adobe interior. Available equipment.

<sup>1</sup>Available feature. <sup>2</sup>Some mobile phones and some digital media players may not be fully compatible. Driving while distracted can result in loss of vehicle control. Only use mobile phones and other devices, even with voice commands, when it is safe to do so. SYNC voice recognition available in English, French and Spanish. <sup>3</sup>Sirius Satellite Radio subscriptions sold after prepaid period expires. Subscriptions are governed by Sirius Customer Agreement; see [sirius.ca](http://sirius.ca).





**AND CLEANS UP JUST AS WELL AS YOU DO.**



F-150 SuperCrew impresses with an interior experience like no other. We're talking room to spare, lots of creature comforts, superb cargo space and utmost flexibility – this truck has it all. The seating is thoughtfully contoured to provide comfortable support in all the right places, including its angled rear seat backs, which create a relaxed, natural seating position. The ultra-convenient one-touch 60/40 split rear seat folds up to reveal a fully flat load floor. And it's so quiet in here you might forget you're in a truck.



**Keeps your cargo level.** SuperCrew models feature the only completely flat load floor available in the class. With the one-touch 60/40 split rear seat folded up, they also give you 1,696 L (59.9 cu. ft.) of cargo space to fill.



**Powers your electronics.** On the back of the flow-through centre console! you'll find both a 110-volt power outlet and a 12-volt powerpoint for recharging your portable devices.

PLATINUM SuperCrew 4x4. Black interior with Sienna Brown leather trim. Available equipment.

<sup>1</sup>Available feature.



2012 F-150 [ford.ca](http://ford.ca)



## IT EMPOWERS YOU TO MASTER ROUGH TERRAIN.

Every F-150 is Built Ford Tough® with rugged underpinnings. Each starts with a double-wishbone, coil-over-shock, independent front suspension including gas shock absorbers and 2-stage, variable-rate rear leaf springs. In addition to its 2H, 4H and 4L modes, our new 2-speed automatic 4x4 system<sup>1</sup> features a convenient 4A mode that automatically responds to changing road conditions by directing engine torque as needed for optimum traction. Equip your truck with the Off-Road Package,<sup>1</sup> which includes an electronic-locking rear differential, skid plates and off-road-tuned shock absorbers, to help give you off-road confidence right from the start.

**Enhances capability on 4x2s and 4x4s.** The electronic-locking rear differential<sup>1</sup> uses a true mechanical dog-clutch mechanism to lock both rear axle shafts together so they turn at the same speed for maximum traction. Now available on all models;<sup>2</sup> it improves 4x2 traction when towing and when travelling on sand or other loose surfaces.



**Tracks the action.** Monitor your pitch angle, bank angle and wheel direction with our class-exclusive off-road display in the LCD productivity screen!



## LOTS OF WAYS TO MAKE IT YOURS.




F-150 can be equipped with everything from manually telescoping sideview mirrors with large viewing areas and convex lenses that are perfect for towing, to power-adjustable interior features that help customize your driving position. Cable Lock<sup>1</sup> makes it easy to secure your gear with a braided-steel cable that spools out of a rugged case mounted right in your cargo box. And you've got plenty of style options too. Build the F-150 you want, just the way you want it.

Trailer tow mirrors<sup>1</sup>  
Power-tilt/-telescoping steering column<sup>1</sup>  
Power-adjustable pedals<sup>1</sup>  
Ford Work Solutions™  
Cable Lock by Master Lock®<sup>1</sup>  
XLT Custom Package<sup>1,2</sup>

<sup>1</sup>Available feature. <sup>2</sup>Shown with optional mirrors.





LARIAT SuperCrew 4x4 in Red Candy customized with LARIAT chrome mesh grille insert, chrome hood deflector, 5" chrome aluminum tubular step bars, wheel-well liners, chrome exhaust tip, hard colour-matched tonneau cover by Penda,<sup>®</sup> smoked side window deflectors and Ford Custom Graphics by Original Wraps,<sup>™</sup> Inc.<sup>1</sup>  
Dual head restraint DVD by INVISION<sup>™</sup><sup>1</sup>  
Commercial grade tool box/cargo box by Delta<sup>®</sup>  
All-weather floor mats  
Remote start system

#### Bed Products

Bed extenders, mats and liners  
Cable lock,<sup>1</sup> tonneau covers<sup>1</sup> and retractable stake-bed pocket tie-downs<sup>1</sup>

#### Cargo Management System

Bed divider and side rails  
Cleat tie-downs  
Front header bar and load bar kits  
Cargo storage sidebox

#### Exterior

Head and tail lamps  
Moonroof deflector  
Manual and power mirrors  
Sliding rear windows  
Contractor racks and carriers<sup>1</sup>  
Retractable side steps  
Splash guards  
Trailer towing accessories  
Wheel lock kit

#### Interior

Interior light kit  
Auto-dimming rearview mirror  
Cargo organizers and protectors  
Protective seat covers<sup>1</sup>  
Ash cup/coin holder

#### Electronics

Keyless entry keypad  
Vehicle security system  
Warning sensor systems<sup>1</sup>

custom  
accessories 

<sup>1</sup>Ford Licensed Accessory.



# F-150 Standard Features

## Mechanical

Brakes – Power 4-wheel vented-disc with Anti-Lock Brake System (ABS)
Easy Fuel® capless fuel filler
Electronic 6-speed automatic transmission with tow/haul mode
Electronic brakeforce distribution (EBD)
Engine block heater
Fail-Safe Engine Cooling System
Four-wheel-down towing capability (4x4)
Gas-pressurized twin-tube shock absorbers
Hill start assist
Hood-open assist mechanisms
Jack (2-ton)
Lightweight aluminum hood
Maintenance-free 750-CCA/78-amp-hr battery with battery saver
Parking brake, foot-operated with hand-release
Power rack-and-pinion steering
Spare tire with underframe winch with safety catch
Stabilizer bar – Front
Stainless steel exhaust system (major components)
Suspension – Front: long-spindle, double-wishbone, coil-over-shock; rear: leaf springs
Tire Pressure Monitoring System (excludes spare)
Trailer tow with 4-pin connector

## Interior




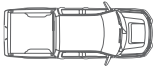
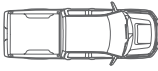
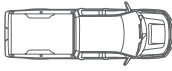



Air conditioning
Assist/grab handle – Right-front-passenger
Assist/grab handles – Rear outboard positions (SuperCrew)
Coat hooks – 2
Cupholders – Front; 2 (deployable under centre seat or in floor console) and 1 in each front-door map pocket
Display centre
Front dome or map lights
Front-door map pockets
Gauges – Tachometer, fuel, voltmeter, oil pressure, engine coolant temperature, speedometer and odometer
Glove compartment
Horn – Dual-note
Powerpoints – 12-volt; front (all models) and rear (in SuperCab and SuperCrew models)
Tilt steering column

## Exterior

Cargo box lamp – Integrated into centre high-mounted stop lamp
Cargo box tie-downs – 4
Daytime running lamps
Headlamps – Aerodynamic clear-lens dual-beam halogen
Outer door-sill scuff pads
Stake-bed pockets
Stone guards, front and rear
Tailgate – Removable with key lock and tailgate assist
Tow hooks – Black, 2 in front (4x4 only)
Windshield wipers – Intermittent

## Safety & Security

AdvanceTrac® with RSC® (Roll Stability Control™)
Airbags – Front-seat side <sup>1</sup>
Airbags – Safety Canopy® System with side-curtain airbags <sup>1</sup> for all rows and rollover sensor
Alert chimes – Headlamps-on, key-in-ignition and safety belt
Belt-Minder™ front safety belt reminder
Brake/shift interlock
Fuel pump inertia shutoff switch
LATCH – Lower Anchors and Tether Anchors for Children
Personal Safety System™ for driver and right-front passenger includes dual-stage front airbags <sup>1</sup> safety belt pretensioners, safety belt energy-management retractors, safety belt usage sensors, driver's seat position sensor, crash severity sensor, restraint control module, and Front-Passenger Sensing System <sup>2</sup>
Safety belts – 3-point for all seat positions
SecuriLock® Passive Anti-Theft Engine Immobilizer System
Side-intrusion door beams
SOS Post-Crash Alert System™
Spare tire/wheel lock
Trailer sway control

									
XL	○	○		○	○	○	●		
STX		○			○		●		○
XLT	○	○	○	○	○	○	●		○
FX2 & FX4		○	○	○	○			●	
LARIAT		○	○	○	○		○	●	
KING RANCH			●	○	○			●	
PLATINUM			●	○	○			●	
Ford Harley-Davidson™ F-150			●	●				●	

● Standard ○ Optional

<sup>1</sup>Always wear your safety belt and follow airbag warning label instructions. <sup>2</sup>Right-front-passenger seat only.



## F-150 Standard Features



### XL

Includes all standard features, plus:

#### Mechanical

3.7L Ti-VCT 4-valve V6 FFV engine (Regular Cab and SuperCab 145" WB)

5.0L Ti-VCT 4-valve V8 FFV engine (SuperCab 163" WB)

Electric power-assisted steering

Electronic shift-on-the-fly (ESOF) (4x4)

17" grey styled steel wheels

P235/75R17 BSW all-terrain tires

#### Seating

2-way adjustable head restraints

40/20/40 split cloth front seat

60/40 split flip-up rear seat (SuperCab)

Manual driver lumbar

Manual front seats

#### Interior

AM/FM stereo with clock

Climate controls – Manual

Door locks – Manual

Flooring – Black vinyl

Passenger-side visor vanity mirror

Rearview mirror – Day/night

Steering column – Manual tilt

Steering wheel – Black urethane

Windows – 2nd-row fixed (SuperCab)

Windows – Manual

Window – Rear, fixed glass with solar tint

#### Exterior

Bumpers – Argent-painted front and rear with black moulded front upper fascia

Door handles – Black

Grille – Black surround with black bar-style insert

Mirrors – Black manual sideview

Single-tip exhaust

Stone guards – Black



### STX

Includes select XL features, plus:

#### Mechanical

17" machined aluminum wheels

P255/65R17 OWL all-season tires (4x2)

P265/70R17 OWL all-terrain tires (4x4)

#### Seating

4-way adjustable head restraints

#### Interior

AM/FM stereo/single-CD player with clock

Sirius Satellite Radio with 6-month prepaid subscription

Auxiliary audio input jack

Customer information display with external temperature

MyKey™

#### Exterior

Bumpers – Body-colour front and rear with body-colour front upper fascia

Grille – Body-colour surround with black bar-style insert



### XLT

Includes select STX features, plus:

#### Mechanical

3.7L Ti-VCT 4-valve V6 FFV engine (Regular Cab, SuperCab 145" WB and 4x2 SuperCrew 145" WB)

5.0L Ti-VCT 4-valve V8 FFV engine (SuperCab 163" WB, 4x4 SuperCrew and 4x2 SuperCrew 157" WB)

17" machined aluminum wheels with painted accents

P235/75R17 BSW all-terrain tires (Regular Cab and SuperCab)

P255/65R17 OWL all-season tires (SuperCrew 4x2)

P265/70R17 OWL all-terrain tires (SuperCrew 4x4)

#### Seating

40/20/40 split cloth front seat with armrest

60/40 split one-touch flip-up rear seat (SuperCrew)

#### Interior

Autolamp

Compass

Covered visor vanity mirrors

Cruise control

Delayed accessory power

Door locks – Power

Fade-to-off interior lighting

Flooring – Colour-coordinated carpet

Flooring – Colour-coordinated carpeted floor mats

Overhead console with storage bins and map lights (SuperCab and SuperCrew)

Steering wheel – Colour-coordinated urethane

Window – Rear, fixed glass with privacy tint

Windows – Power with one-touch-down driver's side window feature

#### Exterior

Bumpers – Chrome front and rear with body-colour front upper fascia

Grille – Chrome surround with chrome bar-style insert

Mirrors – Black power sideview

Remote Keyless Entry System with 2 integrated key transmitter remotes with panic button and illuminated entry



## F-150 Standard Features



### FX2/FX4

Includes select XLT features, plus:

#### Mechanical

5.0L Ti-VCT 4-valve V8 FFV engine
6-speed SelectShift Automatic® transmission
Rear axle – Electronic-locking differential (FX4)
Skid plates (front differential, fuel tank and transfer case; FX4)
Trailer Tow Package
18" machined aluminum wheels
P265/60R18 OWL all-season tires (FX2)
P275/65R18 OWL all-terrain tires (FX4)

#### Seating

6-way power driver's seat
Manual driver and passenger lumbar
Sport cloth front bucket seats with flow-through centre console with floor shifter

#### Interior

Ford SYNC® voice-activated, in-vehicle connectivity system
110-volt power outlet
Flooring – Black rubber off-road floor mats (FX4)
Flooring – Colour-coordinated carpeted floor mats (FX2)
Message centre with 4.2" LCD productivity screen and trip computer
Rearview mirror – Auto-dimming
Reverse Sensing System
Steering column – Manual-tilt/-telescoping
Steering wheel – Black leather-wrapped
Steering wheel-mounted SYNC and audio controls
Window – Rear, fixed glass with privacy tint and defrost

#### Exterior

Black headlamp and tail lamp surrounds
Bumpers – Body-colour front and rear with body-colour front upper fascia
Cab steps – 6" grey angular
Door handles – Body-colour
Fog lamps
Grille – Body-colour surround with grey billet-style insert
Mirrors – Power, heated sideview with integrated turn signal indicators, driver's side auto-dimming feature and body-colour mirror caps
SecuriCode™ keyless entry keypad
Wheel-lip mouldings – Body-colour (FX2)
Wheel-lip mouldings – Sterling Grey (FX4)



### LARIAT

Includes select XLT features, plus:

#### Mechanical

5.0L Ti-VCT 4-valve V8 FFV engine
6-speed SelectShift Automatic transmission
2-speed automatic 4x4 system (4x4)
Trailer Tow Package
18" bright aluminum wheels
P265/60R18 OWL all-season tires (4x4)
P275/65R18 OWL all-terrain tires (4x4)

#### Seating

10-way power driver and front-passenger seats
60/40 split flip-up rear seat with folding armrest (SuperCrew)
Flow-through centre console with leather-trimmed lid, and floor shifter with leather-wrapped knob
Heated and cooled driver and front-passenger seats
Leather-trimmed front bucket seats
Memory driver's seat

#### Interior

AM/FM stereo/6-disc in-dash CD changer
Ford SYNC voice-activated, in-vehicle connectivity system
110-volt power outlet
Covered, illuminated visor vanity mirrors
Dual-zone electronic automatic temperature control
Flooring – Black rubber off-road floor mats
Flooring – Colour-coordinated carpeted floor mats
Memory power-adjustable pedals
Message centre with 4.2" LCD productivity screen and trip computer
Rearview mirror – Auto-dimming with compass
Remote Start System
Reverse Sensing System
Steering column – Manual-tilt/-telescoping
Steering wheel – Colour-coordinated leather-wrapped
Steering wheel-mounted SYNC and audio controls
Universal garage door opener
Window – Rear, power-sliding glass with privacy tint and defrost
Woodgrain interior trim accents

#### Exterior

Door handles – Body-colour
Fog lamps
Grille – Chrome 2-bar surround with silver mesh insert
Mirrors – Power, heated sideview with memory, integrated turn signal indicators, driver's side auto-dimming feature and body-colour mirror caps
SecuriCode keyless entry keypad
Wheel-lip mouldings – Body-colour



### KING RANCH™

Includes select LARIAT features, plus:

#### Mechanical

2-speed automatic 4x4 system
Trailer brake controller
18" 7-spoke aluminum wheels with painted accents and KING RANCH logo centre caps
P275/65R18 OWL all-terrain tires

#### Seating

Chaparral leather-trimmed front bucket seats
Flow-through centre console with Chaparral leather-trimmed lid, and floor shifter with Chaparral leather-wrapped knob
Heated rear seats

#### Interior

Sony® Audio System including 6-disc in-dash CD changer
Flooring – Colour-coordinated carpeted floor mats with KING RANCH logo
Rear view camera
Steering column – Power-tilt/-telescoping with memory
Steering wheel – Chaparral leather-wrapped
Unique woodgrain interior trim accents

#### Exterior

Bumpers – Pale Adobe front and rear with body-colour front upper fascia
Cab steps – Pale Adobe platform
Chrome exhaust tip
Grille – Chrome 2-bar surround with Pale Adobe mesh insert
KING RANCH tailgate and fender badges
Mirrors – Power-folding, heated sideview with memory, integrated turn signal indicators, security approach lamps, driver's side auto-dimming feature and chrome mirror caps
Pale Adobe box top and tailgate mouldings
Power moonroof
Two-tone paint with Pale Adobe lower accent colour
Wheel-lip mouldings – Pale Adobe



## F-150 Standard Features



### PLATINUM

Includes select LARIAT features, plus:

#### Mechanical

2-speed automatic 4x4 system

Trailer brake controller

20" polished aluminum wheels

P275/55R20 OWL all-terrain tires

#### Seating

Leather-trimmed front bucket seats with tuxedo stripes

Heated rear seats

#### Interior

Sony® Audio System including 6-disc in-dash CD changer

Aluminum appliques on centre panel and console

Ambient lighting

Bright inserts on door-sill scuff plates

Rear view camera

Steering column – Power-tilt/-telescoping with memory

Steering wheel – Leather-wrapped with woodgrain accent

Unique instrument cluster

Unique woodgrain interior trim accents

#### Exterior

Bright bodyside accent mouldings

Cab steps – Power-deployable

Chrome exhaust tip

Chrome front tow hooks

Door handles – Body-colour with chrome straps

Grille – Satin-finish surround with chrome mesh insert

High-gloss black B-pillar appliques

Mirrors – Power-folding, heated sideview with memory, integrated turn signal indicators, security approach lamps, driver's side auto-dimming feature and chrome mirror caps

"PLATINUM" fender badges

Power moonroof

Rain-sensing windshield wipers

Satin-finish tailgate appliqué

Tailgate step



### HARLEY-DAVIDSON™ F-150

Includes select LARIAT features, plus:

#### Mechanical

6.2L 2-valve V8 gas engine

2-speed automatic 4x4 system

Hydraulic power-assisted steering

Sport-tuned front and rear shock absorbers

Trailer brake controller

22" machined aluminum wheels with painted accents and Harley-Davidson blank Bar & Shield logo centre caps

P275/45R22 BSW all-season tires

#### Seating

Black and "Snakeskin" two-tone perforated leather-trimmed front bucket seats; cloisonné seat back badges with Harley-Davidson blank Bar & Shield logo

Flow-through centre console with Black and "Snakeskin" two-tone leather-trimmed lid; cloisonné badge with HARLEY-DAVIDSON Bar & Shield logo; serialization plate; and floor shifter with leather-wrapped knob

Heated rear outboard seats

#### Interior

Navigation System with Sony Audio System with single-CD/DVD player

Ambient lighting

Black and "Snakeskin" two-tone interior with Tuxedo Black high-gloss appliques

Bright engine-turned inserts on door-sill scuff plates

Memory power-adjustable performance pedals

Rear view camera

Satin-chrome finish on interior ornamentation

Steering column – Power-tilt/-telescoping with memory

Steering wheel – Black leather-wrapped

Unique instrument cluster

#### Exterior

Blacked-out headlamps and tail lamps

Bumpers – Body-colour front and rear with body-colour front upper fascia

Cab steps – Power-deployable

Chrome steel cargo box tie-down hooks

Chrome twin-tip tuned exhaust

Dynamic "Snakeskin" bodyside graphics with "HARLEY-DAVIDSON" dimensional box-side lettering

Grille – Body-colour surround with chrome billet-style insert

Harley-Davidson F-150 fender and tailgate badges

Mirrors – Power-folding, heated sideview with memory, integrated turn signal indicators, security approach lamps, driver's side auto-dimming feature and body-colour mirror caps

Power moonroof

Rubber bed mat with Harley-Davidson Bar & Shield logo





## F-150 Optional Features



## XL

### Mechanical

5.0L Ti-VCT 4-valve V8 FFV engine (Regular Cab and SuperCab 145" WB)

3.5L EcoBoost® V6 engine (includes 98L fuel tank on 4x2 and 136L fuel tank on 4x4; restrictions apply)

Rear axle – Electronic-locking differential

Rear axle – Limited-slip differential

Trailer brake controller (requires Trailer Tow Package or Max. Trailer Tow Package; requires fog lamps when ordered with XL Décor Package)

LT245/75R17E BSW all-terrain tires

P255/65R17 OWL all-season tires (4x2)

P265/70R17 OWL all-terrain tires (4x4)

### Seating

40/20/40 split vinyl front seat

### Interior

AM/FM stereo/single-CD player with auxiliary audio input jack

Ford SYNC® voice-activated, in-vehicle connectivity system (requires cruise control and single-CD player)

Cruise control

Flooring – Colour-coordinated carpet with carpeted floor mats

Flooring – Full-coverage rubber floor mats (requires carpet)

MyKey™ (requires single-CD player)

Window – Rear, manual-sliding glass with privacy tint

### Exterior

Bedliner – Tough Bed® factory-installed spray-in<sup>1</sup>

Box side steps (requires 6½' or 8' box)

Fog lamps (requires XL Décor Package)

Mirrors – Manually telescoping trailer tow with manual glass

Skid plates (4x4 only) (front differential, fuel tank and transfer case)

Stowable bed extender

Tailgate step

### Ford Work Solutions™

Cable Lock by Master Lock® (replaces cargo tie-down hooks)

Crew Chief™ powered by Telogis®

### Packages

**Heavy-Duty Payload Package** – Increases GVWR to 3,720 kg (8,200 lbs.) for improved payload and towing; includes 17" 7-lug steel wheels; LT245/75R17E BSW all-terrain tires; heavy-duty shock absorbers; upgraded springs and radiator; auxiliary transmission oil cooler; and rear axle with 9.75" gear set and 3.73 limited-slip gear ratio (Regular Cab and SuperCab with 8' box, or MidBox Prep Package with 5½' box; restrictions apply)

**MidBox Prep Package** – Includes 145" WB Regular Cab with 5½' box, or 163" WB SuperCab with 5½' box; via ship-thru process, truck is upfitted with MidBox between cab and pickup box

**Trailer Tow Package** (required for towing over 2,268 kg [5,000 lbs.]) – Includes Class IV trailer hitch receiver, 7-pin wiring harness, upgraded radiator, auxiliary transmission oil cooler, and 6-speed SelectShift Automatic transmission

**Max. Trailer Tow Package** (required for towing over 2,268 kg [5,000 lbs.]) – Includes Class IV trailer hitch receiver, 7-pin wiring harness, upgraded radiator, auxiliary transmission oil cooler, trailer brake controller, upgraded rear bumper, and 6-speed SelectShift Automatic® transmission (requires fog lamps; other restrictions apply)

**XL Décor Package** – Includes chrome front and rear bumpers and front cloth 40/20/40 split seat with manual driver lumbar

## STX

### Mechanical

5.0L Ti-VCT V8 4-valve FFV engine

Rear axle – Electronic-locking differential

Rear axle – Limited-slip differential

Trailer brake controller (requires Trailer Tow Package or Max. Trailer Tow Package; requires fog lamps)

18" machined aluminum wheels

P265/60R18 OWL all-season tires (4x2)

P275/65R18 OWL all-terrain tires (4x4)

### Seating

Cloth front bucket seats with manual adjuster and manual driver lumbar

### Interior

AM/FM stereo/6-disc in-dash CD changer

Ford SYNC voice-activated, in-vehicle connectivity system (requires cruise control)

Cruise control

Flooring – Colour-coordinated carpet with carpeted floor mats

Flooring – Full-coverage rubber floor mats (requires carpet)

Power-adjustable pedals

Window – Rear, manual-sliding glass with privacy tint

### Exterior

Bedliner – Tough Bed factory-installed spray-in<sup>1</sup>

Box side steps

Cab steps – 5" chrome tubular

Fog lamps

Stowable bed extender

Tailgate step

### Ford Work Solutions

Cable Lock by Master Lock (replaces cargo tie-down hooks)

Crew Chief powered by Telogis

### Package

**Trailer Tow Package** (required for towing over 2,268 kg [5,000 lbs.]) – Includes Class IV trailer hitch receiver, 7-pin wiring harness, upgraded radiator, auxiliary transmission oil cooler, and 6-speed SelectShift Automatic transmission



<sup>1</sup>Available Winter 2012.

## F-150 Optional Features



## XLT

### Mechanical

5.0L Ti-VCT 4-valve V8 FFV engine (Regular Cab, SuperCab 145" WB and SuperCrew 145" WB)

3.5L EcoBoost® V6 engine (includes 98L fuel tank on 4x2 and 4-valve 136L fuel tank on 4x4; restrictions apply)

Rear axle – Electronic-locking differential

Rear axle – Limited-slip differential

Trailer brake controller (requires Trailer Tow Package or Max. Trailer Tow Package and fog lamps)

20" chrome-clad aluminum wheels (requires XTR Package)

LT245/75R17E BSW all-terrain tires

P255/65R17 OWL all-season tires (Regular Cab and SuperCab 4x2)

P265/70R17 OWL all-terrain tires (Regular Cab and SuperCab 4x4)

LT275/65R18 OWL all-terrain tires (4x4; requires XTR Package)

P275/55R20 OWL all-season tires (n/a with 3.7L engine; requires XTR Package)

P275/55R20 OWL all-terrain tires (4x4; requires XTR Package)

### Seating

6-way power driver's seat (SuperCab and SuperCrew)

Cloth 40/console/40 front bucket seats with manual driver lumbar (SuperCab and SuperCrew)

### Interior

AM/FM stereo/6-disc in-dash CD changer

Ford SYNC® voice-activated, in-vehicle connectivity system

Flooring – Black vinyl (restrictions apply)

Flooring – Full-coverage rubber floor mats (requires carpet)

Power-adjustable pedals (SuperCab and SuperCrew require 6-way power driver's seat)

Rear view camera

Remote Start System

Window – Rear, fixed glass with privacy tint and defrost

Window – Rear, manual-sliding glass with privacy tint

Window – Rear, power-sliding glass with privacy tint and defrost (SuperCab and SuperCrew)

### Exterior

Bedliner – Tough Bed factory-installed spray-in<sup>1</sup>

Box side steps (requires 6½' or 8' box)

Cab steps – 4" polished stainless steel (Regular Cab only)

Cab steps – 5" chrome tubular (SuperCab and SuperCrew only)

Cab steps – Black platform (SuperCab and SuperCrew only)

Fog lamps

Mirrors – Manual trailer tow with power/heated glass, integrated turn signal indicators and security approach lamps

Mirrors – Power, heated sideview with integrated turn signal indicators

Power moonroof (requires XTR Package)

Reverse Sensing System (requires a Trailer Tow Package)

SecuriCode™ keyless entry keypad

Skid plates (4x4 only) (front differential, fuel tank and transfer case)

Stowable bed extender

Tailgate step

Two-tone paint (not available with XLT Custom Package)

### Ford Work Solutions™

Cable Lock by Master Lock® (replaces cargo tie-down hooks)

Crew Chief™ powered by Telogis®

### Packages

**Heavy-Duty Payload Package** increases GVWR to 3,720 kg (8,200 lbs.) for improved payload and towing; includes 17" 7-lug aluminum wheels, LT245/75R17E BSW all-terrain tires, heavy-duty shock absorbers, upgraded springs and radiator, auxiliary transmission oil cooler, and rear axle with 9.75" gear set and 3.73 limited-slip gear ratio (Regular Cab and SuperCab with 8' box; restrictions apply)

**MidBox Prep Package** includes 145" WB Regular Cab with 5½' box, or 163" WB SuperCab with 5½' box; via ship-thru process, truck is upfitted with MidBox between cab and pickup box

**Off-Road Package** includes P265/70R17 OWL all-terrain tires; 3.73 electronic-locking rear axle; front differential, fuel tank and transfer case skid plates; off-road-tuned front and rear shock absorbers; and 4x4 "OFF-ROAD" box decals (4x4 only; not available with 3.7L V6 FFV or 6.2L V8 gas engines; other restrictions apply)

**Trailer Tow Package** (required for towing over 2,268 kg [5,000 lbs.]) – Includes Class IV trailer hitch receiver, 7-pin wiring harness, upgraded radiator, auxiliary transmission oil cooler, and 6-speed SelectShift Automatic® transmission

**Max. Trailer Tow Package** (required for towing over 2,268 kg [5,000 lbs.]) – Includes Class IV trailer hitch receiver, 7-pin wiring harness, upgraded radiator, auxiliary transmission oil cooler, trailer brake controller, upgraded rear bumper, and 6-speed SelectShift Automatic® transmission (requires fog lamps; other restrictions apply)

**XLT Convenience Package** includes 6-way power driver's seat, power-adjustable pedals, SYNC, leather-wrapped steering wheel with 5-way steering wheel-mounted controls, and message centre with 4.2" LCD productivity screen (SuperCab and SuperCrew only; restrictions apply)

**XLT Custom Package** includes chrome billet-style grille with body-colour surround, 18" machined aluminum wheels with painted accents, P265/60R18 OWL all-season tires, body-colour front and rear bumpers, 4" body-colour cab steps, chrome exhaust tip, unique black sport cloth front seats, unique door-trim panel and instrument panel finishes (4x2 only; requires 3.7L engine)

**XTR Package** includes 18" chrome-clad aluminum wheels; P265/60R18 OWL all-season tires (4x2); P275/65R18 OWL all-terrain tires (4x4); chrome billet-style grille; chrome front tow hooks (4x4); 5" chrome tubular cab steps; chrome exhaust tip; fog lamps; power, heated sideview mirrors with integrated turn signal indicators; SecuriCode keyless entry keypad; unique "XTR" box decals; chrome door handles; and auto-dimming rearview mirror with compass (SuperCab and SuperCrew)

<sup>1</sup>Available Winter 2012.





## F-150 Optional Features



## FX2 & FX4

### Mechanical

3.5L EcoBoost® V6 engine (includes 98L fuel tank on FX2 and 136L fuel tank on FX4)

Rear axle – Limited-slip differential (FX2)

Trailer brake controller

20" premium painted aluminum wheels

LT275/65R18 OWL all-terrain tires (FX4)

P275/55R20 OWL all-season tires (FX2)

P275/55R20 OWL all-terrain tires (FX4)

### Interior

AM/FM stereo/6-disc in-dash CD changer

Sony® Audio System including 6-disc in-dash CD changer

Navigation System with Sony Audio System with single-CD/DVD player (requires FX Luxury Package)

Power-adjustable pedals

Rear view camera

Remote Start System

Window – Rear, power-sliding glass with privacy tint and defrost

### Exterior

Bedliner – Tough Bed® factory-installed spray-in<sup>1</sup>

Box side steps

Mirrors – Manual trailer tow with power/heated glass, integrated turn signal indicators and security approach lamps

Power moonroof

Stowable bed extender

Tailgate step

### Ford Work Solutions™

Cable Lock by Master Lock® (replaces cargo tie-down hooks)

Crew Chief™ powered by Telogis®

### Packages

**FX Appearance Package** includes unique FX Sport leather-trimmed front bucket seats with flow-through centre console; unique leather-wrapped steering wheel; unique finish interior accents on the instrument panel, centre stack, door trim and flow-through centre console lid; body-colour grille surround with accent colour insert; body-colour wheel-lip and bodyside mouldings; unique bodyside graphics; 4" black tubular cab steps; chrome exhaust tip; unique flat-black/red fender and tailgate badging; 20" flat-black-painted aluminum wheels and P275/55R20 OWL all-season tires

**FX Luxury Package** includes FX leather-trimmed 40/flow-through console/40 front bucket seats; heated driver and front-passenger seats; 10-way power-adjustable driver and front-passenger seats; memory driver seat; dual-zone electronic automatic temperature control; universal garage door opener; memory, power-adjustable pedals; power-folding, heated sideview mirrors with integrated turn signal indicators, driver's side memory and auto-dimming features, and body-colour mirror caps; 6-disc in-dash CD changer; and power-sliding rear window with privacy tint and defrost

**Max. Trailer Tow Package** includes Class IV trailer hitch receiver, 7-pin wiring harness, upgraded radiator, auxiliary transmission oil cooler, trailer brake controller, and upgraded rear bumper (restrictions apply)

<sup>1</sup>Available Winter 2012.



## F-150 Optional Features



## LARIAT

### Mechanical

3.5L EcoBoost® V6 engine (includes 98L fuel tank on 4x2 and 136L fuel tank on 4x4)

6.2L V8 gas engine (SuperCrew only; includes hydraulic power-assisted steering; requires Max. Trailer Tow Package)

Rear axle – Electronic-locking differential

Rear axle – Limited-slip differential

Trailer brake controller

20" 6-spoke machined aluminum wheels

20" chrome-clad aluminum wheels (requires LARIAT Chrome Package)

LT275/65R18 OWL all-terrain tires (4x4)

P275/55R20 OWL all-season tires (4x2)

P275/55R20 OWL all-terrain tires (4x4)

### Seating

Leather-trimmed 40/20/40 split front seat with 10-way power, heated driver and front-passenger seats, and memory driver's seat (not available with 6.2L engine)

### Interior

Sony® Audio System including 6-disc in-dash CD changer

Navigation System and Sony Audio System with single-CD/DVD player

Rear view camera

### Exterior

Bedliner – Tough Bed factory-installed spray-in<sup>1</sup>

Box side steps (requires 6½' box)

Cab steps – 6" chrome angular

Mirrors – Manual trailer tow with power/heated glass, driver's side memory feature, integrated turn signal indicators, security approach lamps and chrome caps (requires LARIAT Chrome Package or Max. Trailer Tow Package)

Power moonroof

Skid plates (4x4 only) (front differential, fuel tank and transfer case)

Stowable bed extender

Tailgate step

Two-tone paint (includes accent-colour bumpers and wheel-lip mouldings)

### Ford Work Solutions™

Cable Lock by Master Lock® (replaces cargo tie-down hooks)

Crew Chief™ powered by Telogis®

### Packages

**Heavy-Duty Payload Package** (SuperCrew 157" WB only; restrictions apply) increases GVWR to 3,720 kg (8,200 lbs.) for improved payload and towing; includes 17" 7-lug aluminum wheels; LT245/75R17E BSW all-terrain tires; heavy-duty shock absorbers; upgraded springs and radiator; auxiliary transmission oil cooler; and rear axle with 9.75 gear set and 3.73 limited-slip gear ratio

**LARIAT Chrome Package** includes 18" chrome-clad aluminum wheels; chrome mesh grille insert; 6" chrome angular cab steps; chrome exhaust tip; chrome front tow hooks (4x4 only); power, heated sideview mirrors with chrome mirror caps; and body-colour door handles with chrome straps

**Max. Trailer Tow Package** includes Class IV trailer hitch receiver, 7-pin wiring harness, upgraded radiator, auxiliary transmission oil cooler, trailer brake controller, and upgraded rear bumper (restrictions apply)

**Off-Road Package** includes 3.73 electronic-locking rear axle; front differential fuel tank and transfer case skid plates; off-road-tuned front and rear shock absorbers; 4x4 "OFF-ROAD" box decals; and all-terrain tires (not available with 6.2L V8 gas engine)



<sup>1</sup>Available Winter 2012.



## F-150 Optional Features



### KING RANCH™

#### Mechanical

3.5L EcoBoost® V6 engine

Rear axle – Electronic-locking differential

20" premium painted aluminum wheels with KING RANCH logo centre caps

P275/55R20 OWL all-terrain tires

#### Interior

Navigation System with Sony® Audio System with single-CD/DVD player

#### Exterior

Bedliner – Tough Bed factory-installed spray-in<sup>1</sup>

Box side steps (requires 6½' box)

Cab steps – 6" chrome angular

Mirrors – Manual trailer tow with power/heated glass, driver's side memory feature, integrated turn signal indicators, security approach lamps and chrome caps

Stowable bed extender

Tailgate step

#### Ford Work Solutions™

Cable Lock by Master Lock® (replaces cargo tie-down hooks)

Crew Chief™ powered by Telogis®

#### Packages

**Max. Trailer Tow Package** includes Class IV trailer hitch receiver, 7-pin wiring harness, upgraded radiator, auxiliary transmission oil cooler, trailer brake controller, and upgraded rear bumper (restrictions apply)

**Off-Road Package** includes 3.73 electronic-locking rear axle; front differential, fuel tank and transfer case skid plates; off-road-tuned front and rear shock absorbers; 4x4 "OFF-ROAD" box decals; and all-terrain tires



<sup>1</sup>Available Winter 2012.



PLATINUM

Mechanical

- 3.5L EcoBoost® V6 engine
- 6.2L V8 gas engine (requires Max. Trailer Tow Package and 5½' box)
- Rear axle – Electronic-locking differential

Interior

- Navigation System with Sony® Audio System with single-CD/DVD player

Exterior

- Box side steps (requires 6½' box)
- Mirrors – Manual trailer tow with power/heated glass, driver's side memory feature, integrated turn signal indicators, security approach lamps and chrome caps
- Skid plates (front differential, fuel tank and transfer case)
- Stowable bed extender

Ford Work Solutions™

- Crew Chief™ powered by Telogis®

Package

- Max. Trailer Tow Package** includes Class IV trailer hitch receiver, 7-pin wiring harness, upgraded radiator, auxiliary transmission oil cooler, trailer brake controller, and upgraded rear bumper (restrictions apply; required with 6.2L V8 engine)





## F-150 Optional Features



### FORD HARLEY-DAVIDSON™ F-150

#### Exterior

Stowable bed extender

Tailgate step

#### Ford Work Solutions™

Crew Chief™ powered by Telogis®



## F-150 Optional Features



### Exteriors

### Interiors

	TWO-TONE	XL	STX	XLT	FX2 & FX4	LARIAT	KING RANCH™	PLATINUM	HARLEY-DAVIDSON™ F-150
White Platinum Metallic Tri-coat <sup>1</sup>	■					8, 9	10	11, 12	13
Oxford White	■ ■	1, 2	2	2, 3, 4	5, 6, 7	8, 9	10		
Ingot Silver Metallic		1, 2	2	2, 4	5, 6, 7	9		11, 12	
Sterling Grey Metallic	■	1, 2	2	2, 4	5, 6, 7	9		11, 12	
Golden Bronze Metallic	■			3		8, 9	10	12	
Pale Adobe Metallic				3		8, 9			
Race Red	■		2	2, 4	5, 6, 7				
Red Candy Metallic Tinted Clearcoat <sup>1</sup>	■ ■			2, 3	5, 6, 7	8, 9		11, 12	
Vermillion Red		1, 2							
Blue Flame Metallic	■		2	2, 3, 4	5, 6, 7				
Dark Blue Pearl Metallic	■ ■	1, 2		2, 3		8, 9	10		
Green Gem Metallic <sup>2</sup>	■ ■	1, 2		2, 3		8, 9	10		
Tuxedo Black <sup>2</sup>	■ ■	1, 2	2	2, 3, 4	5, 6, 7	8, 9	10	11, 12	13

■ Ingot Silver Two-Tone Accent exterior with Steel Grey Cloth interior optional on XLT

■ Pale Adobe Two-Tone Accent exterior standard on KING RANCH, optional on LARIAT

<sup>1</sup>Additional charge. <sup>2</sup>Late availability.

Colours are representative only. See your Ford of Canada Dealer for actual paint/trim options.





## F-150 Optional Features

### XL



17" Grey Styled Steel Wheels  
Standard



17" 7-Lug Grey Styled Steel Wheels  
Included with  
Heavy-Duty Payload Package

### STX



17" Machined Aluminum Wheels  
Standard



18" Machined Aluminum Wheels  
Optional

### XLT



17" Machined Aluminum Wheels  
with Painted Accents  
Standard



17" 7-Lug Aluminum Wheels  
Included with  
Heavy-Duty Payload Package



18" Machined Aluminum Wheels  
Included with  
XLT Custom Package



18" Chrome-Clad Aluminum Wheels  
Included with  
XLT Chrome Package



20" Chrome-Clad Aluminum Wheels  
Optional with  
XLT Chrome Package

### FX2 & FX4



18" Machined Aluminum Wheels  
Standard



20" Premium Painted  
Aluminum Wheels  
Optional



20" Flat-Black-Painted  
Aluminum Wheels  
Included with  
FX Appearance Package

### LARIAT



18" Bright Aluminum Wheels  
Standard



18" Chrome-Clad Aluminum Wheels  
Included with  
LARIAT Chrome Package



17" 7-Lug Aluminum Wheels  
Included with  
Heavy-Duty Payload Package



20" 6-Spoke Machined  
Aluminum Wheels  
Optional



20" Chrome-Clad Aluminum Wheels  
Optional with  
LARIAT Chrome Package

### KING RANCH™



18" 7-Spoke Aluminum  
Wheels with Painted Accents  
Standard



20" Premium Painted  
Aluminum Wheels  
Optional

### PLATINUM



20" Polished Aluminum Wheels  
Standard

### FORD HARLEY-DAVIDSON™ F-150



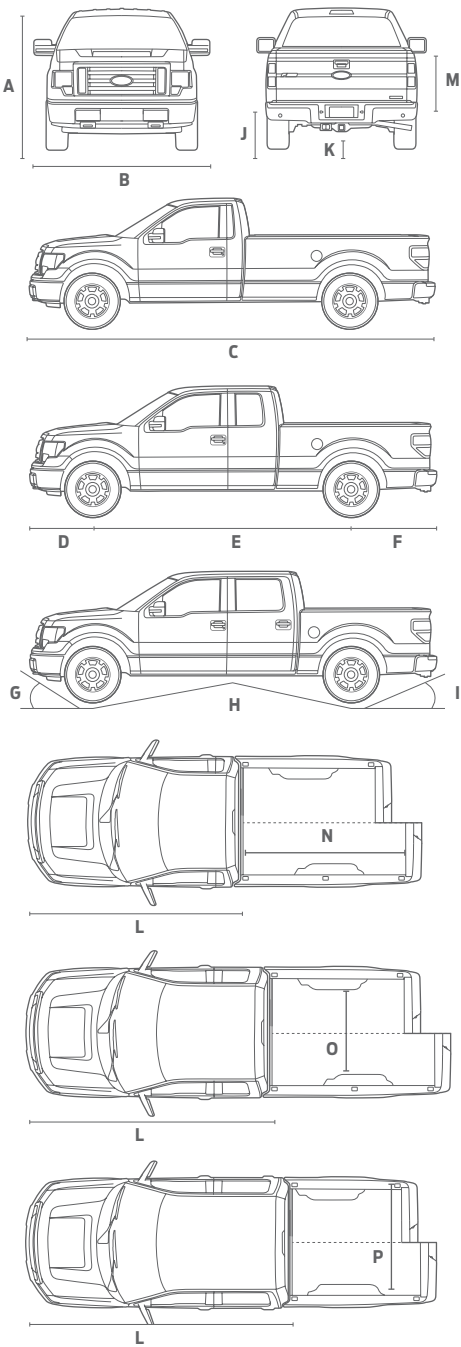
22" Painted Aluminum Wheels  
Standard



TECHNICAL SPECIFICATIONS

DIMENSIONS

	REGULAR CAB	SUPERCAB	SUPERCREW
	4x2/4x4	4x2/4x4	4x2/4x4
Exterior mm (in.)			
A. Height – 5½' box	—	—	1,905 (75.0)/1,948 (76.7)
A. Height – 6½' box	1,901 (74.8)/1,930 (76.0)	1,909 (75.2)/1,934 (76.1)	1,896 (74.6)/1,943 (76.5)
A. Height – 8' box	1,905 (75.0)/1,930 (76.0)	1,900 (74.8)/1,923 (75.7)	—
B. Width – Excluding mirrors	2,012 (79.2)	2,012 (79.2)	2,012 (79.2)
B. Width – Mirrors folded	2,141 (84.3)	2,141 (84.3)	2,141 (84.3)
B. Width – Including mirrors	2,464 (97.0)	2,464 (97.0)	2,464 (97.0)
B. Width – Including trailer tow mirrors	2,672 (105.2)	2,672 (105.2)	2,672 (105.2)
C. Length – 5½' box	—	—	5,889 (231.9)
C. Length – 6½' box	5,416 (213.2)	5,889 (231.9)	6,194 (243.9)
C. Length – 8' box	5,889 (231.9)	6,361 (250.4)	—
D. Overhang – Front	974 (38.3)	974 (38.3)	974 (38.3)
E. Wheelbase – 5½' box	—	—	3,671 (144.5)
E. Wheelbase – 6½' box	3,198 (125.9)	3,671 (144.5)	3,976 (156.5)
E. Wheelbase – 8' box	3,671 (144.5)	4,143 (163.1)	—
F. Overhang – Rear	1,244 (49.0)	1,244 (49.0)	1,244 (49.0)
G. Angle of approach – 5½' box	—	—	22.8º/25.7º
G. Angle of approach – 6½' box	22.4º/23.8º	23.1º/23.9º	22.4º/25.8º
G. Angle of approach – 8' box	22.8º/23.5º	23.1º/23.9º	—
H. Ramp breakover angle – 5½' box	—	—	16.2º/16.3º
H. Ramp breakover angle – 6½' box	17.6º/17.1º	16.8º/15.4º	15.1º/15.4º
H. Ramp breakover angle – 8' box	17.0º/15.7º	15.7º/14.1º	—
I. Angle of departure – 5½' box	—	—	22.9º/25.1º
I. Angle of departure – 6½' box	23.9º/25.3º	23.7º/25.0º	22.7º/24.7º
I. Angle of departure – 8' box	24.5º/26.1º	23.4º/24.5º	—
J. Load floor height – 5½' box	—	—	841 (33.1)/884 (34.8)
J. Load floor height – 6½' box	867 (34.1)/897 (35.3)	858 (33.8)/887 (34.9)	834 (32.8)/876 (34.5)
J. Load floor height – 8' box	882 (34.7)/915 (36.0)	851 (33.5)/874 (34.4)	—
K. Ground clearance – 5½' box	—	—	211 (8.3)/231 (9.1)
K. Ground clearance – 6½' box	209 (8.2)/223 (8.8)	218 (8.6)/218 (8.6)	206 (8.1)/229 (9.0)
K. Ground clearance – 8' box	215 (8.5)/223 (8.8)	216 (8.5)/213 (8.4)	—
L. Cab length	3,209 (126.3)	3,681 (144.9)	3,981 (156.7)
Interior mm (in.)			
1st Row			
Head room	1,042 (41.0)	1,042 (41.0)	1,042 (41.0)
Shoulder room	1,691 (66.6)	1,674 (65.9)	1,674 (65.9)
Hip room	1,536 (60.5)	1,536 (60.5)	1,536 (60.5)
Leg room	1,051 (41.4)	1,051 (41.4)	1,051 (41.4)
2nd Row			
Head room	—	1,006 (39.6)	1,024 (40.3)
Shoulder room	—	1,668 (65.7)	1,664 (65.5)
Hip room	—	1,662 (65.4)	1,642 (64.6)
Leg room	—	846 (33.3)	1,104 (43.5)
Cargo Box	5½' Box	6½' Box	8' Box
Volume L (cu. ft.)	1,570 (55.4)	1,855 (65.5)	2,301 (81.3)
M. Inside height mm (in.)	569 (22.4)	569 (22.4)	569 (22.4)
N. Length at floor mm (in.)	1,703 (67.0)	2,002 (78.8)	2,475 (97.4)
O. Width at wheelhouse mm (in.)	1,269 (50.0)	1,269 (50.0)	1,269 (50.0)
P. Maximum width at floor mm (in.)	1,656 (65.2)	1,656 (65.2)	1,656 (65.2)



TECHNICAL SPECIFICATIONS

POWERTRAINS

	3.7L 4-VALVE V6	5.0L 4-VALVE V8	3.5L 4-VALVE ECOBOOST® V6	6.2L 2-VALVE V8
Configuration	Ti-VCT DOHC	Ti-VCT DOHC	Ti-VCT DOHC	VCT SOHC
Fuel injection	Sequential Electronic	Sequential Electronic	Direct Injection	Sequential Electronic
Engine control system	Electronic	Electronic	Electronic	Electronic
Induction system	Naturally aspirated	Naturally aspirated	Twin-turbocharged, intercooled	Naturally aspirated
Battery	12-volt; 750-CCA/ 78-amp-hr	12-volt; 750-CCA/ 78-amp-hr	12-volt; 750-CCA/ 78-amp-hr	12-volt; 750-CCA/ 78-amp-hr
Cooling system	Pressurized series flow	Pressurized series flow	Pressurized series flow	Pressurized series flow
Cylinders	6	8	6	8
Cylinder head	Aluminum	Aluminum	Aluminum	Aluminum
Block material	Aluminum	Aluminum	Aluminum	Cast iron
Bore/Stroke	3.76"/3.41"	3.63"/3.65"	3.64"/3.41"	4.02"/3.74"
Compression ratio	10.5:1	10.5:1	10.0:1	9.8:1
Horsepower/rpm	302 @ 6,500	360 @ 5,500	365 @ 5,000	411 @ 5,500
Torque lb.-ft./rpm	278 @ 4,000	380 @ 4,250	420 @ 2,500	434 @ 4,500
Recommended fuel	Regular unleaded or E85	Regular unleaded or E85	Regular unleaded	Regular unleaded
Transmission	6-speed auto. with tow/haul	6-speed auto. with tow/haul	6-speed auto. with tow/haul	6-speed auto. with tow/haul
<b>Estimated Fuel Consumption Ratings¹ L/100 km (mpg)</b>				
w/6-speed automatic				
4x2 city	12.7 (22)	14.0 (20)	12.9 (22)	—
4x2 hwy	8.9 (32)	9.7 (29)	9.0 (31)	—
4x4 city	13.4 (21)	14.9 (19)	14.0 (20)	—
4x4 hwy	9.7 (29)	10.5 (27)	9.6 (29)	—
w/SelectShift Automatic®				
4x2 city	12.7 (22)	14.0 (20)	12.9 (22)	16.9 (17)
4x2 hwy	8.9 (32)	9.7 (29)	9.0 (31)	11.4 (25)
4x4 city	13.4 (21)	15.0 (19)	14.0 (20)	18.5 (15)
4x4 hwy	9.7 (29)	10.5 (27)	9.6 (29)	12.7 (22)

MAXIMUM PAYLOAD WEIGHT RATINGS kg (lbs.)

	MAX. GVWR	REGULAR CAB		SUPERCAB		SUPERCREW	
		126" WB	145" WB	145" WB	163" WB	145" WB	157" WB
<b>4x2</b>							
3.5L EcoBoost	3,198 (7,050)	—	934 (2,060)	812 (1,790)	—	—	—
	3,221 (7,100)	—	—	—	—	794 (1,750)	753 (1,660)
	3,311 (7,300)	—	—	—	871 (1,920)	—	—
	3,357 (7,400)	—	—	—	—	875 (1,930)³	—
	3,402 (7,500)	—	—	943 (2,080)³	—	—	—
	3,425 (7,550)	—	—	—	903 (1,990)³	—	907 (2,000)³
	3,720 (8,200)	—	1,406 (3,100)²	—	1,225 (2,700)²	—	1,188 (2,620)²
3.7L V6 FFV	2,926 (6,450)	776 (1,710)	—	—	—	—	—
	3,039 (6,700)	—	—	726 (1,600)	—	—	—
	3,062 (6,750)	—	875 (1,930)	—	—	—	—
	3,084 (6,800)	—	—	—	—	735 (1,620)	—
5.0L V8 FFV	3,016 (6,650)	821 (1,810)	—	—	—	—	—
	3,198 (7,050)	—	948 (2,090)	—	—	—	—
	3,221 (7,100)	—	—	848 (1,870)	—	812 (1,790)	771 (1,700)
	3,311 (7,300)	—	—	—	875 (1,930)	—	—
	3,720 (8,200)	—	1,415 (3,120)²	—	1,229 (2,710)²	—	1,188 (2,620)²
6.2L 2-Valve V8 Gas	3,357 (7,400)	—	—	—	—	785 (1,730)³	—
	3,425 (7,550)	—	—	—	—	—	821 (1,810)³
<b>4x4</b>							
3.5L EcoBoost	3,266 (7,200)	—	871 (1,920)	753 (1,660)	—	689 (1,520)	—
	3,334 (7,350)	—	—	—	—	—	708 (1,560)
	3,379 (7,450)	—	—	—	807 (1,780)	—	—
	3,470 (7,650)	—	—	—	—	862 (1,900)³	—
	3,493 (7,700)	—	—	907 (2,000)³	844 (1,860)³	—	835 (1,840)³
	3,720 (8,200)	—	1,275 (2,810)²	—	1,084 (2,390)²	—	1,048 (2,310)²
3.7L V6 FFV	3,016 (6,650)	758 (1,670)	—	—	—	—	—
	3,130 (6,900)	—	—	685 (1,510)	—	—	—
	3,153 (6,950)	—	862 (1,900)	—	—	—	—
5.0L V8 FFV	3,084 (6,800)	776 (1,710)	—	—	—	—	—
	3,289 (7,250)	—	934 (2,060)	—	—	—	—
	3,334 (7,350)	—	—	830 (1,830)	—	771 (1,700)	712 (1,570)
	3,379 (7,450)	—	—	—	803 (1,770)	—	—
	3,720 (8,200)	—	1,275 (2,810)²	—	1,089 (2,400)²	—	1,057 (2,330)²
6.2L 2-Valve V8 Gas	3,334 (7,350)	—	—	—	—	590 (1,300)⁴	—
	3,493 (7,770)	—	—	—	—	812 (1,790)³	753 (1,660)³

MECHANICAL

<b>FRONT SUSPENSION</b>		<b>STEERING</b>	
Type	Coil-over-shock	Assist	Electric power-assisted steering (n/a with 6.2L V8 engine)
Axle (rating @ ground)	1,429 kg (3,150 lbs.) – 1,837 kg (4,050 lbs.)		Hydraulic power-assisted steering (6.2L V8 engine only)
<b>REAR SUSPENSION</b>		<b>BRAKES</b>	
Type	Solid axle	Type	4-wheel vented-disc ABS
Axle (rating @ ground)	1,588 kg (3,500 lbs.) – 2,177 kg (4,800 lbs.)	Front (rotor diameter)	351 mm (13.8")
		Rear (rotor diameter)	348 mm (13.7")

¹Fuel consumption ratings based on Transport Canada approved test methods. Actual fuel consumption may vary. ²Requires Heavy-Duty Payload Package.

³Requires Max. Trailer Tow Package. ⁴Ford Harley-Davidson™ F-150 only.



TECHNICAL SPECIFICATIONS

CONVENTIONAL TOWING – MAXIMUM LOADED TRAILER WEIGHT RATINGS kg (lbs.)¹

Engine	Axle Ratio	GCWR	REGULAR CAB				SUPERCAB				SUPERCREW			
			126" WB 4x2	126" WB 4x4	145" WB 4x2	145" WB 4x4	145" WB 4x2	145" WB 4x4	163" WB 4x2	163" WB 4x4	145" WB 4x2	145" WB 4x4	157" WB 4x2	157" WB 4x4
3.5L EcoBoost®	3.15	6,350 (14,000)	—	—	3,992 (8,800)	—	3,901 (8,600)	—	3,810 (8,400)	—	3,855 (8,500)	—	3,810 (8,400)	—
	3.31	6,350 (14,000)	—	—	—	3,855 (8,500)	—	3,765 (8,300)	—	3,720 (8,200)	—	3,674 (8,100)	—	3,629 (8,000)
	3.55	6,804 (15,000)	—	—	4,445 (9,800)	—	—	—	—	—	—	—	—	—
		6,895 (15,200)	—	—	—	4,400 (9,700)	4,445 (9,800)	—	4,355 (9,600)	—	—	—	—	—
		6,940 (15,300)	—	—	—	—	—	—	—	—	4,445 (9,800)	—	4,400 (9,700)	—
		6,985 (15,400)	—	—	—	—	—	4,400 (9,700)	—	4,355 (9,600)	—	—	—	—
		7,031 (15,500)	—	—	—	—	—	—	—	—	—	4,355 (9,600)	—	4,309 (9,500)
		6,895 (15,200)	—	—	—	4,400 (9,700)	—	—	—	—	—	—	—	—
		6,985 (15,400)	—	—	—	—	—	4,400 (9,700)	—	4,355 (9,600)	—	—	—	—
		7,031 (15,500)	—	—	—	—	—	—	—	—	—	4,355 (9,600)	—	4,309 (9,500)
	3.73	7,530 (16,600)	—	—	5,126 (11,300)²	—	—	—	—	—	—	—	—	—
		7,666 (16,900)	—	—	—	—	5,126 (11,300)³	—	—	—	5,126 (11,300)³	—	—	—
		7,711 (17,000)	—	—	—	—	—	—	—	—	—	—	5,126 (11,300)³	—
		7,757 (17,100)	—	—	—	5,126 (11,300)²	—	5,126 (11,300)³	5,126 (11,300)⁴	5,035 (11,100)⁴	—	5,080 (11,200)³	5,126 (11,300)²	5,035 (11,100)⁴
		—	—	—	—	—	—	—	—	—	—	—	—	—
		—	—	—	—	—	—	—	—	—	—	—	—	—
	4.10	7,757 (17,100)	—	—	—	—	—	5,126 (11,300)³	—	5,035 (11,100)³	—	—	5,080 (11,200)³	—
		—	—	—	—	—	—	—	—	—	—	—	—	—

CONVENTIONAL TOWING – MAXIMUM LOADED TRAILER WEIGHT RATINGS kg (lbs.)¹

Engine	Axle Ratio	GCWR	REGULAR CAB				SUPERCAB				SUPERCREW			
			126" WB 4x2	126" WB 4x4	145" WB 4x2	145" WB 4x4	145" WB 4x2	145" WB 4x4	163" WB 4x2	163" WB 4x4	145" WB 4x2	145" WB 4x4	157" WB 4x2	157" WB 4x4
3.7L Ti-VCT 4-Valve V6 FFV	3.55	4,717 (10,400)	2,495 (5,500)	—	—	—	—	—	—	—	—	—	—	—
	3.73	4,808 (10,600)	—	—	2,540 (5,600)	—	—	—	—	—	—	—	—	—
		4,944 (10,900)	2,722 (6,000)	2,586 (5,700)	—	—	—	—	—	—	—	—	—	—
5.0L Ti-VCT 4-Valve V8 FFV	3.31	5,035 (11,100)	—	—	2,767 (6,100)	2,676 (5,900)	2,631 (5,800)	2,495 (5,500)	—	—	2,586 (5,700)	—	—	—
		5,851 (12,900)	3,583 (7,900)	—	—	—	—	—	—	—	—	—	—	—
		6,124 (13,500)	—	—	3,810 (8,400)	—	3,674 (8,100)	—	3,583 (7,900)	—	3,629 (8,000)	—	3,583 (7,900)	—
		5,851 (12,900)	—	3,447 (7,600)	—	—	—	—	—	—	—	—	—	—
	3.55	6,033 (13,300)	3,765 (8,300)	—	—	—	—	—	—	—	—	—	—	—
		6,124 (13,500)	—	—	—	3,674 (8,100)	—	3,538 (7,800)	—	3,447 (7,600)	3,629 (8,000)	3,493 (7,700)	3,583 (7,900)	3,402 (7,500)
		6,759 (14,900)	—	—	4,445 (9,800)	—	4,309 (9,500)	—	4,218 (9,300)	—	—	—	—	—
		6,033 (13,300)	—	3,629 (8,000)	—	—	—	—	—	—	—	—	—	—
		6,759 (14,900)	—	—	—	—	—	—	—	—	4,264 (9,400)	—	4,218 (9,300)	—
		6,849 (15,100)	—	—	—	4,400 (9,700)	—	4,264 (9,400)	—	4,173 (9,200)	—	4,218 (9,300)	—	4,128 (9,100)
6.2L 2-Valve V8 Gas	3.73	6,940 (15,300)	—	—	4,536 (10,000)²	4,400 (9,700)²	—	—	4,355 (9,600)²	4,218 (9,300)²	—	—	4,309 (9,500)²	4,173 (9,200)²
		6,124 (13,500)	—	—	—	—	—	—	—	—	3,402 (7,500)⁵	3,311 (7,300)⁵	—	—
		7,757 (17,100)	—	—	—	—	—	—	—	—	5,126 (11,300)³	5,035 (11,100)³	5,080 (11,200)³	4,944 (10,900)³

¹Reduced by passenger and truck cargo weight. ²Requires Heavy-Duty Payload Package. ³Requires Max. Trailer Tow Package. ⁴Requires Heavy-Duty Payload Package or Max. Trailer Tow Package. ⁵Ford Harley-Davidson™ F-150 only.





# QUALITY, GREEN, SAFE AND SMART.



## Our commitment to you: Peace-of-Mind Protection

● Basic Coverage: 3 years/60,000 km ● Powertrain Limited Warranty: 5 years/100,000 km ● Corrosion Warranty: 5 years/unlimited distance ● Roadside Assistance: 5 years/100,000 km

Certain conditions apply. For more information on these warranties and coverages, ask your local Ford of Canada Dealer or visit [ford.ca](http://ford.ca).

**Ford Extended Service Plan.** Help protect your investment and add to your peace of mind by complementing your vehicle purchase or lease with a Ford Extended Service Plan (ESP). Ford ESP protects you against unexpected repair costs after your New Vehicle Basic Warranty expires by covering many vehicle components. Enjoy the drive even more by complementing your ESP with a prepaid maintenance plan, which covers all required scheduled maintenance for your vehicle, plus 8 wear items. See your Ford of Canada Dealer for details. □ **Ford Credit.** Get the ride you want. Whether you plan to lease or finance, you'll find the choices that are right for you at Ford Credit. Ask your local Ford of Canada Dealer for details or check us out at [fordcredit.ca](http://fordcredit.ca). □ **Genuine Ford Accessories.** Ford of Canada warrants that its authorized Dealers will repair or replace any Genuine Ford Accessory that is properly installed by the authorized Dealer that sold the accessory and found to be defective in factory-supplied materials or workmanship. The accessory will be warranted for whichever provides you the greatest benefit: 12 months/20,000 km (whichever occurs first), or the remainder of your 36-month/60,000-km (whichever occurs first) Basic Coverage in the New Vehicle Limited Warranty. Contact your local Ford of Canada Dealer for details. □ **Ford Licensed Accessories (FLA)** are warranted by the accessory manufacturer's limited warranty. The warranty coverage will vary by accessory manufacturer. Ford Licensed Accessories are fully designed and developed by the accessory manufacturer and have not been designed or tested to Ford Motor Company engineering requirements. Contact your local Ford of Canada Dealer for details regarding the accessory manufacturer's limited warranty and/or for a copy of the FLA product limited warranty offered by the accessory manufacturer. □ **For prompt, courteous answers to your questions: Ford Customer Relationship Centre 1-800-565-3673; Ford Credit Customer Service Centre: 1-877-636-7346.**

Competitive comparisons are based on 2012 competitive models, publicly available information and Ford data at the time of printing of the 2012 original printed version. Some features discussed may be optional. Vehicles shown may contain optional equipment. Features shown may be offered only in combination with other options or subject to additional ordering requirements or limitations. Dimensions shown may vary due to optional features and/or production variability. Following publication of the 2012 original printed brochure, certain changes in standard equipment, options and the like, or product delays may have occurred which would not be included in these pages. Your Ford of Canada Dealer is your best source for up-to-date information. Ford Motor Company of Canada, Limited, reserves the right to change product specifications at any time without incurring obligations. Colours may not be exactly as illustrated due to restrictions of the printing process. Please see your sales consultant for specific colour and model availability.

