

# 2011

F-150



[ford.com](http://ford.com)



# WAY SMARTER THAN ALL THE REST. THIS IS THE TRUCK OF THE FUTURE.



F-150 XLT SuperCrew 4x4 in Dark Blue Pearl with XLT Chrome Package and other available equipment

## INTRODUCING THE NEW 2011 F-150

With 4 high-tech new engines, including a revolutionary EcoBoost™ Ti-VCT, the toughest truck lineup in the class is now the most powerful and the most fuel-efficient too. It tows the most in the class – up to **11,300 LBS**.<sup>1</sup> It hauls the most – up to **3,060 LBS**.<sup>1</sup> It generates the most available power – up to **411 HP**. It gets you the most bang for your buck at the pump – up to **23 MPG HWY**.<sup>2</sup> 10 distinctive models. 3 cab configurations. 3 box lengths. Whatever you need a truck to do best, the F-150 lineup delivers. This is the future. This is the new 2011 F-150.

<sup>1</sup>Class is Full-Size Pickups under 8,500 lbs. GVWR non-hybrid. Best-in-class payload and towing when properly equipped. <sup>2</sup>EPA-estimated 17 city/23 hwy/19 combined mpg on 3.7L V6 4x2.

2011  
NEW F-150

[ford.com](http://ford.com)





# EVERY POWERTRAIN BEATS THE COMPETITION.

Horsepower. Torque. Or even mpg. The numbers speak for themselves. Get **BEST-IN-CLASS 23 MPG HWY<sup>1</sup>** with the standard 3.7L V6, **BEST-IN-CLASS 411 HP AND 434 LB.-FT. OF TORQUE** with the available 6.2L V8, or your pick of powerful combinations in between. Equipped with the **ONLY STANDARD 6-SPEED AUTOMATIC TRANSMISSION** in the class and the available new SelectShift Automatic,<sup>TM</sup> you can't go wrong. Twin-independent variable cam timing (Ti-VCT) enables precise control of the camshafts on 3 of these high-tech new engines to help deliver better fuel efficiency along with more power. And every one is engineered to meet Built Ford Tough<sup>®</sup> standards for **LONG-LASTING DURABILITY**. Proven over millions of miles of harsh real-world and laboratory testing, they've got what it takes to power the new F-150.

## NEW 3.7L Ti-VCT 4-VALVE V6 FFV

It's the most fuel-efficient engine in the class, and it delivers the most horsepower along with torque no other standard V6 can beat. Piston cooling jets inside this engine spray oil directly on the underside of the pistons to help keep them cool under extreme operating conditions. As a Flex Fuel Vehicle (FFV) engine, the 3.7L can run on E85, gasoline or any combination of the two.

**17 city/23 hwy/19 combined mpg<sup>2</sup>**

## NEW 5.0L Ti-VCT 4-VALVE V8 FFV

It's the most fuel-efficient of any comparable<sup>3</sup> V8 engine and it delivers the most horsepower, torque and capability. The intake camshaft on this engine is specifically designed to help achieve its low-end torque. It also features cast exhaust manifolds and a unique engine oil cooler for heavy-duty use and durability.

**15 city/21 hwy/17 combined mpg<sup>2</sup>**

## NEW 6.2L 2-VALVE V8

This free-breathing Ford-built beast delivers the most horsepower and torque available on any engine in the class. Baja-tested by the Ford Special Vehicle Team (SVT) and already proven in the 2011 Super Duty,<sup>®</sup> it boasts a cast-iron engine block with 4-bolt main bearing caps and 2 additional cross bolts for extreme durability. Using 2 spark plugs per cylinder helps improve efficiency and increase engine torque.

**13 city/18 hwy/14 combined mpg<sup>2</sup>**

## NEW 3.5L ECOBOOST Ti-VCT

This innovative new engine delivers the highest max. towing and payload capabilities in the class along with fuel efficiency no competitor can beat. Twin turbochargers combine with high-pressure direct injection for a remarkably balanced performance. Read on to see how EcoBoost is advancing the future of truck.

**16 city/22 hwy/18 combined mpg<sup>2</sup>**



POWERTRAIN	HP @ RPM	TORQUE LB.-FT. @ RPM
3.7L V6/6-Spd. Automatic	302 @ 6,500	278 @ 4,000
5.0L V8/6-Spd. Automatic	360 @ 5,500	380 @ 4,250
6.2L V8/6-Spd. Automatic	411 @ 5,500	434 @ 4,500
3.5L EcoBoost <sup>TM</sup> /6-Spd. Automatic	365 @ 5,000	420 @ 2,500

<sup>1</sup>EPA-estimated 17 city/23 hwy/19 combined mpg on 3.7L V6 4x2. <sup>2</sup>EPA-estimated non-hybrid 4x2 engine fuel economy. <sup>3</sup>Small V8 engines of 5.0L or less displacement.

2011  
NEW F-150

[ford.com](http://ford.com)



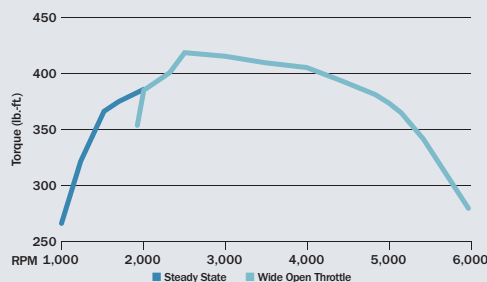


# PROVEN TRUCK TECHNOLOGY. UNPRECEDENTED RESULTS.

The future is now. Introducing the innovative new 3.5L EcoBoost™ Ti-VCT direct-injection twin-turbo engine. The first engine of its kind available in any full-size pickup, EcoBoost is the ideal choice for towing and hauling. It utilizes advanced technology and engineering similar to that found in heavy-duty turbo-diesel truck engines to help F-150 deliver a **BEST-IN-CLASS MIX OF TORQUE, CAPABILITY AND EFFICIENCY**. It can tow more than any competitor (up to 11,300 lbs.);<sup>‡</sup> haul more (up to 3,060 lbs.), give you more torque (420 lb.-ft.) and do it all efficiently. Extensive durability testing pushed EcoBoost to extremes, ensuring that it is **BUILT FORD TOUGH®**. Lab tests ran it at full-boost for over 1,900 hours straight. And deep thermal shock cycles repeatedly tortured it with abrupt 250° temperature swings, replicating 10 years of use in the harshest environments. This is the most productive truck engine in the class.

- **BEST-IN-CLASS TORQUE**
- **BEST-IN-CLASS TOWING**
- **BEST-IN-CLASS PAYLOAD**
- **UNBEATEN FUEL EFFICIENCY**

<sup>‡</sup>When properly equipped.



**TORQUE BEATS ALL COMPETITORS** with the new 3.5L EcoBoost Ti-VCT. It reaches over 90% of peak torque way down at 1,700 rpm and holds strong all the way up through 5,000 rpm.



**TWIN TURBOCHARGERS** create exceptional power by recycling exhaust gas through turbines – spinning up to 205,000 rpm – to pressurize or “boost” the air that mixes with atomized fuel in the combustion chamber. The turbo’s convection cooling system works even after the engine is turned off, to help eliminate the extreme-heat issue of coking. And performance is unaffected in high-altitude environments.



**HIGH-PRESSURE DIRECT INJECTION** employs a precise spray pattern to disperse fuel directly into the chamber during intake, contributing to clean, fuel-efficient operation. Fuel literally atomizes with pressurized air before the spark ignites the mixture during the compression stroke. Combining the proven diesel truck engine technologies of direct injection and turbocharging in this new gasoline engine results in smooth, immediate acceleration. In any gear. At any speed.

2011  
NEW F-150

[ford.com](http://ford.com)





**THE BEST.  
WHATEVER  
THE MEASURE:  
HP. LB.-FT. MPG. LBS.**

## **THE NEW F-150**

F-150 SVT RAPTOR SuperCrew in Ingot Silver with Exterior Graphics and Hood Graphics Packages and other available equipment

### **BEST PERFORMANCE**

- Best-in-class 411 hp with available 6.2L 2-Valve V8
- Best-in-class torque: 434 lb.-ft. with available 6.2L 2-Valve V8 or 420 lb.-ft. with available 3.5L EcoBoost™ Ti-VCT

### **BEST MPG**

- Best-in-class standard 17 city/23 hwy/19 combined mpg<sup>1</sup> on 3.7L V6
- Best of any comparable<sup>2</sup> V8: 21 mpg<sup>1</sup> hwy on 5.0L V8

### **BEST TOWING**

- Best-in-class max. towing capability: 11,300 lbs.<sup>3</sup>
- Standard trailer sway control
- Available trailer brake controller, rear view camera and telescoping trailer tow mirrors

### **BEST PAYLOAD**

- Best-in-class max. payload capability: 3,060 lbs.<sup>3</sup>
- Best-in-class cargo box volume: 81.3 cu. ft.
- Class-exclusive available box side steps
- Class-exclusive available tailgate step

### **BEST OVERALL – ECOBOOST**

- No competitor can beat 16 city/22 hwy/18 combined mpg<sup>1</sup>
- 420 lb.-ft. of torque
- 11,300-lb. max. towing capability
- 3,060-lb. max. payload capability

<sup>1</sup>EPA-estimated non-hybrid 4x2 engine fuel economy. <sup>2</sup>Small V8 engines of 5.0L or less displacement. <sup>3</sup>Maximum capability when properly equipped. See your Ford Dealer for specific equipment and other limitations.

2011  
NEW F-150

[ford.com](http://ford.com)



# TOWS THE MOST WITH UNMATCHED CONFIDENCE.

F-150 is the first and only truck to combine best-in-class max. towing<sup>1</sup> capability of up to 11,300 lbs. in every cab type, the stabilization technology of standard trailer sway control, and an optional integrated trailer brake controller, offering you a level of **TOWING CONFIDENCE NO OTHER TRUCK CAN TOUCH**. New for 2011, the standard 6-speed transmission with available SelectShift Automatic™ (included in all Trailer Tow Packages) features a progressive Range Select mode you can use to **LOCK OUT UPPER GEARS FOR BETTER PERFORMANCE** when the truck is heavily loaded or when towing on grades. Rest assured, your trailer's reign of terror is over.



**BEST-IN-CLASS TOWING<sup>1</sup>**  
**11,300 LBS.**  
**ACROSS ALL 3 CABS**

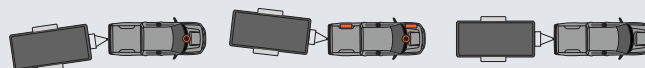
F-150 LARIAT SuperCrew 4x4 in Golden Bronze/Pale Adobe Two-Tone with LARIAT Chrome Package and other available equipment



**TRAILER BRAKE CONTROLLER<sup>2</sup>** is a factory-integrated option that uses braking input, vehicle speed and information from the vehicle's Anti-Lock Brake System (ABS) to balance the performance of the truck brakes and electric trailer brakes.



**REAR VIEW CAMERA** option displays a full-color image in your auto-dimming rearview mirror or on the available Navigation System's 8-in. screen (shown). Just shift into Reverse for a wide-angle view behind the truck, complete with a distance guide. The rearview mirror display is 37.5% larger this year.



**TRAILER SWAY CONTROL** uses a yaw motion sensor in the **ADVANCETRAC® WITH RSC® (ROLL STABILITY CONTROL™)** system to detect trailer sway through the motions of the truck. AdvanceTrac can then automatically take countermeasures, such as selective wheel braking and reducing engine torque, to help you maintain control of both the truck and the trailer.<sup>3</sup>

<sup>1</sup>Maximum capability when properly equipped. See your Ford Dealer for specific equipment and other limitations. <sup>2</sup>Trailer brake controller verified to be compatible with electrically actuated drum brakes and certain electric-over-hydraulic brake systems. See your Ford Dealer for details. <sup>3</sup>Remember that even advanced technology cannot overcome the laws of physics. It's always possible to lose control of a vehicle due to inappropriate driver input for the conditions.

2011  
NEW F-150

[ford.com](http://ford.com)





# HAULS THE MOST AND MAKES IT EASIER TO ACCESS.

This truck knows how to **HANDLE ANY SITUATION**. From lumber to pavers to your latest challenge, transporting even the heaviest cargo is fast and easy with F-150. You get:

- **BEST-IN-CLASS MAX. PAYLOAD<sup>1</sup> CAPABILITY** (3,060 lbs.)
- **BEST-IN-CLASS CARGO BOX VOLUME** (up to 81.3 cu. ft.)
- **BEST AVAILABLE PICKUP BOX ACCESS** (optional steps on all 3 sides)

Year after year, Ford puts practical new features on the road before anybody else to help you **GET THE MOST OUT OF EVERY DAY**. Features like the available class-exclusive tailgate step and box side steps, and the **STOWABLE BED EXTENDER** option. All ready whenever you need them. F-150 is the hardest working, most productive truck out there.



F-150 XLT SuperCab 4x4 in Red Candy with XLT Chrome Package and other available equipment

**BEST-IN-CLASS PAYLOAD<sup>1</sup>**  
**3,060 LBS.**

\*Maximum capability when properly equipped. See your Ford Dealer for specific equipment and other limitations.



**TAILGATE STEP** is a class-exclusive option that makes accessing the cargo box easy. Just raise the grab bar and flip down the skid-resistant step. Stows in the tailgate.



**BOX SIDE STEPS** are another class-exclusive F-150 option. There's one on each side of the box and each can handle up to 500 lbs. No hands required – you can deploy or stow them with your foot.

2011  
**NEW F-150**

[ford.com](http://ford.com)



# CUTTING-EDGE TECHNOLOGY EASES YOUR DRIVE.

In so many ways. Take the standard electric power-assisted rack-and-pinion steering that makes **PARKING AND OTHER LOW-SPEED MANEUVERS MUCH EASIER** on you while helping F-150 achieve better fuel efficiency compared to hydraulic systems. This new steering system even counteracts the pull of a crowned road or steady crosswind and damps out steering wheel vibration from small road irregularities. Smart, voice-activated options like the ultra-capable Navigation System and our exclusive Ford SYNC® help **KEEP YOU CONNECTED, ENTERTAINED AND MORE** with your hands on the wheel and your eyes on the road.



F-150 LARIAT SuperCrew 4x4 in Adobe with available Navigation System and other available equipment



**NEW 4.2-IN. LCD PRODUCTIVITY SCREEN** displays engaging, easy-to-use menus that can help you track fuel usage, explore unique truck applications and even properly connect your trailer. Steering wheel-mounted 5-way controls enable you to keep both hands on the wheel while utilizing this available technology.



**NAVIGATION SYSTEM** features a vibrant 8-in. LCD touch screen with colorful maps that you can zoom and scroll, paired with a premium **AUDIO SYSTEM FROM SONY** including in-dash single-CD player. New for 2011, **HD RADIO™** technology helps it deliver your favorite AM and FM channels, plus new local FM channels, in crystal-clear digital sound. This available system plays DVDs when in Park and provides nearly 10 gigs of storage space for your music and photos. It also includes an introductory 6-month subscription to **SIRIUS TRAFFIC** and **SIRIUS TRAVEL LINK**<sup>1</sup>, which provides continuously updated traffic information, plus fuel prices, weather reports, movie listings, sports scores and more.



**VOICE-ACTIVATED FORD SYNC** is an award-winning, available system that works with your paired Bluetooth®-enabled mobile phone and your digital media player. It provides hands-free calling, plays music, and delivers Vehicle Health Reports and **911 ASSIST™**. All with the touch of a button and voice commands. SYNC with **TRAFFIC, DIRECTIONS AND INFORMATION** services provides turn-by-turn directions, personalized traffic alerts and more.<sup>2</sup> **SYNCMYRIDE.COM** has the latest details. SYNC. Say the word.

**SIRIUS® SATELLITE RADIO**, available on many models, features an introductory 6-month subscription to over 130 channels including 100% commercial-free music, plus the best in sports, news, talk and entertainment, 24/7, coast-to-coast. New for 2011, you can add The Best of XM at no charge.<sup>1</sup>

<sup>1</sup>Service available in the 48 contiguous states and DC. Some Sirius Traffic and Sirius Travel Link features are unavailable while driving. Traffic updates available in select markets. Sirius, XM and all related marks and logos are trademarks of Sirius XM Radio, Inc. Subscriptions governed by Sirius Terms and Conditions available at [sirius.com](http://sirius.com), and sold separately after complimentary trial period. <sup>2</sup>Driving while distracted can result in loss of vehicle control. Only use mobile phones and other devices, even with voice commands, when it is safe to do so. Traffic alerts and turn-by-turn directions available in select markets. Standard text messaging and data rates apply.

2011  
NEW F-150

[ford.com](http://ford.com)





# MOST USABLE CAB SPACE IN THE CLASS.

It's true. **F-150 SUPERCREW** delivers an interior experience like no other. We're talking room to spare, lots of creature comforts, superb cargo space and utmost flexibility – this truck has it all. The **ACTIVE COMFORT** seat-contour design provides just the right amount of support in all the right places, while angled rear seat backs create a more relaxed, natural seating position. The ultra-convenient **ONE-TOUCH 60/40 SPLIT REAR SEAT** folds up to reveal a fully flat load floor. And **IT'S SO QUIET** in here you might forget you're in a truck.

F-150 PLATINUM SuperCrew 4x4 in Black with Sienna Brown leather trim and other available equipment



**COMPLETELY FLAT LOAD FLOOR** on SuperCrew models – the only one available in the class. With the rear seat folded up, you've got 59.9 cu. ft. of cargo space to fill.



**NEW 110-VOLT POWER INVERTER** is conveniently located on the back of the available flow-through center console.



**NEW POWER-TILT/TELESCOPING STEERING COLUMN** includes a memory feature that allows 2 different drivers to store their unique settings and recall them in an instant. Standard on KING RANCH®, PLATINUM, the new LARIAT LIMITED, and Ford Harley-Davidson™ F-150.



**DUAL-ZONE ELECTRONIC AUTOMATIC TEMPERATURE CONTROL**, standard on LARIAT, KING RANCH, PLATINUM, LARIAT LIMITED and Ford Harley-Davidson F-150, combines with the available **HEATED AND COOLED FRONT SEATS** to help increase your comfort in all climates.

2011  
NEW F-150

[ford.com](http://ford.com)



# OFF-ROAD WARRIOR, BUILT FOR ACTION.

When it's time to cut loose, you want the truck that's built to take whatever you dish out: F-150.

**BUILT FORD TOUGH®** with proven underpinnings. It sits on a double-wishbone, coil-over-shock, independent front suspension with gas shock absorbers and two-stage, variable rate rear leaf springs. FX4 is off-road ready with standard **ELECTRONIC SHIFT-ON-THE-FLY 4x4**, an electronic-locking rear differential, 3 underbody **SKID PLATES** and 2 front tow hooks. A new **OFF-ROAD PACKAGE** including many of these same features is optional on XLT, LARIAT and KING RANCH® 4x4s.



F-150 FX4 SuperCab 4x4 in Tuxedo Black with available equipment



**CLASS-EXCLUSIVE OFF-ROAD DISPLAY** in the available new LCD Productivity Screen gives you instant feedback on pitch angle, wheel direction and bank angle for more precise maneuvering over treacherous terrain.



**ELECTRONIC-LOCKING REAR DIFFERENTIAL** uses a true mechanical dog-clutch mechanism to lock both rear axle shafts together so they turn at the same speed for maximum traction. Standard on FX4 and SVT RAPTOR; included in the available new Off-Road Package.

2011  
NEW F-150

[ford.com](http://ford.com)





# STRONGEST BACKBONE IN THE CLASS.

**TWIN-TUBE SHOCKS** at all 4 corners help refine the ride and improve control in various road conditions. Rear shocks are mounted outside of the frame rails to reduce body lean and enhance rear axle control.

**THROUGHWELDED, FULLY BOXED CROSSMEMBERS** are optimized for strength and precisely positioned to create a flat load floor. Throughwelding helps create a highly rigid structure, which mitigates frame flex and contributes to stable towing.

**HYDROFORMED FRAME RAIL DESIGN** allows extremely tight tolerances for manufacturing consistency and excellent structural performance.

**WIDE REAR LEAF SPRINGS** provide outstanding axle control, while balancing ride smoothness with best-in-class load capability.

**TUNED SHEAR-STYLE BODY MOUNTS** help keep road vibration away from the vehicle body so you can enjoy a quiet, comfortable ride.

**4-WHEEL DISC BRAKES WITH ANTI-LOCK BRAKE SYSTEM** provide the confidence of a firm pedal feel backed by substantial stopping power. Non-Asbestos Organic (NAO) type linings generate less dust for cleaner wheels.

**COIL-OVER-SHOCK FRONT SUSPENSION** includes control arm bushings for lateral stiffness, while the overall system delivers a smooth ride, crisp steering and excellent control.

Strategic use of **HIGH-STRENGTH STEEL** in key structural elements including the fully boxed, ladder-style frame (shown above) and **ULTRA-HIGH-STRENGTH STEEL** in the passenger safety cage (shown in red at right) helps F-150 deliver its **CLASS-LEADING CAPABILITIES** while maintaining a lighter weight than it could using plain steels. Every truck gets 6 standard airbags including front-seat side "K" bags and the side-curtain airbags in our Safety Canopy® System. The available MyKey® owner controls feature lets you program an ignition key with specific parameters to help **ENCOURAGE SMART DRIVING HABITS**. Perfect for work crews, it's one more way F-150 offers you peace of mind.



2011  
NEW F-150

[ford.com](http://ford.com)



STANDARD FEATURES

MECHANICAL

90,000-mile tune-up interval <sup>1</sup>
Easy Fuel <sup>®</sup> capless fuel filler
Electronic brakeforce distribution (EBD)
Fail-Safe Engine Cooling System
Front stabilizer bar
Gas-pressurized twin-tube shock absorbers
Hood-open assist mechanisms
Jack (2-ton)
Lightweight aluminum hood
Maintenance-free 78-amp-hr, 750-CCA battery with battery saver
Parking brake, foot-operated with hand-release
Power 4-wheel vented-disc brakes with ABS
Power rack-and-pinion steering
Spare tire with underframe winch with safety catch
Stainless steel exhaust system (major components)
Suspension — Front: long-spindle, double-wishbone coil-over-shock; rear: leaf springs
Trailer tow with 4-pin connector

INTERIOR

Assist/grab handle for right-front passenger
Assist/grab handles at rear outboard positions (SuperCrew)
Coat hooks (2)
Display center
Dual-note horn
Front cupholders (2 deployable under center seat or in floor console, and 1 in each front-door map pocket)
Front dome or map lights
Front-door map pockets
Gauges for fuel, oil pressure and engine coolant temperature; tachometer; voltmeter; speedometer; and odometer
Glove compartment
Powerpoints in front (all models) and rear (in SuperCab and SuperCrew models)
Tilt steering column

EXTERIOR

Aerodynamic clear-lens dual-beam halogen headlamps
Cargo box lamp integrated into center high-mounted stop lamp
Cargo box tie-downs (4)
Outer door-sill scuff pads
Removable tailgate with key lock and tailgate assist
Stake-bed pockets
Stone guards, front and rear
Tow hooks (2 in front; 4x4 only)
Windshield wipers — Intermittent

SAFETY & SECURITY

3-point safety belts for all front and all rear seat positions
AdvanceTrac <sup>®</sup> with RSC <sup>®</sup> (Roll Stability Control <sup>™</sup> )
Alert chimes for headlamps-on, key-in-ignition and safety belt
Belt-Minder <sup>®</sup> front safety belt reminder
Brake/shift interlock
Front-seat side airbags <sup>2</sup>
Fuel pump inertia shutoff switch
LATCH — Lower Anchors and Tether Anchors for Children
Personal Safety System <sup>™</sup> for driver and right-front passenger includes dual-stage front airbags <sup>2</sup> safety belt pretensioners, safety belt energy-management retractors, safety belt usage sensors, driver's seat position sensor, crash severity sensor, restraint control module and Front-Passenger Sensing System <sup>3</sup>
Safety Canopy <sup>®</sup> System with side-curtain airbags <sup>2</sup> for all rows and rollover sensor
SecuriLock <sup>®</sup> Passive Anti-Theft System
Side-intrusion door beams
SOS Post-Crash Alert System <sup>™</sup>
Spare tire/wheel lock
Tire Pressure Monitoring System (excludes spare)
Trailer sway control



XL

Includes all standard features, plus:

MECHANICAL

3.7L Ti-VCT 4-valve V6 FFV engine (Regular Cab, SuperCab, and 4x2 SuperCrew 145-in. WB)
5.0L Ti-VCT 4-valve V8 FFV engine (4x4 SuperCrew and 4x2 SuperCrew 157-in. WB)
Electric power-assisted steering
Electronic 6-speed automatic transmission with tow/haul mode
Electronic shift-on-the-fly (ESOF) (4x4 with 5.0L engine)
Mechanical shift-on-the-fly (MSOF) (4x4 with 3.7L engine)
17-in. Gray styled-steel wheels
P235/75R17 BSW all-terrain tires (Regular Cab and SuperCab)
P255/65R17 OWL all-season tires (SuperCrew 4x2)
P265/70R17 OWL all-terrain tires (SuperCrew 4x4)

SEATING

40/20/40 split vinyl front seat
60/40 split flip-up rear seat (SuperCab and SuperCrew; one-touch flip-up on SuperCrew)
Manual front seats

INTERIOR

2nd-row fixed windows (SuperCab)
AM/FM stereo with clock
Black urethane steering wheel
Black vinyl floor covering
Day/night rearview mirror
Fixed rear window with solar tint
Manual air conditioning
Manual door locks (Regular Cab and SuperCab)
Manual windows (Regular Cab and SuperCab)
Overhead console with storage bins and map lights (SuperCrew)
Passenger-side visor vanity mirror
Power door locks (SuperCrew)
Power windows with front one-touch-up/-down feature (SuperCrew)

EXTERIOR

Argent-painted front bumper with black molded upper fascia
Argent-painted rear step bumper
Black door and tailgate handles
Black grille with black bar-style insert
Black stone guards
Manual sideview mirrors (Regular Cab and SuperCab)
Perimeter alarm (SuperCrew)
Power sideview mirrors (SuperCrew)
Remote Keyless Entry System with 2 integrated keyhead transmitter remotes with panic button, and Illuminated Entry System (SuperCrew only)

HD Radio is a proprietary trademark of iBiquity Digital Corp.  
Microsoft and Windows are registered trademarks of Microsoft Corporation.  
The Bluetooth word mark is a trademark of the Bluetooth SIG, Inc.  
King Ranch is a registered trademark of King Ranch, Inc.  
Harley-Davidson, Harley, and the Bar & Shield logo are among the trademarks of H-D Michigan LLC.  
Manufactured by Ford Motor Company under license from Harley-Davidson Motor Co.  
FOX Racing Shox is a trademark of Fox Factory, Inc.  
Microlise is a registered trademark of Microlise Limited.  
DeWALT is a registered trademark of The Black & Decker Corporation.  
Master Lock is a registered trademark of Master Lock Company LLC.

<sup>1</sup>Under normal driving conditions with routine fluid and filter changes. <sup>2</sup>Always wear your safety belt and follow airbag warning label instructions.  
<sup>3</sup>Right-front-passenger seat only.

**New Vehicle Limited Warranty.** We want your Ford F-150 ownership experience to be the best it can be. So under this warranty, your new vehicle comes with 3-year/36,000-mile bumper-to-bumper coverage, 5-year/60,000-mile Powertrain Warranty coverage, 5-year/50,000-mile safety restraint coverage, and 5-year/unlimited-mile corrosion (perforation) coverage – all with no deductible. Please ask your Ford Dealer for a copy of this limited warranty.

**Roadside Assistance.** Covers your vehicle for 5 years or 60,000 miles, so you have the security of knowing that help may be only a phone call away should you run out of fuel, lock yourself out of the vehicle or need towing. Your Ford Dealer can provide complete details on all of these advantages.  
**Ford Credit.** Get the ride you want. Whether you plan to lease or finance, you'll find the choices that are right for you at Ford Credit. Ask your Ford Dealer for details or check us out at [fordcredit.com](http://fordcredit.com).

**Ford Extended Service Plan.** For a purchase or lease, the Ford Extended Service Plan (ESP) gives you “Peace-of-Mind” protection designed to cover key vehicle components and protect you from the cost of unexpected repairs. Ask your dealer for a Ford ESP, the only service contract backed exclusively by Ford and honored at all Ford dealerships.





## STX

Includes select XL features, plus:

### MECHANICAL

3.7L Ti-VCT 4-valve V6 FFV engine

17-in. machined aluminum wheels

P255/65R17 OWL all-season tires (4x2)

P265/70R17 OWL all-terrain tires (4x4)

### SEATING

40/20/40 split cloth front seat

Manual driver lumbar

### INTERIOR

AM/FM stereo/single-CD player with clock

Accessory delay for power features

Auxiliary audio input jack

Cruise control

Customer information display with external temperature

MyKey® owner controls feature

Power door locks

Power windows with front one-touch-up/-down feature

### EXTERIOR

Body-color front bumper with body-color upper fascia

Body-color grille surround with black bar-style insert

Body-color rear step bumper

Perimeter alarm

Power sideview mirrors

Remote Keyless Entry System with 2 integrated keyhead transmitter remotes with panic button, and Illuminated Entry System



## XLT

Includes select STX features, plus:

### MECHANICAL

3.7L Ti-VCT 4-valve V6 FFV engine (Regular Cab, 4x2 SuperCab and 4x2 SuperCrew 145-in. WB)

5.0L Ti-VCT 4-valve V8 FFV engine (4x4 SuperCab, 4x4 SuperCrew and 4x2 SuperCrew 157-in. WB)

17-in. machined aluminum wheels with painted accents

P235/75R17 BSW all-terrain tires (Regular Cab and SuperCab)

P255/65R17 OWL all-season tires (SuperCrew 4x2)

P265/70R17 OWL all-terrain tires (SuperCrew 4x4)

### INTERIOR

Autolamp

Color-coordinated carpeted floor mats

Color-coordinated carpeted flooring

Color-coordinated urethane steering wheel

Compass

Driver and passenger-side visors with covered vanity mirrors

Fade-to-off interior lighting

Fixed rear window with privacy tint

Overhead console with storage bins and map lights (SuperCab and SuperCrew)

### EXTERIOR

Chrome front bumper with body-color upper fascia

Chrome grille surround with chrome bar-style insert

Chrome rear step bumper

Fog lamps



## FX2/FX4

Includes select XLT features, plus:

### MECHANICAL

5.0L Ti-VCT 4-valve V8 FFV engine

SelectShift Automatic™ transmission

4x2 (FX2)

4x4 (FX4)

Electronic-locking differential rear axle (FX4)

Skid plates (FX4; front differential, transfer case and fuel tank)

Trailer Tow Package

18-in. machined aluminum wheels

P265/60R18 OWL all-season tires (FX2)

P275/65R18 OWL all-terrain tires (FX4)

### SEATING

6-way power driver's seat

Manual driver and passenger lumbar

Sport cloth front bucket seats with flow-through console and floor shifter

### INTERIOR

110-volt power inverter

Auto-dimming rearview mirror

Black leather-wrapped steering wheel

Black rubber off-road floor mats (FX4)

Color-coordinated carpeted floor mats (FX2)

Ford SYNC® voice-activated, in-vehicle connectivity system

Manually telescoping steering column

Message center with 4.2-in. LCD screen and trip computer

Rear-window defroster

Sirius Satellite Radio with introductory 6-month subscription

Steering wheel-mounted SYNC and audio controls

### EXTERIOR

6-in. gray angular running boards (FX2)

Black headlamp and taillamp surrounds

Body-color door and tailgate handles

Body-color front bumper with body-color upper fascia

Body-color grille surround with gray billet-style insert

Body-color rear step bumper

Body-color sideview mirror caps

Body-color wheel-lip moldings (FX2)

SecuriCode™ keyless entry keypad

Sterling Gray wheel-lip moldings (FX4)

**Insurance Services.** Get Ford Motor Company quality in your auto insurance. Our program offers industry-leading benefits and competitive rates. Call 1-877-367-3847, or visit us at [fordvip.com](http://fordvip.com) for a no-obligation quote. Insurance offered by American Road Services Company (in CA, American Road Insurance Agency), a licensed agency and subsidiary of Ford Motor Company.

Comparisons based on 2011 competitive models (class is Full-Size Pickups under 8,500 lbs. GVWR, non-hybrid), publicly available information and Ford certification data at time of release. Some features discussed may be optional. Vehicles throughout this PDF are shown with optional and aftermarket equipment. Features shown may be offered only in combination with other options or subject to additional ordering requirements or limitations. Dimensions and

capacity ratings shown may vary due to optional features and/or production variability. Following publication of the catalog, certain changes in standard equipment, options and the like, or product delays may have occurred which would not be included in these pages. Your Ford Dealer is the best source for up-to-date information. Ford Division reserves the right to change product specifications at any time without incurring obligations.

2011  
**NEW F-150**

**ford.com**





## LARIAT

Includes select XLT features, plus:

### MECHANICAL

5.0L Ti-VCT V8 FFV engine

SelectShift Automatic™ transmission

Trailer Tow Package

18-in. bright aluminum wheels

P265/60R18 OWL all-season tires (4x2)

P275/65R18 OWL all-terrain tires (4x4)

### SEATING

10-way power driver and front-passenger seats

60/40 split flip-up rear seat with folding armrest (SuperCrew)

Heated driver and front-passenger seats

Leather-trimmed 40/20/40 split front seat

Memory driver's seat

### INTERIOR

Auto-dimming rearview mirror

Color-coordinated carpeted floor mats

Color-coordinated leather-wrapped steering wheel

Driver and passenger-side visors with covered, illuminated vanity mirrors

Dual-zone electronic automatic temperature control

Ford SYNC® voice-activated, in-vehicle connectivity system

Memory power-adjustable pedals

Message center with 4.2-in. LCD screen and trip computer

Power-sliding rear window with privacy tint and defrost

Sirius Satellite Radio with introductory 6-month subscription

Steering wheel-mounted SYNC and audio controls

Woodgrain interior trim accents

### EXTERIOR

Body-color door and tailgate handles

Body-color sideview mirror caps

Body-color wheel-lip moldings

Chrome 2-bar grille surround with silver mesh insert

Power, heated sideview mirrors with memory, turn signal indicators, and driver's side auto-dimming feature

SecuriCode™ keyless entry keypad



## KING RANCH®

Includes select LARIAT features, plus:

### MECHANICAL

Trailer brake controller

18-in. 7-spoke aluminum wheels with painted accents and KING RANCH® logo center caps

### SEATING

Chaparral perforated leather-trimmed front bucket seats

Flow-through center console with Chaparral leather-trimmed lid and floor shifter with Chaparral leather-wrapped knob

Heated and cooled driver and front-passenger seats

Heated rear outboard seats

### INTERIOR

110-volt power inverter

Audio System from Sony 6-disc in-dash CD changer

Carpeted floor mats with KING RANCH® logo

Chaparral leather-wrapped steering wheel with memory and power-tilt/telescoping column

Rear view camera

Remote Start System

Reverse Sensing System

Unique woodgrain interior trim accents

Universal garage door opener

### EXTERIOR

Chrome 2-bar grille surround with Pale Adobe mesh insert

Chrome sideview mirror caps

KING RANCH® tailgate and fender badges

Pale Adobe box top and tailgate moldings

Pale Adobe front bumper with body-color upper fascia

Pale Adobe platform running boards

Pale Adobe rear bumper

Pale Adobe stone guards

Pale Adobe wheel-lip moldings

Power-folding heated sideview mirrors with memory, turn signal indicators, security approach lamps, and driver's side auto-dimming feature

Two-tone paint with Pale Adobe lower accent color



## PLATINUM

Includes select LARIAT features, plus:

### MECHANICAL

Trailer brake controller

20-in. polished aluminum wheels

P275/55R20 OWL all-season tires (4x2)

P275/55R20 OWL all-terrain tires (4x4)

### SEATING

Flow-through center console with leather-trimmed lid and floor shifter with leather-wrapped knob

Heated and cooled driver and front-passenger seats

Heated rear outboard seats

Perforated leather-trimmed front bucket seats

### INTERIOR

110-volt power inverter

Aluminum appliqué on center panel and console

Ambient lighting

Audio System from Sony 6-disc in-dash CD changer

Bright inserts on door-sill scuff plates

Leather-wrapped steering wheel with real wood insert, memory and power-tilt/telescoping column

Rear view camera

Remote Start System

Reverse Sensing System

Unique instrument cluster

Unique woodgrain interior trim accents

Universal garage door opener

### EXTERIOR

Body-color door handles with chrome strap

Body-color front bumper with body-color upper fascia

Body-color rear bumper

Bright bodyside accent moldings

Chrome exhaust tip

Chrome front tow hooks (4x4 only)

Chrome sideview mirror caps

High-gloss black B-pillar appliqué

PLATINUM fender badge

Power-deployable running boards

Power-folding heated sideview mirrors with memory, turn signal indicators, security approach lamps, and driver's side auto-dimming feature

Rain-sensing windshield wipers

Satin-finish grille surround with chrome mesh insert

Satin-finish tailgate appliqué





## LARIAT LIMITED

Includes select LARIAT features, plus:

### MECHANICAL

6.2L 2-valve V8 gas engine
Electronic shift-on-the-fly AWD (4x4 only)
Hydraulic power-assisted steering
Sport-tuned front and rear shock absorbers
Trailer brake controller
22-in. polished forged-aluminum wheels with painted accents and unique center caps
P275/45R22 BSW all-season tires

### SEATING

Two-tone perforated leather-trimmed front bucket seats
Flow-through center console with leather-trimmed lid and laser-engraved serialization plate, and floor shifter with leather-wrapped knob
Heated and cooled driver and front-passenger seats
Heated rear outboard seats

### INTERIOR

110-volt power inverter
Ambient lighting
Bright inserts on scuff plates
Navigation System with Audio System from Sony single-CD/DVD player
Rear view camera
Remote Start System
Reverse Sensing System
Two-tone leather-wrapped steering wheel with memory and power-tilt/telescoping column
Unique front and rear carpeted floor mats
Unique instrument cluster
Unique instrument panel and door trim inserts
Universal garage door opener

### EXTERIOR

Blacked-out headlamps and taillamps
Body-color door handles with chrome strap
Body-color front bumper with body-color upper fascia
Body-color rear bumper
Chrome grille surround with body-color billet-style insert
Chrome single-tip tuned exhaust
Chrome steel cargo box tie-down hooks
"LIMITED" dimensional bodyside lettering
Power-deployable running boards
Power-folding heated sideview mirrors with memory, turn signal indicators, security approach lamps, and driver's side auto-dimming feature
Power moonroof
Unique body-color front bumper lower valance

Limited production vehicle. See dealer for availability and options.



## FORD HARLEY-DAVIDSON™ F-150

Includes select LARIAT features, plus:

### MECHANICAL

6.2L 2-valve V8 gas engine
Electronic shift-on-the-fly AWD (4x4 only)
Hydraulic power-assisted steering
Sport-tuned front and rear shock absorbers
Trailer brake controller
22-in. polished forged-aluminum wheels with Harley's blank Bar & Shield logo on center caps
P275/45R22 BSW all-season tires

### SEATING

Black and Silver Smoke two-tone perforated leather-trimmed front bucket seats; cloisonné seat back badges with Harley's blank Bar & Shield logo
Flow-through center console with Black and Silver Smoke two-tone leather-trimmed lid; cloisonné badge with HARLEY-DAVIDSON Bar & Shield logo; engine-turned insert; serialization plate; and floor shifter with leather-wrapped knob
Heated and cooled driver and front-passenger seats
Heated rear outboard seats

### INTERIOR

110-volt power inverter
Ambient lighting
Black leather-wrapped steering wheel with memory and power-tilt/telescoping column
Bright engine-turned inserts on door-sill scuff plates
Memory power-adjustable performance pedals
Navigation System with Audio System from Sony single-CD/DVD player
Rear view camera
Remote Start System
Reverse Sensing System
Satin-chrome finish on interior ornamentation
Unique instrument cluster
Universal garage door opener

### EXTERIOR

Blacked-out headlamps and taillamps
Body-color front bumper, upper fascia and rear bumper
Chrome steel cargo box tie-down hooks
Chrome twin-tip tuned exhaust
Dynamic engine-turned bodyside and hood graphics, and "Harley-Davidson" dimensional box-side lettering
"Harley-Davidson F-150" fender and tailgate badges
Power-deployable running boards
Power-folding heated sideview mirrors with memory, turn signal indicators, security approach lamps, and driver's side auto-dimming feature
Power moonroof
Rubber bed mat with HARLEY-DAVIDSON Bar & Shield logo
Satin-chrome billet-style grille insert with body-color surround



## SVT RAPTOR

Includes select XLT features, plus:

### MECHANICAL

6.2L 2-valve V8 gas engine
4.10 front axle ratio
4.10 electronic-locking differential rear axle
Dual outlet muffler
Front and rear internal bypass off-road FOX Racing Shox™
Front and rear microcellular jounce bumpers
Heavy-duty front and engine skid plates
Hill Descent Control™
Hydraulic power-assisted steering
Long travel suspension with unique upper and lower control arms and tie rods
Steering rack travel/boost curve
SuperCab or SuperCrew 4x4 with 5.5-ft. box
Trailer Tow Package
Unique rear leaf springs and front coil springs
17-in. painted aluminum wheels
LT315/70R17 BSW all-terrain tires

### SEATING

6-way power driver's seat
Flow-through center console with floor shifter, off-road mode and Hill Descent Control switches, and auxiliary switch pack
Leather- and cloth-trimmed front bucket seats with unique seat back bolsters

### INTERIOR

Auto-dimming rearview mirror with compass
Front and rear rubber floor mats with SVT logo
Leather-wrapped steering wheel with thumb pads, center marker, SYNC and audio controls
Message center with 4.2-in. LCD screen and trip computer
Power-sliding rear window with privacy tint and defrost
Sirius Satellite Radio with introductory 6-month subscription
Ford SYNC® voice-activated, in-vehicle connectivity system
Unique instrument panel and door trim appliqué

### EXTERIOR

Air extractors in hood
Blacked-out headlamps and taillamps
Brick wall front grille
Flared front fenders with air extractors
Flared pickup box outers
Foundry finish cast-aluminum running boards
Foundry finish front and rear bumpers
Foundry finish front and rear wheel-lip moldings
Front and rear tow hooks
Integrated clearance marker lamps
SecuriCode™ keyless entry keypad

# XL & STX



17-in. Gray Styled-Steel Wheels  
Standard on XL



17-in. 7-Lug Gray  
Styled-Steel Wheels  
Included with Heavy-Duty  
Payload Package



17-in. Machined Aluminum Wheels  
Standard on STX



18-in. Machined Aluminum Wheels  
Included with STX Décor Package



STX SuperCab 4x4 in Steel Gray cloth



XL Regular Cab 4x4 in Tuxedo Black with available equipment




STX SuperCab 4x2 in Ingot Silver with STX Décor Package and other available equipment


## SEATING, CAB AND BOX CONFIGURATIONS




40/20/40 split front seat  
Standard on XL and STX



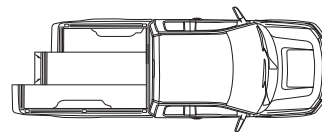
Regular Cab  
Available on XL and STX



SuperCab  
Available on XL and STX



SuperCrew  
Available on XL



5.5-ft./6.5-ft./8-ft. Box Size — Available on XL  
6.5-ft. Box Size — Standard on STX

2011  
NEW F-150

[ford.com](http://ford.com)





XL & STX OPTIONAL FEATURES

XL

MECHANICAL

5.0L Ti-VCT V8 FFV engine (Regular Cab, SuperCab and 4x2 SuperCrew 145-in. WB)

3.5L EcoBoost™ Ti-VCT engine (Regular Cab 145-in. WB and SuperCab; requires Max. Trailer Tow Package; includes 26-gallon fuel tank; restrictions apply)

Limited-slip differential rear axle

Trailer brake controller (requires Trailer Tow Package or Max. Trailer Tow Package; requires fog lamps when ordered with XL Décor Group)

P255/65R17 OWL all-season tires (Regular Cab and SuperCab 4x2)

P265/70R17 OWL all-terrain tires (Regular Cab and SuperCab 4x4)

SEATING

40/20/40 split cloth front seat with manual driver lumbar

INTERIOR

Color-coordinated carpet with carpeted floor mats

Cruise control (requires in-dash computer)

Full-coverage rubber floor mats (requires carpet)

EXTERIOR

4-in. Black tubular running boards (Regular Cab and SuperCab only)

Black platform running boards (SuperCrew only)

Box side steps (requires 6.5-ft. or 8-ft. box)

Factory-installed spray-in bedliner

Fog lamps (requires XL Décor Group)

Skid plates (4x4 only)

Tailgate step

FORD WORK SOLUTIONS™

Cable Lock by Master Lock® (replaces cargo tie-down hooks)

Crew Chief™

In-dash Windows® CE computer with touch screen (restrictions apply)

Tool Link™ (requires in-dash computer; restrictions apply)

XL PACKAGES

**Heavy-Duty Payload Package** (Regular Cab and SuperCab with 8-ft. box; restrictions apply) increases GVWR to 8,200 lbs. for improved payload and towing; 17-in. 7-lug steel wheels; LT245/75R17E BSW all-terrain tires; heavy-duty shock absorbers; upgraded springs and radiator; auxiliary transmission oil cooler; rear axle with 9.75-in. gear set and 3.73 limited-slip gear ratio

**Power Equipment Group** (standard on SuperCrew) includes power door locks with integrated keyhead transmitter remotes; power windows and mirrors; Illuminated Entry System; and perimeter alarm

**Trailer Tow Package** (required for towing over 5,000 lbs.) includes Class IV trailer hitch receiver, 7-pin wiring harness, upgraded radiator, auxiliary transmission oil cooler, and SelectShift Automatic™ transmission

**Max. Trailer Tow Package** (Regular Cab and SuperCab; restrictions apply; required for towing over 5,000 lbs.) includes Class IV trailer hitch receiver, 7-pin wiring harness, upgraded radiator, auxiliary transmission oil cooler, trailer brake controller, upgraded rear bumper, SelectShift Automatic transmission, and manual telescoping/folding trailer tow mirrors with manual glass or manual telescoping/folding trailer tow mirrors with power/heated glass, integrated turn signal indicators and security approach lamps

**XL Décor Group** includes chrome front and rear bumpers and front cloth 40/20/40 split seat with manual driver lumbar

**XL Plus Package** (n/a with in-dash computer) includes AM/FM stereo/single-CD player with clock, speed-compensated volume control and customer information display; auxiliary audio input jack; cruise control; MyKey® owner controls feature

STX

MECHANICAL

5.0L Ti-VCT V8 FFV engine

Limited-slip differential rear axle

Trailer brake controller (requires Trailer Tow Package and STX Décor Package)

INTERIOR

Color-coordinated carpet with carpeted floor mats

Full-coverage rubber floor mats (requires carpet)

Sirius Satellite Radio with introductory 6-month subscription (requires 5.0L engine on 4x4)

EXTERIOR

Box side steps

Factory-installed spray-in bedliner

Tailgate step

FORD WORK SOLUTIONS

Cable Lock by Master Lock (replaces cargo tie-down hooks)

Crew Chief

In-dash Windows CE computer with touch screen (n/a with Sirius)

Tool Link (requires in-dash computer; restrictions apply)

STX PACKAGES

**Communications Package** (n/a with in-dash computer) includes Ford SYNC® and steering wheel-mounted SYNC/audio controls

**STX Décor Package** includes 18-in. machined aluminum wheels, P265/60R18 OWL all-season tires (4x2), P275/65R18 OWL all-terrain tires (4x4), 5-in. chrome running boards (SuperCab), 4-in. polished stainless steel running boards (Regular Cab), and fog lamps

**Trailer Tow Package** (required for towing over 5,000 lbs.) includes Class IV trailer hitch receiver, 7-pin wiring harness, upgraded radiator, auxiliary transmission oil cooler, and SelectShift Automatic transmission

EXTERIOR COLORS	INTERIOR COLORS	
	XL	STX
Oxford White	●	●
Vermillion Red	●	
Dark Blue Pearl Metallic <sup>1</sup>	●	
Blue Flame Metallic		●
Ingot Silver Metallic	●	●
Sterling Gray Metallic	●	●
Tuxedo Black Metallic	●	●
Race Red <sup>1</sup>		●

INTERIOR: ● Steel Gray

<sup>1</sup>New for 2011.

Colors are representative only.  
See your dealer for actual paint/trim options.

EXTERIOR

Oxford White

Vermillion Red

Dark Blue Pearl Metallic

Blue Flame Metallic

Ingot Silver Metallic

Sterling Gray Metallic

Tuxedo Black Metallic

Race Red

INTERIOR

Steel Gray Vinyl  
Standard on XL

Steel Gray Cloth  
Standard on STX; optional on XL



# XLT



17-in. Machined Aluminum  
Wheels with Painted Accents  
Standard



17-in. 7-Lug Aluminum Wheels  
Included with  
Heavy-Duty Payload Package



18-in. Machined  
Aluminum Wheels  
Included with  
XLT Custom Package



18-in. Chrome-Clad  
Aluminum Wheels  
Included with  
XLT Chrome Package



20-in. Chrome-Clad  
Aluminum Wheels  
Optional with  
XLT Chrome Package



SuperCrew 4x4 in Adobe with available equipment



SuperCab 4x2 in Oxford White/Ingot Silver Two-Tone with other available equipment


## SEATING, CAB AND BOX CONFIGURATIONS




Standard 40/20/40  
split front seat




Available 40/console/40  
front bucket seats



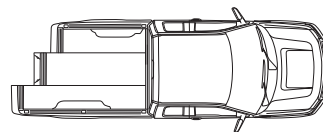
Regular Cab



SuperCab



SuperCrew



5.5-ft./6.5-ft./8-ft. Box Size

2011  
**NEW F-150**

[ford.com](http://ford.com)





XLT OPTIONAL FEATURES

MECHANICAL

5.0L Ti-VCT V8 FFV engine (Regular Cab, 4x2 SuperCab and 4x2 SuperCrew 145-in. WB)
3.5L EcoBoost™ Ti-VCT engine (n/a on 126-in. WB; includes 26-gallon fuel tank)
Limited-slip differential rear axle
Trailer brake controller (requires Trailer Tow Package or Max. Trailer Tow Package)
18-in. chrome-clad aluminum wheels (SuperCab and SuperCrew only; requires XLT Chrome Package)
20-in. chrome-clad aluminum wheels (SuperCab and SuperCrew only; requires XLT Chrome Package)
P255/65R17 OWL all-season tires (Regular Cab and SuperCab 4x2)
P265/70R17 OWL all-terrain tires (Regular Cab and SuperCab 4x4)
P265/60R18 OWL all-season tires (4x2 SuperCab and SuperCrew)
P275/65R18 OWL all-terrain tires (4x4 SuperCab and SuperCrew)
P275/55R20 OWL all-terrain tires (SuperCab and SuperCrew 4x4; requires XLT Chrome Package)
P275/55R20 OWL all-season tires (SuperCab and SuperCrew 4x2; n/a with 3.7L engine; requires XLT Chrome Package)
LT245/75R17E BSW all-terrain tires (4x4; requires Off-Road Pkg.; n/a w/126-in. WB)
LT275/65R18C OWL all-terrain tires (4x4; requires Off-Road and XLT Chrome Packages)

SEATING

Cloth 40/console/40 front seats w/manual driver's lumbar (SuperCab and SuperCrew only)
--

INTERIOR

Black vinyl floor covering
Full-coverage rubber floor mats
Sirius Satellite Radio¹ (requires 5.0L or 3.5L engine with 4x4)

EXTERIOR

4-in. polished stainless steel running boards (Regular Cab only)
5-in. chrome running boards (SuperCab and SuperCrew only)
Black platform running boards (SuperCab and SuperCrew only)
Box side steps (requires 6.5-ft. or 8-ft. box)
Factory-installed spray-in bedliner
Rear view camera (requires XLT Plus Package)
SecuriCode™ keyless entry keypad
Tailgate step
Two-tone paint (n/a with XLT Custom Package or Adobe interior)

FORD WORK SOLUTIONS™

Cable Lock by Master Lock® (replaces cargo tie-down hooks)
Crew Chief™
In-dash Windows® CE computer with touch screen (restrictions apply)
Tool Link™ (requires in-dash computer; restrictions apply)

PACKAGES

<b>Heavy-Duty Payload Package</b> (Regular Cab and SuperCab with 8-ft. box; restrictions apply) increases GVWR to 8,200 lbs. for improved payload and towing; 17-in. 7-lug aluminum wheels; LT245/75R17E BSW all-terrain tires; heavy-duty shock absorbers; upgraded springs and radiator; auxiliary transmission oil cooler; rear axle with 9.75-in. gear set and 3.73 limited-slip gear ratio
<b>Off-Road Package</b> (4x4 only; n/a with 3.7L V6 FFV engine) includes 3.73 electronic-locking rear axle; fuel tank, transfer case and front differential skid plates; off-road tuned front shock absorbers; and 4x4 Off-Road box decal

<b>Trailer Tow Package</b> (required for towing over 5,000 lbs.) includes Class IV trailer hitch receiver; 7-pin wiring harness; upgraded radiator; auxiliary transmission oil cooler; and SelectShift Automatic™ transmission
--

<b>Max. Trailer Tow Package</b> (restrictions apply; required for towing over 5,000 lbs.) includes Class IV trailer hitch receiver; 7-pin wiring harness; upgraded radiator; auxiliary transmission oil cooler; trailer brake controller; upgraded rear bumper; SelectShift Automatic transmission; and manual telescoping/folding trailer tow mirrors with power, heated glass, integrated turn signal indicators and security approach lamps
--

<b>XLT Chrome Package</b> (SuperCab and SuperCrew only; n/a with Heavy-Duty Payload Package or XLT Custom Package) includes chrome billet-style grille, chrome front tow hooks (4x4), 18-in. chrome-clad aluminum wheels, P265/60R18 OWL all-season tires (4x2), P275/65R18 OWL all-terrain tires (4x4), chrome door handles with black bezels, 5-in. chrome running boards, and chrome exhaust tip
---

<b>XLT Convenience Package</b> (n/a with in-dash computer) includes power, heated sideview mirrors with turn signal indicators and driver's side auto-dimming feature; auto-dimming rearview mirror; 6-way power driver's seat (SuperCab and SuperCrew only); power-adjustable pedals; Ford SYNC®; upgraded gauge cluster with 4.2-in. LCD screen; and leather-wrapped steering wheel with 5-way steering wheel-mounted controls
--

<b>XLT In-Dash Computer Convenience Package</b> (n/a with XLT Convenience Package) includes power, heated sideview mirrors with integrated turn signal indicators and driver's side auto-dimming feature; auto-dimming rearview mirror; 6-way power driver's seat; power-adjustable pedals; and in-dash Windows CE computer with touch screen
---

<b>XLT Custom Package</b> (requires 4x2 and 3.7L V6 engine; n/a with XLT Chrome Package or front cloth 40/console/40 seats) includes chrome billet-style grille with body-color surround, 18-in. machined aluminum wheels, P265/60R18 OWL all-season tires, body-color front and rear bumpers, 4-in. body-color running boards, chrome exhaust tip, unique black cloth seats, unique door trim and instrument finish panels
---

<b>XLT Plus Package</b> (requires Trailer Tow Package; requires XLT Convenience Package or XLT In-Dash Computer Convenience Package) includes Reverse Sensing System, manual sliding rear window with privacy tint (Regular Cab), power sliding rear window with defrost and privacy tint
---

INTERIOR



Adobe Cloth  
Standard (not available with two-tone exterior)



Steel Gray Cloth  
Standard



Black Sport Cloth  
Included with XLT Custom Package

EXTERIOR COLORS


	INTERIOR COLORS			
Oxford White	●	●	●	▲
Dark Blue Pearl Metallic	●	●		▲
Blue Flame Metallic	●	●	●	▲
Ingot Silver Metallic		●	●	
Sterling Gray Metallic		●	●	▲
Tuxedo Black Metallic	●	●	●	▲
Red Candy Metallic				
Tinted Clearcoat²	●	●		▲
Golden Bronze Metallic³	●			
Race Red³		●	●	▲
Pale Adobe Metallic³	●			

**INTERIORS:** ● Adobe Cloth ● Steel Gray Cloth  
● Black Sport Cloth with Steel environment  
▲ Optional Ingot Silver Two-Tone Accent exterior with Steel Gray Cloth interior

¹With introductory 6-month subscription. ²Added cost option. ³New for 2011.

Colors are representative only.  
See your dealer for actual paint/trim options.

EXTERIOR



Oxford White  
Ingot Silver Two-Tone optional



Dark Blue Pearl Metallic  
Ingot Silver Two-Tone optional



Blue Flame Metallic  
Ingot Silver Two-Tone optional



Ingot Silver Metallic



Sterling Gray Metallic  
Ingot Silver Two-Tone optional



Tuxedo Black Metallic  
Ingot Silver Two-Tone optional




Red Candy Metallic Tinted Clearcoat  
Ingot Silver Two-Tone optional



Golden Bronze Metallic



Race Red  
Ingot Silver Two-Tone optional



Pale Adobe Metallic



# FX2 & FX4



FX4 SuperCrew 4x4 in Black with FX Luxury Package, Sport leather-trimmed seats and other available equipment




FX2 SuperCab 4x2 in Sterling Gray and FX4 SuperCrew 4x4 in Race Red, both with available equipment


## SEATING, CAB AND BOX CONFIGURATIONS



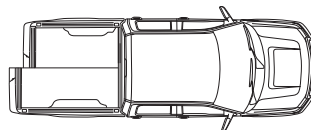
40/flow-through console/40 front bucket seats



SuperCab



SuperCrew



5.5-ft./6.5-ft. Box Size

2011  
NEW F-150

[ford.com](http://ford.com)





# FX2 & FX4 OPTIONAL FEATURES

## MECHANICAL

3.5L EcoBoost™ Ti-VCT engine (includes 26-gallon fuel tank)

Limited-slip differential rear axle (FX2 only)

Trailer brake controller

20-in. premium painted aluminum wheels

LT275/65R18C OWL all-terrain tires (FX4 only)

P275/55R20 OWL all-season tires (FX2 only)

P275/55R20 OWL all-terrain tires (FX4 only)

## INTERIOR

Audio System from Sony 6-disc in-dash CD changer (requires FX Luxury Package)

Navigation System with Audio System from Sony single-CD/DVD player (requires FX Luxury Package)

## EXTERIOR

6-in. painted angular running boards (standard on FX2)

Box side steps (requires 6.5-ft. box)

Factory-installed spray-in bedliner

Power moonroof

Rear view camera (requires FX Plus Package)

Stowable bed extender

Tailgate step

## FORD WORK SOLUTIONS™

Cable Lock by Master Lock® (replaces cargo tie-down hooks)

## PACKAGES

**FX Plus Package** (n/a with FX Luxury Package, Audio System from Sony or Navigation System) includes 6-disc in-dash CD changer; power, heated sideview mirrors with turn signal indicators, and driver's side auto-dimming feature; power-adjustable pedals; Reverse Sensing System; and power sliding rear window with defrost and privacy tint

**FX Luxury Package** (n/a with FX Plus Package) includes front FX Sport leather-trimmed 40/console/40 bucket seats; heated driver and front-passenger seats; 10-way power-adjustable driver and front-passenger seats; memory driver's seat; dual-zone electronic automatic temperature control; black leather-wrapped steering wheel with audio controls; memory, power-adjustable pedals; power-folding heated sideview mirrors with turn signal indicators, driver's side memory, auto-dimming features, and body-color mirror caps; Reverse Sensing System; 6-disc in-dash CD changer; rear view camera; power sliding rear window with defrost and privacy tint; and Remote Start System

**Max. Trailer Tow Package** (restrictions apply) includes Class IV trailer hitch receiver; 7-pin wiring harness; upgraded radiator; auxiliary transmission oil cooler; trailer brake controller; upgraded rear bumper; SelectShift Automatic™ transmission; and manual telescoping/folding trailer tow mirrors with power, heated glass, integrated turn signal indicators and security approach lamps



Unique gauge cluster

## INTERIOR



Black Cloth  
Standard



Black Leather  
(requires FX Luxury Package)

## EXTERIOR COLORS

Oxford White

Blue Flame Metallic

Ingot Silver Metallic

Sterling Gray Metallic

Tuxedo Black Metallic

Red Candy Metallic

Tinted Clearcoat<sup>1</sup>

Race Red<sup>2</sup>

## INTERIOR COLORS

●

■

●

■

●

■

●

■

●

■

●

■

●

■

●

■


**INTERIORS:** ● Black Cloth ■ Black Leather

<sup>1</sup>Added cost option. <sup>2</sup>New for 2011.

Colors are representative only.

See your dealer for actual paint/trim options.

## EXTERIOR



Oxford White



Blue Flame Metallic



Ingot Silver Metallic



Sterling Gray Metallic



Tuxedo Black Metallic



Red Candy Metallic Tinted Clearcoat



Race Red



18-in. Machined Aluminum Wheels  
Standard



20-in. Premium Painted  
Aluminum Wheels  
Optional

2011  
NEW F-150

ford.com





SuperCrew 4x4 in Adobe leather trim with optional front bucket seats and other available equipment



SuperCrew 4x4 in Red Candy with LARIAT Chrome Package and other available equipment


## SEATING, CAB AND BOX CONFIGURATIONS




Standard 40/20/40 split front seat



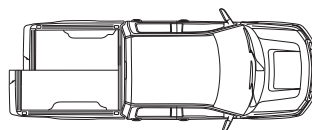
Available 40/flow-through console/40 front bucket seats



SuperCab



SuperCrew



5.5-ft./6.5-ft. Box Size



# LARIAT OPTIONAL FEATURES

## MECHANICAL

3.5L EcoBoost™ Ti-VCT engine (includes 26-gallon fuel tank)
6.2L V8 2-valve gas engine (SuperCrew only; requires Max. Trailer Tow Package and 145-in. WB)
Limited-slip differential rear axle
Trailer brake controller
20-in. chrome-clad aluminum wheels (requires LARIAT Chrome Package)
20-in. 6-spoke machined aluminum wheels
P275/55R20 OWL all-terrain tires (4x4)
P275/55R20 OWL all-season tires (4x2)
LT275/65R18C OWL all-terrain tires (4x4; requires Off-Road Package)

## SEATING

Perforated leather-trimmed front bucket seats with heated and cooled power 10-way driver and front-passenger seats, memory driver's seat, and flow-through center console with floor shifter, rear air vent and 110-volt inverter
---

## INTERIOR

Audio System from Sony 6-disc in-dash CD changer
Full-coverage rubber floor mats
Navigation System with Audio System from Sony single-CD/DVD player

## EXTERIOR

6-in. chrome angular running boards (included with LARIAT Chrome Package)
Box side steps (requires 6.5-ft. box)
Power moonroof
Stowable bed extender
Tailgate step
Two-tone paint (includes accent-color bumpers and wheel-lip moldings)

## FORD WORK SOLUTIONS™

Cable Lock by Master Lock® (replaces cargo tie-down hooks)
--

## PACKAGES

<b>LARIAT Chrome Package</b> includes 18-in. chrome-clad aluminum wheels; chrome mesh grille insert; 6-in. chrome angular running boards; chrome exhaust tip; chrome front tow hooks; power, heated sideview mirrors with chrome mirror caps; and body-color door handles with chrome straps
<b>LARIAT Plus Package</b> includes 6-disc in-dash CD player, universal garage door opener, Reverse Sensing System, rear view camera, power-folding sideview mirrors, and Remote Start System
<b>Max. Trailer Tow Package</b> (restrictions apply) includes Class IV trailer hitch receiver; 7-pin wiring harness; upgraded radiator; auxiliary transmission oil cooler; trailer brake controller; upgraded rear bumper; SelectShift Automatic™ transmission; and chrome-capped manual telescoping/folding trailer tow mirrors with power, heated glass, integrated turn signal indicators and security approach lamps
<b>Off-Road Package</b> (4x4 only; n/a with 6.2L V8 gas engine) includes 3.73 electronic-locking rear axle; fuel tank, transfer case and front differential skid plates; off-road tuned front shock absorbers; and 4x4 Off-Road box decal



Standard power sliding rear window with defrost

## INTERIOR



Adobe Leather



Black Leather


## EXTERIOR COLORS

EXTERIOR COLORS	INTERIOR COLORS
Oxford White	■ ■ ▲
Dark Blue Pearl Metallic	■ ■ ▲
Ingot Silver Metallic¹	■
Sterling Gray Metallic¹	■
Tuxedo Black Metallic	■ ■ ▲
Red Candy Metallic	■ ■ ▲
Tinted Clearcoat²	
Golden Bronze Metallic¹	■ ■ ▲
Pale Adobe Metallic¹	■ ■
White Platinum Metallic Tri-coat²	■ ■ ▲

**INTERIORS:** ■ Adobe Leather ■ Black Leather  
▲ Optional Pale Adobe Two-Tone Accent exterior

¹New for 2011. ²Added cost option.  
Colors are representative only.  
See your dealer for actual paint/trim options.

## EXTERIOR



Oxford White  
Pale Adobe Two-Tone optional



Dark Blue Pearl Metallic  
Pale Adobe Two-Tone optional



Ingot Silver Metallic



Sterling Gray Metallic




Tuxedo Black Metallic  
Pale Adobe Two-Tone optional



Red Candy Metallic Tinted Clearcoat  
Pale Adobe Two-Tone optional



Golden Bronze Metallic  
Pale Adobe Two-Tone optional



Pale Adobe Metallic



White Platinum Metallic Tri-coat  
Pale Adobe Two-Tone optional



18-in. Bright Aluminum Wheels  
Standard



18-in. Chrome-Clad Aluminum Wheels  
Included with  
LARIAT Chrome Package



20-in. 6-Spoke  
Machined Aluminum Wheels  
Optional



20-in. Chrome-Clad Aluminum Wheels  
Optional with  
LARIAT Chrome Package

# KING RANCH®



SuperCrew 4x4 in Adobe with Chaparral leather trim and available equipment



SuperCrew 4x4 in Oxford White/Pale Adobe Two-Tone with available equipment

2011  
NEW F-150

[ford.com](http://ford.com)





# KING RANCH® OPTIONAL FEATURES

## MECHANICAL

3.5L EcoBoost™ Ti-VCT engine (includes 26-gallon fuel tank)

Limited-slip differential rear axle

20-in. premium painted aluminum wheels

P275/55R20 OWL all-season tires (4x2)

P275/55R20 OWL all-terrain tires (4x4)

LT275/65R18 OWL all-terrain tires (4x4; requires Off-Road Pkg.)

## INTERIOR

Full-coverage rubber floor mats

Navigation System with Audio System from Sony single-CD/DVD player

## EXTERIOR

6-in. chrome angular running boards

Box side steps (requires 6.5-ft. box)

Power moonroof

Stowable bed extender

Tailgate step

## FORD WORK SOLUTIONS™

Cable Lock by Master Lock® (replaces cargo tie-down hooks)

## PACKAGES

**Max. Trailer Tow Package** (restrictions apply) includes Class IV trailer hitch receiver; 7-pin wiring harness; upgraded radiator; auxiliary transmission oil cooler; trailer brake controller; upgraded rear bumper; SelectShift Automatic™ transmission; and chrome-capped manual telescoping/folding trailer tow mirrors with power, heated glass, integrated turn signal indicators and security approach lamps

**Off-Road Package** (4x4 only) includes 3.73 electronic-locking rear axle; fuel tank, transfer case and front differential skid plates; off-road tuned front shock absorbers; and 4x4 Off-Road box decal

## INTERIOR



Chaparral Leather

## EXTERIOR COLORS

Oxford White

Dark Blue Pearl Metallic

Tuxedo Black Metallic

Golden Bronze Metallic<sup>1</sup>

White Platinum Metallic Tri-coat<sup>2</sup>

## INTERIOR COLOR

■ ▲

■ ▲

■ ▲

■ ▲

■ ▲

## INTERIOR:

■ Chaparral Leather with Adobe environment


▲ Pale Adobe Two-Tone Accent exterior

<sup>1</sup>New for 2011. <sup>2</sup>Added cost option.

Colors are representative only.

See your dealer for actual paint/trim options.

## EXTERIOR



Oxford White  
Pale Adobe Two-Tone




Dark Blue Pearl Metallic  
Pale Adobe Two-Tone



Tuxedo Black Metallic  
Pale Adobe Two-Tone



Golden Bronze Metallic  
Pale Adobe Two-Tone



White Platinum Metallic Tri-coat  
Pale Adobe Two-Tone



18-in. 7-Spoke Aluminum  
Wheels with Painted Accents  
Standard




20-in. Premium Painted  
Aluminum Wheels  
Optional

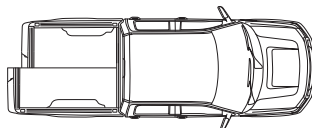
## SEATING, CAB AND BOX CONFIGURATIONS



40/flow-through console/40  
front bucket seats



SuperCrew



5.5-ft./6.5-ft. Box Size

2011  
NEW F-150

[ford.com](http://ford.com)



# PLATINUM



SuperCrew 4x4 in Steel Gray leather trim with available equipment



SuperCrew 4x4 in Ingot Silver with available equipment

2011  
NEW F-150

[ford.com](http://ford.com)





# PLATINUM OPTIONAL FEATURES

## MECHANICAL

3.5L EcoBoost™ Ti-VCT engine (includes 26-gallon fuel tank)

6.2L V8 2-valve gas engine (requires 145-in. WB and Max. Trailer Tow Package)

Limited-slip differential rear axle

## INTERIOR

Full-coverage rubber floor mats

Navigation System with Audio System from Sony single-CD/DVD player

## EXTERIOR

Box side steps (requires 6.5-ft. box)

Power moonroof

Skid plates (4x4; front differential, transfer case and fuel tank)

Stowable bed extender

Tailgate step

## PACKAGES

**Max. Trailer Tow Package** (restrictions apply) includes Class IV trailer hitch receiver; 7-pin wiring harness; upgraded radiator; auxiliary transmission oil cooler; trailer brake controller; upgraded rear bumper; SelectShift Automatic™ transmission; and chrome-capped manual telescoping/folding trailer tow mirrors with power, heated glass, integrated turn signal indicators and security approach lamps



Unique gauge cluster



20-in. Polished Aluminum Wheels  
Standard

## INTERIOR



Steel Gray Leather



Sienna Brown Leather

## EXTERIOR COLORS

Ingot Silver Metallic

Sterling Gray Metallic

Tuxedo Black Metallic

Red Candy Metallic Tinted Clearcoat<sup>1</sup>

Golden Bronze Metallic<sup>2</sup>

White Platinum Metallic Tri-coat<sup>1</sup>

## INTERIOR COLORS

Steel Gray Leather with Steel environment

Sienna Brown Leather with Black environment

## INTERIOR:

Steel Gray Leather with Steel environment

Sienna Brown Leather with Black environment

<sup>1</sup>Added cost option. <sup>2</sup>New for 2011.

Colors are representative only.

See your dealer for actual paint/trim options.

## EXTERIOR



Ingot Silver Metallic



Sterling Gray Metallic




Tuxedo Black Metallic



Red Candy Metallic Tinted Clearcoat



Golden Bronze Metallic




White Platinum Metallic Tri-coat

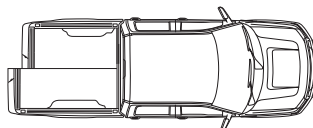
## SEATING, CAB AND BOX CONFIGURATIONS



40/flow-through console/40  
front bucket seats



SuperCrew



5.5-ft./6.5-ft. Box Size

2011  
NEW F-150

ford.com



# FORD HARLEY-DAVIDSON™ F-150



SuperCrew AWD in Black/Silver Smoke Two-Tone leather trim



SuperCrew AWD in Ingot Silver

2011  
NEW F-150

[ford.com](http://ford.com)





# FORD HARLEY-DAVIDSON™ F-150 OPTIONAL FEATURES

## INTERIOR

Full-coverage rubber floor mats

## EXTERIOR

Stowable bed extender

Tailgate step



Serialization plate on center console lid



Unique hood graphics



22-in. Polished  
Forged-Aluminum Wheels  
Standard

## INTERIOR



Black/Silver Smoke Two-Tone Leather

## EXTERIOR



Ingot Silver Metallic

## EXTERIOR COLORS

Ingot Silver Metallic

Tuxedo Black Metallic

## INTERIOR COLOR



**INTERIOR:** ■ Black/Silver Smoke Two-Tone Leather




Tuxedo Black Metallic

Colors are representative only.  
See your dealer for actual paint/trim options.

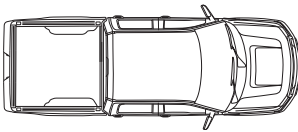
## SEATING, CAB AND BOX CONFIGURATIONS



40/flow-through console/40  
front bucket seats



SuperCrew



5.5-ft. Box Size

2011  
NEW F-150

[ford.com](http://ford.com)



# SVT RAPTOR



SuperCrew 4x4 in Black leather/cloth trim with Interior Color Accent Package and available equipment



SuperCab 4x4 in Molten Orange with Exterior Graphics Package and other available equipment

Closed course. Professional driver. Obey all laws. Respect the environment. Know your vehicle, the course and required equipment before high-speed off-roading.

2011  
NEW F-150

[ford.com](http://ford.com)





# SVT RAPTOR OPTIONAL FEATURES

## INTERIOR

Navigation System with Audio System from Sony single-CD/DVD player (requires RAPTOR Luxury Package)

Power moonroof

## EXTERIOR

Stowable bed extender

Tailgate step

## PACKAGES

**Exterior Graphics Package** includes bodyside decals

**Hood Graphics Package**

**Interior Color Accent Package** includes unique front leather-trimmed 40/console/40 bucket seats with orange inserts, rear vinyl 60/40 split bench with orange accents, and orange accents on the IP center stack appliqué and door trim appliqué

**RAPTOR Luxury Package** includes 40/console/40 front seats with 10-way power, heat, and driver's side memory feature; dual-zone electronic automatic temperature control; Audio System from Sony with 6-disc in-dash CD changer; power-folding heated sideview mirrors with memory, turn signal indicators, security approach lamps, driver's side auto-dimming feature and body-color mirror caps; power-adjustable pedals with memory feature; and Remote Start System

**RAPTOR Plus Package** includes rear view camera and trailer brake controller



## INTERIOR



Black Leather/Cloth



Black Leather/Cloth with Orange Accents

## EXTERIOR COLORS


Oxford White	■
Blue Flame Metallic	■
Ingot Silver Metallic <sup>1</sup>	■ ■
Tuxedo Black Metallic	■ ■
Molten Orange Metallic Tri-coat <sup>2</sup>	■ ■

## INTERIOR:

- Black Leather/Cloth
- Black Leather/Cloth with Orange accents

<sup>1</sup>New for 2011. <sup>2</sup>Added cost option.  
Colors are representative only.  
See your dealer for actual paint/trim options.

## EXTERIOR



Oxford White



Blue Flame Metallic



Ingot Silver Metallic



Tuxedo Black Metallic



Molten Orange Metallic Tri-coat

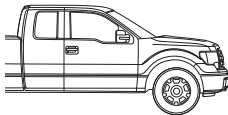


17-in. Painted Aluminum Wheels with Machined Finish  
Standard


## SEATING, CAB AND BOX CONFIGURATIONS



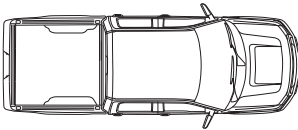
40/flow-through console/40 front bucket seats



SuperCab



SuperCrew



5.5-ft. Box Size



# FACTORY OPTIONS ENHANCE FUNCTIONALITY.



**FORD WORK SOLUTIONS™** help increase your productivity with smart options like **CABLE LOCK (A)** by Master Lock®. This 10-ft. vinyl-coated, retractable, braided-steel cable spools out of a rugged case mounted right in your cargo box, making it easy to secure your gear. An available **INTERNET-CAPABLE IN-DASH COMPUTER (B)** features Garmin® navigation, hands-free calling, and a convenient touch screen with wireless keyboard¹. The available **Tool Link™** system uses RFID (radio frequency ID) technology from DeWALT® to help track your tools before and after each job². The available **Crew Chief™** fleet management system¹ from Microlise® helps track your vehicles and keep them in shape with maintenance reports.³

**STOWABLE BED EXTENDER (C)** folds out, clamps together and secures with a bolt-action latch. Made of rugged fiberglass-reinforced polypropylene, this optional 21-in.-tall barrier lets you haul with the tailgate down or secure smaller loads with the tailgate up.⁴

**REMOTE START SYSTEM (D)** is new for 2011. In addition to starting your truck, this factory-installed feature can automatically adjust the cabin temperature based on the temperature outside. It will even activate the heated and cooled front seats (if equipped). You'll find it standard on KING RANCH®, PLATINUM, LARIAT LIMITED and Ford Harley-Davidson™ F-150.

**POWER-ADJUSTABLE PEDALS (E)** enable drivers to customize the placement of their brake and accelerator pedals for optimal comfort and precise control. Available on XLT, FX2 and FX4; standard and includes memory feature on LARIAT, KING RANCH®, PLATINUM, LARIAT LIMITED and Ford Harley-Davidson F-150.

**TRAILER TOW MIRRORS (F)** manually telescope and fold forward or backward so you can get through tight spaces. Whether you're towing or not, the large viewing area and convex lens on these available mirrors help improve visibility and reduce blind spots.

¹Some features are unavailable while driving. Not available with SYNC or Sirius Satellite Radio. See your dealer for details. ²Tool Link system cannot read tagged items stored in metal tool boxes. ³Service fee required. ⁴Shown with aftermarket bedliner.



# FORD CUSTOM ACCESSORIES



Dual Head Restraint DVD by INVISION™<sup>1</sup>



Protective Seat Covers by Covercraft®<sup>1</sup>




Commercial Grade Tool/Cargo Box by Delta®<sup>1</sup>



Bedliner



Step Bars



All-Weather Floor Mats



Hard Color-Matched Tonneau Cover by Penda®<sup>1</sup>

Also available:

## APPEARANCE

Ford Custom Graphics by Original Wraps™, Inc.<sup>2</sup>  
Chrome Grille Inserts  
Chrome Exhaust Tip

## BED PRODUCTS

Bed Extender  
Bed Mats  
Sport Liner  
Sport Liner Carpeted Protector by BedRug™<sup>1</sup>  
Spray-In Bedliner by Artlux®<sup>1</sup>  
Hard-Folding Tonneau Cover by REV®<sup>1</sup>  
Soft-Folding Tonneau Cover by TruXedo®<sup>1</sup>  
Soft Roll-Up Tonneau Cover by Advantage<sup>1</sup>  
Retractable Stake Pocket Tie-Downs by Bull Accessories<sup>1</sup>

## ELECTRONICS

Backup Alarm by ECCO®<sup>1</sup>  
Forward or Reverse Bumper-Mounted Parking Assist System by EchoMaster®<sup>1</sup>  
HitchScan™ Rear Park Assist Sensor and Hitch Step by EchoMaster<sup>1</sup>  
Portable Navigation Systems by Garmin®<sup>1</sup>  
Remote Start Systems  
Keyless Entry Keypad  
Vehicle Security System

## WHEELS

Wheel Locks

## INTERIOR

Auto-Dimming Rearview Mirror  
Soft Cargo Organizers and Soft Cargo Cooler Bag  
Leather-Trimmed Interior Seating by Katzkin®<sup>1</sup>

## CARGO MANAGEMENT SYSTEM

Cleat Tie-Downs  
Load Bars  
Bed Divider Kits  
Cargo Storage Sidebox  
Front Header Bar  
Bed Side Rails  
Tailgate Liner

## EXTERIOR

Power and Manual Sliding Rear Windows  
Racks and Carriers by THULE®<sup>1</sup>  
Sportz® Truck Tents by Napier<sup>1</sup>  
Deflectors – Hood and Side Window  
Moonroof Deflector  
Retractable Rear Step by Bestop<sup>1,2</sup>  
Retractable Side Bed Steps  
Splash Guards  
Trailer Tow Mirrors  
Trailer Towing Accessories



To learn more about Ford Custom Accessories and to shop online, visit [fordaccessories.com](http://fordaccessories.com).



Genuine Ford Accessories will be warranted for whichever provides you the greatest benefit: 12 months or 12,000 miles (whichever occurs first), or the remainder of your Bumper-to-Bumper 3-year/36,000-mile New Vehicle Limited Warranty. Contact your local Ford Dealer for details and a copy of the limited warranty. Ford Licensed Accessories (FLA) are warranted by the accessory manufacturer's warranty. Ford Licensed Accessories are fully designed and developed by the accessory manufacturer and have not been designed or tested to Ford Motor Company engineering requirements. Contact your Ford Dealer for details regarding the manufacturer's limited warranty and/or a copy of the FLA product limited warranty offered by the accessory manufacturer.

INVISION is a trademark of Audiovox Corporation. Garmin is a registered trademark of Garmin Ltd. Katzkin is a registered trademark of Katzkin Leather, Inc. THULE is a registered trademark of Thule Sweden AB.



Inboard Tiregate Wheel and Tire Carrier



Front Auxiliary Light Bar



Enhanced Front Skid Plate

## WE RACE, YOU WIN.

Inspired by decades of Built Ford Tough® desert race wins, Ford Racing offers exclusive performance equipment designed to take your F-150 SVT RAPTOR to the next level.

- Wheels
- Auxiliary Lighting
- Gears
- Skid Plates
- And More

For complete details and availability, ask your Ford Dealer or visit [FordRacingParts.com/Raptor](http://FordRacingParts.com/Raptor).



2011  
NEW F-150

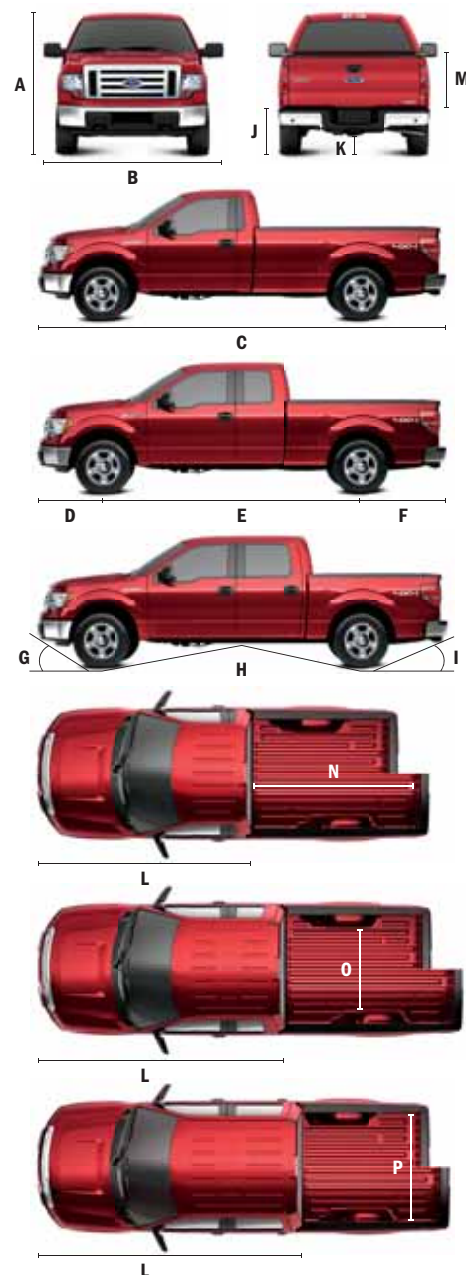
[ford.com](http://ford.com)



# TECHNICAL SPECIFICATIONS

## DIMENSIONS

EXTERIOR	REGULAR CAB 4x2/4x4	SUPERCAB 4x2/4x4	SUPERCREW 4x2/4x4	SVT RAPTOR 4x4 SUPERCAB/SUPERCREW
A. Height — 5.5' box	—	—	74.8"/75.9"	78.5"/78.4"
A. Height — 6.5' box	74.8"/76.0"	75.2"/76.1"	74.6"/75.6"	—
A. Height — 8' box	75.0"/76.0"	75.8"/76.7"	—	—
B. Width — Excluding mirrors	79.2"	79.2"	79.2"	86.3"
B. Width — Mirrors folded	84.3"	84.3"	84.3"	86.3"
B. Width — Including standard mirrors	97.0"	97.0"	97.0"	97.0"
B. Width — Including trailer tow mirrors	105.2"	105.2"	105.2"	105.2"
C. Length — 5.5' box	—	—	231.9"	220.6"/232.1"
C. Length — 6.5' box	213.2"	231.8"	243.9"	—
C. Length — 8' box	231.8"	250.4"	—	—
D. Overhang — Front	38.3"	38.3"	38.3"	38.0"
E. Wheelbase — 5.5' box	—	—	144.5"	133.3"/145.2"
E. Wheelbase — 6.5' box	125.9"	144.5"	156.5"	—
E. Wheelbase — 8' box	144.5"	163.1"	—	—
F. Overhang — Rear	49.0"	49.0"	49.0"	49.3"/48.9"
G. Angle of approach — 5.5' box	—	—	22.3°/23.8°	30.3°/30.2°
G. Angle of approach — 6.5' box	22.4°/23.8°	23.1°/23.9°	22.4°/23.9°	—
G. Angle of approach — 8' box	22.7°/23.5°	24.5°/25.5°	—	—
H. Ramp breakover angle — 5.5' box	—	—	15.7°/14.8°	21.1°/19.5°
H. Ramp breakover angle — 6.5' box	17.7°/17.1°	16.8°/15.4°	15.1°/13.9°	—
H. Ramp breakover angle — 8' box	17.0°/15.7°	17.3°/15.4°	—	—
I. Angle of departure — 5.5' box	—	—	22.9°/24.0°	22.8°/22.7°
I. Angle of departure — 6.5' box	23.9°/25.3°	23.8°/25.1°	22.8°/23.8°	—
I. Angle of departure — 8' box	24.6°/26.1°	24.8°/26.0°	—	—
J. Load floor height — 5.5' box	—	—	33.0"/33.9"	36.4"/36.2"
J. Load floor height — 6.5' box	34.1"/35.3"	33.8"/34.9"	32.8"/33.6"	—
J. Load floor height — 8' box	34.7"/36.0"	34.6"/35.7"	—	—
K. Ground clearance — 5.5' box	—	—	7.9"/8.3"	9.5"/9.3"
K. Ground clearance — 6.5' box	8.2"/8.5"	8.6"/8.4"	8.0"/8.1"	—
K. Ground clearance — 8' box	8.5"/8.4"	9.3"/9.1"	—	—
L. Cab length	126.3"	144.9"	156.7"	145.2"/157.0"
<b>INTERIOR</b>				
<b>1st Row</b>				
Head room	41.0"	41.0"	41.0"	41.0"
Shoulder room	66.6"	65.9"	65.9"	65.9"
Hip room	60.5"	60.5"	60.5"	60.5"
Leg room	41.4"	41.4"	41.4"	41.4"
<b>2nd Row</b>				
Head room	—	39.7"	40.3"	39.7"/40.3"
Shoulder room	—	65.7"	65.5"	65.7"/65.5"
Hip room	—	65.4"	64.6"	65.4"/64.6"
Leg room	—	33.4"	43.5"	33.4"/43.5"
<b>CARGO BOX</b>				
Volume (cu. ft.)	<b>5.5' Box</b> 55.4	<b>6.5' Box</b> 65.5	<b>8' Box</b> 81.3	
M. Inside height	22.4"	22.4"	22.4"	
N. Length at floor	67.0"	78.8"	97.4"	
O. Width at wheelhouse	50.0"	50.0"	50.0"	
P. Maximum width at floor	65.2"	65.2"	65.2"	



## MECHANICAL

### FRONT SUSPENSION

Type	Coil-over-shock
Axle (rating @ ground)	3,150 lbs.-4,050 lbs.

### REAR SUSPENSION

Type	Solid axle
Axle (rating @ ground)	3,500 lbs.-4,800 lbs.

### STEERING

Assist	Electric power-assisted steering (n/a with 6.2L V8 engine) Hydraulic power-assisted steering (6.2L V8 engine only)
--------	---

### BRAKES

Type	4-wheel vented-disc ABS
Front (rotor diameter)	13.8"
Rear (rotor diameter)	13.7"

2011  
NEW F-150

[ford.com](http://ford.com)





# TECHNICAL SPECIFICATIONS

## POWERTRAINS

	<b>3.7L Ti-VCT 4-VALVE V6 FFV</b>	<b>5.0L Ti-VCT 4-VALVE V8 FFV</b>	<b>6.2L VCT 2-VALVE V8</b>	<b>3.5L Ti-VCT 4-VALVE ECOBOST™</b>
Configuration	DOHC	DOHC	SOHC	DOHC
Fuel injection	Sequential Electronic	Sequential Electronic	Sequential Electronic	Direct Injection
Engine control system	Electronic	Electronic	Electronic	Electronic
Induction system	Naturally aspirated	Naturally aspirated	Naturally aspirated	Twin-turbocharged, intercooled
Battery	12-volt; 750-CCA/ 78-amp-hr	12-volt; 750-CCA/ 78-amp-hr	12-volt; 750-CCA/ 78-amp-hr	12-volt; 750-CCA/ 78-amp-hr
Cooling system	Pressurized series flow	Pressurized series flow	Pressurized series flow	Pressurized series flow
Cylinders	6	8	8	6
Cylinder head	Aluminum	Aluminum	Aluminum	Aluminum
Block material	Aluminum	Aluminum	Cast iron	Aluminum
Bore/Stroke	3.76"/3.45"	3.63"/3.65"	4.02"/3.74"	3.64"/3.45"
Compression ratio	10.5:1	10.5:1	9.8:1	10.0:1
Horsepower/rpm	302 @ 6,500	360 @ 5,500	411 @ 5,500	365 @ 5,000
Torque lb.-ft./rpm	278 @ 4,000	380 @ 4,250	434 @ 4,500	420 @ 2,500
Recommended fuel	Regular unleaded or E85	Regular unleaded or E85	Regular unleaded	Regular unleaded
Transmission	6-speed auto. with tow/haul	6-speed auto. with tow/haul	6-speed auto. with tow/haul	6-speed auto. with tow/haul
<b>2011 EPA-Estimated Fuel Economy (Gas)</b>				
4x2 city	17 mpg	15 mpg	13 mpg	16 mpg
4x2 hwy	23 mpg	21 mpg	18 mpg	22 mpg
4x2 combined	19 mpg	17 mpg	14 mpg	18 mpg

## MAXIMUM PAYLOAD WEIGHT RATINGS (LBS.)

	<b>MAX. GVWR (LBS.)</b>	<b>REGULAR CAB</b>		<b>SUPERCAB</b>			<b>SUPERCREW</b>	
		<b>126.0" WB</b>	<b>145.0" WB</b>	<b>133.0" WB</b>	<b>145.0" WB</b>	<b>163.0" WB</b>	<b>145.0" WB</b>	<b>157.0" WB</b>
<b>4x2</b>								
3.7L V6 FFV	6,450 6,700 6,750 6,800	1,710 — 1,900 —	— — — —	— — — —	— 1,600 — —	— — — —	— — 1,620 —	— — — —
5.0L V8 FFV	6,650 7,050 7,100 8,200	1,820 — — —	2,100 — 3,060 <sup>1</sup> —	— — — —	— 1,820 — —	— — 2,670 <sup>1</sup> —	— 1,800 — —	— 1,660 — —
6.2L 2-Valve V8	7,250 7,350	— —	— —	— —	— —	— —	1,410 <sup>2</sup> 1,680 <sup>3</sup>	— —
3.5L EcoBoost	7,050 7,100 7,350 7,500 7,550 8,200	— — — — — —	2,060 — — — — 3,060 <sup>1</sup>	— — — — — —	1,800 — — 2,070 <sup>3</sup> — —	— — — — 2,670 <sup>1</sup> —	— 1,760 1,880 <sup>3</sup> — — —	— 1,670 — 2,000 <sup>3</sup> — —
<b>4x4</b>								
3.7L V6 FFV	6,650 6,900 6,950	1,670 — 1,860	— — —	— — —	— 1,510 —	— — —	— — —	— — —
5.0L V8 FFV	6,800 7,200 7,350 8,200	1,720 — — —	2,040 — — 2,770 <sup>1</sup>	— — — —	— 1,680 — —	— — 2,360 <sup>1</sup> —	— 1,560 — —	— 1,570 — —
6.2L 2-Valve V8	7,000 7,300 7,350 7,770	— — — —	— — — —	930 <sup>4</sup> — — —	— — — —	— — — —	— 1,030 <sup>4</sup> 1,230 <sup>2</sup> 1,770 <sup>3</sup>	— — — —
3.5L EcoBoost	7,200 7,350 7,650 7,700 8,200	— — — — —	2,000 — — — 2,860 <sup>1</sup>	— — — — —	1,760 — — 2,080 <sup>3</sup> —	— — — — 2,440 <sup>1</sup>	1,590 1,960 <sup>3</sup> — — —	1,620 1,890 <sup>3</sup> — — —

## CONVENTIONAL TOWING — MAXIMUM LOADED TRAILER WEIGHT RATINGS (LBS.)

ENGINE	AXLE RATIO	GCWR (LBS.)	REGULAR CAB				SUPERCAB					SUPERCREW			
			126" WB 4x2	126" WB 4x4	145" WB 4x2	145" WB 4x4	133" WB 4x4	145" WB 4x2	145" WB 4x4	163" WB 4x2	163" WB 4x4	145" WB 4x2	145" WB 4x4	157" WB 4x2	157" WB 4x4
3.5L Ti-VCT 4-Valve EcoBoost	3.15	14,000	—	—	8,800	—	—	8,600	—	—	—	8,500	—	8,400	—
	3.31	14,000	—	—	—	8,600	—	—	8,400	—	—	—	8,200	—	8,000
	3.55	15,000	—	—	9,800	—	—	—	—	—	—	—	—	—	—
		15,200	—	—	—	9,800	—	9,800	—	—	—	—	—	—	—
		15,300	—	—	—	—	—	—	—	—	—	9,800	—	9,700	—
		15,400	—	—	—	—	—	—	9,800	—	—	—	—	—	—
		15,500	—	—	—	—	—	—	—	—	—	—	9,700	—	9,600
	3.73	15,200	—	—	—	9,800	—	—	—	—	—	—	—	—	—
		15,400	—	—	—	—	—	—	9,800	—	—	—	—	—	—
		15,500	—	—	—	—	—	—	—	—	—	—	9,700	—	9,500
		16,700	—	—	11,300 <sup>1</sup>	—	—	—	—	—	—	—	—	—	—
		16,900	—	—	—	—	—	11,300 <sup>3</sup>	—	—	—	11,300 <sup>3</sup>	—	—	—
17,000		—	—	—	—	—	—	—	—	—	—	11,300 <sup>3</sup>	11,300 <sup>3</sup>	—	
17,100	—	—	—	11,300 <sup>1</sup>	—	—	11,300 <sup>3</sup>	11,300 <sup>1</sup>	11,200 <sup>1</sup>	—	11,300 <sup>3</sup>	—	11,200 <sup>3</sup>		
4.10	17,100	—	—	—	—	—	—	11,300 <sup>3</sup>	—	—	—	11,300 <sup>3</sup>	—	11,200 <sup>3</sup>	
3.7L Ti-VCT 4-Valve V6 FFV	3.55	10,400 10,600	5,500	—	5,600	—	—	—	—	—	—	—	—	—	—
	3.73	10,900 11,100	6,000	5,700	—	—	—	5,800	5,500	—	—	5,700	—	—	—
		—	—	—	—	6,100	5,800	—	5,800	5,500	—	—	—	—	—
5.0L Ti-VCT 4-Valve V8 FFV	3.31	12,900 13,500	7,900	—	8,400	—	—	8,100	—	—	—	8,000	—	7,900	—
	3.55	12,900	—	7,600	—	—	—	—	—	—	—	—	—	—	—
		13,300	8,300	—	—	—	—	—	—	—	—	—	—	—	—
		13,500	—	—	—	8,200	—	—	7,800	—	—	8,000	7,700	7,900	7,500
		14,900	—	—	9,800	—	—	9,500	—	—	—	—	—	—	—
	3.73	13,300	—	8,000	—	—	—	—	—	—	—	9,400	—	9,300	—
14,900		—	—	—	9,800	—	—	—	—	—	—	9,300	—	9,100	
15,100		—	—	—	10,000 <sup>1</sup>	9,700 <sup>1</sup>	—	—	9,400	9,600 <sup>1</sup>	9,300 <sup>1</sup>	—	—	—	
6.2L VCT 2-Valve V8	3.73	13,500 17,100	—	—	—	—	—	—	—	—	7,500 <sup>2</sup> 11,300 <sup>3</sup>	7,200 <sup>2</sup> 11,100 <sup>3</sup>	—	—	
	4.10	12,400 14,700	—	—	—	—	6,000 <sup>4</sup>	—	—	—	—	—	8,000 <sup>4</sup>	—	—

<sup>1</sup>Heavy-Duty Payload Package only. <sup>2</sup>Ford Harley-Davidson™ F-150 and LARIAT LIMITED only. <sup>3</sup>Max. Trailer Tow Package only. <sup>4</sup>SVT RAPTOR only.

2011  
NEW F-150

ford.com

