

2017 F-150



blog.ford.ca



facebook.com/FordCanada



twitter.com/FordCanada



youtube.com/FordCanada



LEADERS KEEP INNOVATING.

Two years ago, we altered the truck landscape forever by making the Ford F-150 body from high-strength, military-grade aluminum alloys¹ instead of steel. Last year, we led all pickups in the class² in max. payload capacity³ and gas fuel-efficiency ratings.⁴ We also made it easier than ever to back up a trailer with our segment-first Pro Trailer Backup Assist.^{TM5} This year, it's full speed ahead. A 2nd-generation 3.5L EcoBoost,^{®5} featuring a best-in-class 470 lb.-ft. of torque, is mated to an all-new 10-speed SelectShift[®] automatic transmission⁵ that keeps the engine in its sweet spot. That's not all. New SYNC[®] Connect⁶ helps you communicate with your truck like never before. And the stylish STX⁵ returns. The 2017 Ford F-150. Part of the legendary F-Series lineup that has been Canada's best-selling truck for 51 years. Look for us way out in front.

NEW FOR 2017

- All-new, 2nd-generation 3.5L EcoBoost engine⁵ with Auto Start-Stop Technology
- All-new 10-speed SelectShift automatic transmission⁵ with tow/haul and Sport modes
- SYNC Connect⁶
- F-150 STX⁵ returns
- BLIS[®] with trailer coverage and cross-traffic alert⁵

FIRST-IN-CLASS

- High-strength, military-grade, aluminum alloy body and cargo box
- 360-degree camera with Split-view Display⁵
- Remote tailgate release⁵
- Inflatable rear-seat outboard safety belts⁵

BEST-IN-CLASS

- 470 lb.-ft. of torque
- Gas fuel-efficiency rating of 9.3L/100 km (30 mpg) hwy⁷
- Max. payload capacity of 3,270 lbs. (1,483 kg)⁸
- Ford F-Series has been Canada's best-selling truck for 51 years

CLASS-EXCLUSIVE

- Pro Trailer Backup Assist⁵
- LED sideview mirror spotlights⁵
- Active park assist⁵
- Tailgate step⁵
- Smart Trailer Tow Connector⁵
- Twin-panel moonroof⁵
- BoxLink[™] with premium locking cleats⁵
- Stowable loading ramps⁵
- Adaptive cruise control & forward collision warning with brake support⁵

LARIAT SuperCrew[®] 4x4 in Ingot Silver Metallic with Chrome Package, 20" chrome-like PVD wheels and available equipment. ¹6000-series aluminum alloy. ²Class is Full-Size Pickups under 8,500 lbs. (3,856 kg) GVWR based on Ford segmentation. ³Maximum capacity when properly equipped. See your Ford of Canada Dealer for specific equipment and other limitations. ⁴12.3L/100 km city and 9.2L/100 km hwy (23 mpg city/31 hwy), 2.7L EcoBoost 4x2, 2016 model. Fuel consumption ratings based on Government of Canada approved test methods. Actual fuel consumption will vary. ⁵Available feature. ⁶SYNC[®] Connect, an optional feature on select F-150 models, includes SYNC Connect service for five years; after which fees apply. ⁷12.2L/100 km city and 9.3L/100 km hwy (23 mpg city/30 hwy), 2.7L EcoBoost 4x2. Fuel consumption ratings based on Government of Canada approved test methods. Actual fuel consumption will vary.

BUILT FORD TOUGH.®

Climb into any 2017 F-150 – from the hard-working XL through the finely crafted LIMITED – and ride on the strongest frame ever created for it. A fully boxed, modular foundation comprised of up to 78% high-strength steel. This sturdy metal infuses the 8 rugged crossmembers (5 are through-welded) and large cross-section frame rails. It forms a perfect platform for our revolutionary truck body and cargo box made from high-strength, military-grade, aluminum alloys. A formulation that doesn't rust. And resists corrosion. In other words, it's engineered to last.

We build F-150 this way because we know what you do to your trucks. At work, you punish them. At play, you push them. Pulling and carrying the heaviest of loads. So it's good to know you're starting with a truck that's already passed our toughest tests. Over 16,000,000 kilometres of them. And continues to pass yours. From sunrise to sunset – and beyond – you can count on Ford F-150 to tow, haul, work and play like no other.



XLT SuperCrew® 4x4 in Ingot Silver Metallic with XTR Package and available equipment.

2ND GEN ECOBOOST

It's true. The best never rest. Our latest proof point: an all-new, 2nd-generation 3.5L EcoBoost® engine¹ that delivers a best-in-class 470 lb.-ft. of torque (50 lb.-ft. more than its predecessor). Across the speed range, that torque is the same or better than the previous 3.5L EcoBoost. Equally noteworthy: this all-new engine is teamed with an all-new, Ford built, 10-speed SelectShift® automatic transmission¹ for exceptional driveability.

With improved acceleration, plus better low-end and peak performance, our most advanced EcoBoost engine yet is exactly what's needed for hauling heavy loads and towing heavy trailers. To optimize fuel usage, standard Auto Start-Stop Technology can shut off the engine when the truck comes to a complete stop. Tuned for truck applications, it will not intervene in tow/haul mode, 4-wheel drive (4WD), or other circumstances that require the engine to drive essential components.

BEST-IN-CLASS

**470
LB.-FT.
TORQUE**

**375
HORSE
POWER**



2.7L ECOBOOST

With a best-in-class gas fuel-efficiency rating of 9.3L/100 km hwy,² this high-output, direct-injection twin-turbo engine¹ delivers impressive horsepower and torque numbers. Plus, up to 8,500-lb. (3,856-kg) max. towing capacity.³ And up to 2,210-lb. (1,002-kg) max. payload capacity.³ It's fuel efficiency – that works. Strength and durability come from compacted graphite iron (CGI) that forms the upper engine block and cylinders.

**375
LB.-FT.
TORQUE**

**325
HORSE
POWER**

A new dual injection system features both direct injection and port fuel injection. Two injectors per cylinder – one mounted in the intake port where air enters and another positioned inside the cylinder – work together to improve power output and efficiency.

A dual-chain cam drive, with less complexity than the single serpentine chain it replaces, helps to reduce overall NVH of the 2nd-generation 3.5L EcoBoost engine.

An all-new roller-finger follower valvetrain features more durable intake and exhaust valves, and hydraulic valve-lash adjusters that optimize engine durability over the life of the truck.

All-new twin turbochargers deliver more boost thanks to improved turbos and a lighter turbine wheel. New turbos work seamlessly with electric-activated wastegates, enhancing operating efficiency. And the lighter turbine wheel, made of high-temperature super alloy Mar-M-247 – developed by the aerospace industry – improves responsiveness.

A more robust lower-end structure – upgraded crankshaft, bearing system and beefier connecting rod undercuts – helps to significantly increase the output of the 3.5L EcoBoost.


¹Available feature. ²12.2L/100 km city and 9.3L/100 km hwy (23 mpg city/30 hwy) 2.7L EcoBoost 4x2. Fuel consumption rating based on Government of Canada approved test methods. Actual fuel consumption will vary. ³2.7L EcoBoost engine. Maximum capability when properly equipped. Weight of additional options, equipment, passengers and cargo must be deducted from this weight. See your Ford of Canada Dealer for specific equipment and other limitations.

10 SPEEDS. COUNTLESS INNOVATIONS.

Continuing its relentless pace of innovation, the 2017 Ford F-150 debuts an all-new 10-speed SelectShift® automatic transmission¹ – the first production 10-speed RWD planetary transmission. Created with high-strength steel, along with aluminum alloys and composites, this all-new gearbox is paired with the all-new, 2nd-generation 3.5L EcoBoost® engine to deliver higher average power for acceleration – improving responsiveness and performance.

With a wide-ratio span and optimized gear spacing, including 3 overdrive gears, the 10-speed SelectShift automatic helps improve fuel efficiency² at highway speeds and during city driving, while maintaining max. towing capability at 12,200 lbs. (5,534 kg).³ 10 speeds, along with an improved tow/haul mode, also help enhance confidence while towing. An all-new electronic control system in the transmission features real-time adaptive shift-scheduling algorithms engineered to select the right gear at the right time, including skip-shift and direct downshift capability.

There's already a truckload of reasons why the 2017 Ford F-150 is like no other pickup. An all-new 3.5L EcoBoost engine teamed with an all-new 10-speed SelectShift automatic add 2 more. With more than 20 patents approved or pending, this innovative powertrain is right at home in The Future of Tough.



The 10-speed architecture, featuring a Ford patented power flow and Ford patented direct-acting hydraulic controls, is designed for optimum ratio progression and efficiency and provides more accurate – and quicker – upshift and downshift capability.

An integrated electric pump works with the included Auto Start-Stop Technology to keep the transmission staged for seamless restarts and improved driving efficiency.

Progressive range select lets you select the operating range for automatic shifting (In Drive). Combined with SelectShift operation in manual mode, the 10-speed delivers a class-leading level of driver control.

An off-axis variable displacement pump and a patented ultra-low-viscosity automatic transmission fluid (ATF) improve operating efficiency. Combined with a high-efficiency filtration system, the transmission has a fluid change interval of 240,000 km.

Proven durability comes from conventional gear and clutch designs, with clever engineering providing 10 speeds in nearly the same package envelope as the previous 6-speed.

¹Available feature. ²12.7L/100 km city and 9.5L/100 km hwy (22 mpg city/30 hwy), 3.5L EcoBoost 4x2. Fuel consumption ratings based on Government of Canada approved test methods. Actual fuel consumption will vary. ³When properly equipped.

PURPOSEFUL POWER.

With 4 available engines, you can equip your 2017 F-150 with one that closely aligns with your wants and needs. All deliver capability and efficiency. Two EcoBoost® engines¹ provide remarkably balanced performance, blending potent low-end torque with impressive efficiency. Ford EcoBoost engines now power over 1,000,000 F-150 trucks. The all-new, 2nd-generation 3.5L EcoBoost tows 12,200 lbs. (5,534 kg).² The 2.7L produces 325 horsepower. Both can handle whatever you throw at them.

By improving power-to-weight ratios from the previous generation,³ each F-150 engine can devote more power to your job. But that's not all. Lightweighting helps improve fuel efficiency. As does twin independent variable camshaft timing (Ti-VCT). Plus, Active Grille Shutters that can close at cruising speed to reduce drag. A Sport mode on both automatic transmissions, along with available SelectShift® capability, make all that power easy to engage. On the 5.0L-equipped⁴ F-150, a class-exclusive CNG/Propane Gaseous Engine Prep Package^{1,4} readies your truck to be upfit for compressed natural gas (CNG), propane autogas, or as a bi-fuel vehicle with the ability to seamlessly switch between CNG or propane and gasoline.

3.5L Ti-VCT

This highly capable standard engine is designed for impressive power and durability. Twin independent variable camshaft timing (Ti-VCT) provides torque across a wide rpm range, as well as exceptional efficiency.

1,910 lbs. (866 kg) – Max. payload capacity²
7,600 lbs. (3,477 kg) – Max. towing capability²
282 hp @ 6,250 rpm
253 lb.-ft. of torque @ 4,250 rpm
9.7L/100 km (29 mpg) – 4x2 hwy⁵
13.2L/100 km (21 mpg) – 4x2 city⁵
10.6L/100 km (27 mpg) – 4x4 hwy⁵
14.0L/100 km (20 mpg) – 4x4 city⁵

2.7L ECOBOOST

Specially designed components such as a variable-displacement oil pump, and piston connecting rods that use an offset I-beam, provide the strength to manage peak engine power levels while reducing weight for better responsiveness.

2,210 lbs. (1,002 kg) – Max. payload capacity²
8,500 lbs. (3,856 kg) – Max. towing capability²
325 hp @ 5,750 rpm
375 lb.-ft. of torque @ 3,000 rpm
9.3L/100 km (30 mpg) – 4x2 hwy⁵
12.2L/100 km (23 mpg) – 4x2 city⁵
10.2L/100 km (28 mpg) – 4x4 hwy⁵
13.1L/100 km (22 mpg) – 4x4 city⁵

5.0L Ti-VCT

Mid-lock variable cam timing enhances fuel efficiency while maintaining this trusted engine's power, and hardy low-end torque. Cast exhaust manifolds and a unique engine oil cooler allow for heavy-duty use and durability.

3,270 lbs. (1,483 kg) – Max. payload capacity²
11,000 lbs. (4,990 kg) – Max. towing capability²
385 hp @ 5,750 rpm
387 lb.-ft. of torque @ 3,850 rpm
10.6L/100 km (27 mpg) – 4x2 hwy⁵
15.4L/100 km (18 mpg) – 4x2 city⁵
11.3L/100 km (25 mpg) – 4x4 hwy⁵
15.9L/100 km (18 mpg) – 4x4 city⁵

2ND-GEN. 3.5L ECOBOOST

With a completely new internal architecture, the workhorse of the F-150 lineup delivers increased performance and improved driveability.

3,220 lbs. (1,461 kg) – Max. payload capacity²
12,200 lbs. (5,534 kg) – Max. towing capability²
375 hp @ 5,000 rpm
470 lb.-ft. of torque @ 2,500 rpm
9.5L/100 km (30 mpg) – 4x2 hwy⁵
12.7L/100 km (22 mpg) – 4x2 city⁵
10.3L/100 km (27 mpg) – 4x4 hwy⁵
13.6L/100 km (21 mpg) – 4x4 city⁵

FLEX FUEL



LARIAT SuperCrew® 4x2 in Ruby Red Metallic Tinted Clearcoat with Chrome Package and available equipment. ¹Available feature. ²When properly equipped. ³Based on comparison of 2014 vs. 2017 torque and curb weight. ⁴Available feature. Vehicle will be equipped with the standard factory gasoline fuel system. This package does not include CNG/propane fuel tanks and lines, which are supplied, installed and warranted by an authorized CNG/propane Qualified Vehicle Modifier (QVM). ⁵Fuel consumption ratings based on Government of Canada approved test methods. Actual fuel consumption will vary for all ratings. Fuel consumption ratings for vehicles equipped with a Payload Package will vary.

4xFORCE.

On XL through PLATINUM F-150 4x4 models, the “FX4 Off-Road” decals¹ on your pickup box let everyone know you’re ready for serious off-road adventuring. The FX4 Off-Road Package² equips your truck to get out there with an electronic-locking rear differential, underbody skid plates that help protect the front differential, transfer case and fuel tank, Hill Descent Control™ and off-road-tuned front shock absorbers. Monitor all the action from the driver’s seat on the off-road display in the 8" productivity screen.² Check your truck’s pitch, roll, steering angle and driveline status as you navigate the trail.

To better navigate tight spots on the trail, just utilize the 360-degree camera with Split-view Display.^{2,3} Four cameras give you a 360° bird’s-eye view around F-150, helping you manoeuvre down narrow off-road trails. To keep your view clear of dust and mud, the forward-facing camera includes a lens washer that’s activated whenever the windshield washers are used.



XLT SuperCrew® 4x4 in Ingot Silver Metallic with FX4 Off-Road Package, XLT SPORT Package and available equipment. Driver-assist features are supplemental and do not replace the driver’s attention, judgment and need to control the vehicle. Try to avoid water higher than the bottom of the hubs and proceed slowly. Refer to your owner’s manual for detailed information on driving through water. ¹FX4 Off-Road decals not included when ordered with the XTR Package. ²Available feature. ³Can only be used at speeds up to 10 km/h.

With its high-strength-steel frame, torque-rich engines and advanced towing technologies, the 2017 Ford F-150 helps you keep your trailer where it belongs. In line. Equip F-150 with the 2nd-generation 3.5L EcoBoost® engine¹ and Max. Trailer Tow Package,⁴ and you'll have a max. towing capacity of 12,200 lbs. (5,534 kg).² Towing confidence is enhanced by BLIS® (Blind Spot Information System) with new trailer coverage,^{1,3} and by the stabilization benefits of an integrated trailer brake controller⁴ and standard trailer sway control.⁴

To maintain a consistent speed on steep grades, lock out upper gears with the progressive range select feature on the 6-speed SelectShift® automatic^{1,5} and all-new 10-speed SelectShift automatic transmissions.¹ Both also feature tow/haul mode, for use when the truck is heavily loaded or when towing – which should be often with F-150. Standard hill start assist prevents you from rolling back on a grade by momentarily maintaining brake pressure until the engine delivers enough torque to move F-150 up the hill. Trucks equipped with the trailer brake controller⁶ can automatically apply the trailer brake, too.

READY, SET, TOW 12,200 LBS. MAX. TOWING



KING RANCH™ SuperCrew® 4x4 in Blue Jeans Metallic/Caribou Metallic two-tone with available equipment. Driver-assist features are supplemental and do not replace the driver's attention, judgment and need to control the vehicle. See technical specifications for payload and towing capacity limitations. ¹Available feature. ²Maximum capacity when properly equipped. See your Ford of Canada Dealer for specific equipment and other limitations. ³BLIS replaces standard integrated blind spot mirrors. ⁴Remember that even advanced technology cannot overcome the laws of physics. It's always possible to lose control of a vehicle due to inappropriate driver input for the conditions. ⁵Not available with standard 3.5L Ti-VCT engine. ⁶Trailer brake controller verified to be compatible with electrically actuated drum brakes and certain electric-over-hydraulic brake systems. See your Ford of Canada Dealer for details.



TOW-TO-TOW TECHNOLOGY.

Ford F-150 enhances your trailer-towing proficiency with smart technology. Easily line up truck and trailer with the black dashed line and curved white lines of dynamic hitch assist.¹ Our 360-degree camera with Split-view Display¹ works at low speeds in Forward and Reverse. Four cameras¹ let you see all sides of F-150 on the 8" colour screen¹ in the centre stack. A Smart Trailer Tow Connector¹ provides instrument cluster alerts about trailer connection status, along with lighting and trailer battery alerts and warnings. If something needs attention, you'll see it. Front and centre.

Leveraging this advanced camera technology with electric power-assisted steering (EPAS), Pro Trailer Backup Assist™¹ makes the challenge of backing up a trailer easier than ever. At a job site, into a garage, at a wooded campsite with a crowd watching, or almost anywhere. To operate the system once programmed, rotate the control knob to indicate how much the system should turn the trailer. Pro Trailer Backup Assist then automatically straightens the truck and trailer to put you on your intended path. The system may limit vehicle speed to enhance comfort and control over a variety of surfaces. The result: less time to back up a trailer with improved confidence, even for experts.

XLT SuperCrew® 4x4 in Ingot Silver Metallic with FX4 Off-Road Package, XLT SPORT Package and available equipment. Driver-assist features are supplemental and do not replace the driver's attention, judgment and need to control the vehicle. ¹Available feature.



Ford F-150 delivers best-in-class payload. Twice. When equipped with the 5.0L engine¹ and Heavy-Duty Payload Package,¹ F-150 leads all competitors with 3,270-lb. (1,483-kg) max. payload.² Next up? A similarly equipped F-150 with the 3.5L EcoBoost® engine¹ at 3,220-lb. (1,470-kg) max. payload.² Carry up to 2,210 lbs.² (1,002 kg) with the 2.7L EcoBoost Payload Package.¹

Managing all that load is easy thanks to the best pickup box access in the class. To access the 77.4 cu. ft. (2,191 litres) of cargo volume,¹ steps are available on all 3 sides¹ and include deployable box side steps¹ for all box lengths. Our class-exclusive tailgate step,¹ fully integrated inside the tailgate, is virtually invisible when not in use. The grab handle is also stored inside the tailgate, which creates a flat surface for easier loading and a convenient work surface. When needed, the tailgate step drops down in one easy motion.

BEST-IN-CLASS 3,270 LBS. MAX. PAYLOAD



XL Regular Cab 4x2 in Caribou Metallic with XL Chrome Package and available equipment. See technical specifications for payload and towing capacity limitations. ¹Available feature. ²When properly equipped.



WALL-TO-WALL INNOVATION.

Innovative features make accessing and managing your load incredibly easy in F-150. Our industry-first remote tailgate release¹ with power remote locking opens the tailgate with your key fob. Lock, unlock and lower it, hands-free. When activated, the tailgate gradually lowers. LED cargo box lighting¹ smartly illuminates the box with forward-facing LEDs. Turn them on, along with additional lights centred above the rear window, with a switch in the bed or on the headlight control in the cab. The LED illumination helps you quickly find tools or other items and is particularly helpful with a tonneau cover.¹

Class-exclusive stowable loading ramps¹ help you ramp-up with ease. After attaching the ramps securely to the tailgate, you can load dirt bikes and ATVs simply and easily – without having to lift them into the bed. When done, stow the ramps with class-exclusive BoxLink™¹ with locking cleats. Interface plates inside the box allow you to attach S hooks, E-Track™ straps and so much more. Four removable and lockable premium cleats provide additional tie-down points to secure your cargo. You can also utilize the BoxLink interface plates when using the bed divider.¹ With so much smart functionality inside this box, you choose what's best for you.



¹Available feature.

TOUGH LOOKS OUT FOR YOU.

The 2017 Ford F-150 is here to help. Advanced driver-assist features¹ encourage your alertness. Sophisticated radar⁴ calls attention to vehicles in your blind spots. And a strategically placed camera⁴ monitors your position on the road. They're constantly at your service as you tow your trailer, stay centred in your lane or attempt to change lanes, and keep a safe distance from the vehicle in front of you.

AdvanceTrac® with RSC® (Roll Stability Control™) and Curve Control² is standard on every F-150. Providing enhanced stability in a wide range of conditions, AdvanceTrac with RSC selectively applies individual brakes and modifies engine power to help keep all 4 wheels firmly planted. For enhanced control going into turns, Curve Control can sense when you're taking a turn too fast and slow the truck's speed by as much as 16 km/h in about a second to help you maintain control.

Our Lane-Keeping System¹⁻⁴ can detect lane markings with a forward-facing camera and apply torque to the steering wheel if it senses F-150 drifting unintentionally out of its lane. If needed, it can also send gentle vibration pulses to the wheel to prompt you to steer back toward centre. A Driver Alert System⁴ also monitors your driving behaviour – including the crossing of lane markings and other factors – and warns you in the message centre if you could use a break from driving.

Trailer sway control helps you handle all that weight when towing. The system monitors the motions of the truck to detect trailer sway and selectively brakes as needed,² helping you maintain control of the truck and the trailer.

BLIS® (Blind Spot Information System) with new trailer coverage^{1,3} notifies you with a light in either sideview mirror if its radar sensors detect a vehicle in the corresponding blind spot. Optimized for F-150, the range of BLIS can be extended to include a conventional trailer, once programmed into the system. And when not towing, cross-traffic alert – part of the system – notifies you of a vehicle approaching from either side as you slowly back F-150 out of a parking spot.

Adaptive cruise control helps maintain your choice of speed and preset gap from the vehicle in front of you. It can also alert you to a potential collision. If one is detected, adaptive cruise control & forward collision warning with brake support³ flashes a warning via a heads-up display on the windshield, sounds an alarm, and can pre-charge the brake system to provide full responsiveness when you do brake.

LARIAT SuperCrew® 4x4 in Magnetic Metallic with LARIAT Chrome Package and available equipment. Driver-assist features are supplemental and do not replace the driver's attention, judgment and need to control the vehicle. ¹Available feature. ²Remember that even advanced technology cannot overcome the laws of physics. It's always possible to lose control of a vehicle due to inappropriate driver input for the conditions. ³BLIS replaces standard integrated blind spot mirrors. ⁴Lane-Keeping System does not control steering.

LET'S YOUR WORDS WORK AS HARD AS YOU DO.

SYNC 3

In addition to all the voice-activated benefits of SYNC®^{1,2} – placing and answering calls, and controlling music from your devices – you'll love the easy-to-use interface of SYNC 3.^{1,2} An 8" colour LCD screen displays phone, audio and navigation⁴ features. Enhanced voice recognition lets you give simple commands. A capacitive touchscreen includes a convenient swipe feature, as well as pinch-to-zoom functionality within navigation.¹ SYNC 3 also brings you the options of Apple CarPlay™³ and Android Auto.™⁴

SYNC Connect

With a SYNC Connect⁵ equipped F-150, you can use the FordPass® app to track your truck's location and remotely access features such as start, lock and unlock, and vehicle status including fuel level and approximate odometer reading. You can also schedule specific times to remotely start your F-150 so it's ready to hit the road (or trail) as soon as you are.

SYNC AppLink

Use your voice to control select compatible mobile apps, thanks to SYNC AppLink.™^{1,6}

Siri Seamless Integration

Bring the power of Siri® into F-150 with Siri Eyes Free,⁷ your paired iPhone® and a long press of the voice recognition button on the steering wheel.

Automatic Updates Over Wi-Fi

Keep SYNC 3 current with the latest software as new updates become available.⁸ All you need is a Wi-Fi® connection.

¹Available feature. ²Don't drive while distracted. Use voice-operated systems when possible; don't use handheld devices while driving. Some features may be locked out while the vehicle is in motion. Not all features are compatible with all phones. Message and data rates may apply. SYNC voice recognition and screens available in English, French and Spanish. ³Requires phone with compatible version of Apple iOS and active data service. SYNC does not control Apple CarPlay while in use. Apple is solely responsible for their functionality. Message and data rates may apply. ⁴Requires phone with compatible version of Android Auto and active data service. SYNC does not control Android Auto while in use. Google and other third parties are responsible for their respective functionality. Message and data rates may apply. ⁵SYNC Connect is an optional feature on select F-150 models and includes

SYNC Connect service, for 5 years from the vehicle sale date as recorded by the dealer. Subscription fees apply after 5 years. FordPass is available to download via the App Store® or Google Play.™ Message and data rates may apply. Service may be limited by mobile phone network coverage area. To learn more about where FordPass can take you, visit www.fordpass.ca. ⁶SYNC AppLink is compatible with select smartphone platforms and requires compatible apps to be installed and running on a capable smartphone while connected to SYNC. Commands may vary by phone and AppLink software. Message and data rates may apply. ⁷Requires SYNC 3. ⁸Optional Navigation System map updates cannot be received via Wi-Fi and require a separate update. Data rates may apply.



DO YOUR BEST. THEN REAP THE REWARDS.

They're abundant in the 2017 Ford F-150 PLATINUM. Starting with 10-way power, heated and cooled, multicontour leather-trimmed driver and front-passenger seats in rich Luxury leather. A large flow-through front centre console with leather-trimmed console lid includes a leather-wrapped floor shifter. An aluminum appliqué brightens the centre stack and console, while ambient lighting brightens the interior footwells and other areas in one of 7 hues. Even the rear outboard seats are heated. New SYNC® Connect is standard. As is an Audio System from Sony® with 10 speakers including subwoofer. The list goes on and on.

PLATINUM is just 1 of 6 distinct trim levels of the hard-working cabin of Ford F-150. There's the work-tough XL, rugged XLT, well-appointed LARIAT, Southwestern luxury of KING RANCH,™ urban refinement of PLATINUM, and ultimate luxury of LIMITED. One is certain to be just the right fit for you. SuperCrew® and SuperCab models with the 40/20/40 seating configuration accommodates up to 6. Ergonomically optimized front seating enhances comfort. Storage space abounds in the enormous centre console¹ and storage pockets throughout the cabin. Enjoy a vast twin-panel moonroof¹ on SuperCrew. Heated steering wheel.¹ 8" productivity screen.¹ And so much more.

PLATINUM SuperCrew 4x4 leather-trimmed interior in Brunello with available equipment. ¹Available feature.



ALL-AROUND PRODUCTIVITY.

Day or night, the advanced features of the 2017 Ford F-150 help to enhance work. And play. Check individual pressure in each tire with the standard Individual Tire Pressure Monitoring System.¹ You'll be notified through the 8" productivity screen² in the instrument cluster if any tire's pressure is low. A numerical value will even tell you how low. Power up tools and battery chargers with high-power 110-volt power outlets² that provide up to 400 watts.

Light your work site well into the night with class-exclusive LED sideview mirror spotlights,² which provide the needed illumination to set up camp after dark or finish a job after sunset. Accent the standard LED lighting inside F-150 with natural light from the expansive twin-panel moonroof.² In SuperCrew,[®] rear-seat passengers can enjoy 43.6" (1,107 mm) of spacious leg room. To utilize the rear space even more, fold one seat up to accommodate gear, while a passenger uses the other.



¹Excludes spare. ²Available feature.

STX APPEAL.

Style that works always maintains its appeal. That's why we're proud to reintroduce the F-150 STX Package.¹ With all of the rugged capability you expect from a truck with the F-Series name, the stylish STX is back for another tour of duty in the legendary F-150 lineup. Its monochromatic exterior, Black billet-style grille, foglights, rear privacy glass, STX cargo box decals and 20" machined aluminum wheels with Flash Grey-painted pockets define the signature STX look.

Inside, an exclusive STX interior includes unique Black Sport cloth 40/console/40 front seating, plus a flow-through centre console and steering column-mounted gear shifter. Enhanced capability comes from the 8" colour LCD touchscreen of SYNC® 3.² Its capacitive screen includes a convenient swipe feature. Think confident capability – with a touch of swagger.



STX SuperCab 4x4 in Lightning Blue Metallic with available equipment. ¹Available feature. ²Don't drive while distracted. Use voice-operated systems when possible; don't use handheld devices while driving. Some features may be locked out while the vehicle is in motion. Not all features are compatible with all phones. Message and data rates may apply. SYNC voice recognition and screens available in English, French and Spanish.

TRIMS

XL



STX



STANDARD

- Carbon Black front fascia, grille and bumpers
- 17" Silver steel wheels
- 40/20/40 split front seat (standard)
- 40/console/40 front bucket seats (available)

SPORT

- Body-colour front fascia and bumpers
- Foglights
- 17" Silver-painted aluminum wheels
- SPORT box decals
- 40/20/40 split front seat (standard)
- 40/console/40 front bucket seats (available)

CHROME

- Body-colour front fascia
- Chrome bumpers
- Foglights
- 17" Silver-painted aluminum wheels
- 40/20/40 split front seat (standard)
- 40/console/40 front bucket seats (available)

STX

- Black billet-style grille with body-colour surround and Black mesh insert
- Body-colour front fascia and bumpers
- Foglights
- Rear privacy glass
- STX box decals
- 20" machined aluminum wheels with Flash Grey-painted pockets
- 40/console/40 front bucket seats

Below: STX SuperCab unique cloth-trimmed interior in Black with available equipment.



XLT



STANDARD

- Chrome grille with chrome surround and Black mesh insert
- Chrome bumpers
- Body-colour upper fascia
- Black front tow hooks (4x4)
- 17" Silver-painted aluminum wheels
- 40/20/40 split front seat (standard)
- 40/console/40 front bucket seats (available)

SPORT

- Black billet-style grille with body-colour surround and Black mesh insert
- Body-colour bumpers and wheel-lip mouldings
- Black front tow hooks (4x4)
- Accent-colour step bars
- 18" 6-spoke machined aluminum wheels with Magnetic-painted pockets
- SPORT box decals
- 40/console/40 front bucket seats with floor shifter

XTR

- Chrome billet-style grille with chrome surround and Black mesh insert
- Chrome bumpers, front tow hooks (4x4), steps bars and exhaust tip
- 18" chrome-like PVD wheels
- 40/20/40 split front seat (standard)
- 40/console/40 front bucket seats (available)

SPECIAL EDITION

- Black running boards
- Tarnished Dark-painted billet-style grille with Black mesh insert
- Body-colour door and tailgate handles, bumpers, front fascia and wheel-lip mouldings
- Bodyside decals
- Chrome exhaust tip
- 20" premium Tarnished Dark-painted aluminum wheels
- Unique interior finish
- 40/console/40 front bucket seats with floor shifter
- Black cloth seats with Red accents

Below: XLT SuperCrew® cloth-trimmed interior in Medium Earth Grey with available equipment.



TRIMS

LARIAT



STANDARD

- Chrome 3-bar-style grille with chrome surround and Black mesh insert
- Chrome bumpers
- Black front tow hooks (4x4)
- Body-colour sideview mirror caps and door and tailgate handles
- 18" machined aluminum wheels with Silver-painted pockets
- 40/console/40 front bucket seats with floor shifter (standard)
- 40/20/40 split front seat (available)

SPORT

- Magnetic 3-bar-style grille with Magnetic surround and Black mesh insert
- Body-colour bumpers
- Black front tow hooks (4x4)
- Accent-colour angular step bars
- 18" 6-spoke machined aluminum wheels with Magnetic-painted pockets
- SPORT box decals
- 40/console/40 front bucket seats with floor shifter

CHROME

- Chrome 3-bar-style grille with chrome surround and chrome mesh insert
- Chrome bumpers, front tow hooks (4x4), sideview mirror caps, angular step bars and exhaust tip
- Chrome door and tailgate handles
- 18" chrome-like PVD wheels
- 40/console/40 front bucket seats with floor shifter (standard)
- 40/20/40 split front seat (available)

SPECIAL EDITION

- Black running boards
- Body-colour bumpers
- Headlights with dark housings
- Tarnished Dark-painted grille with Red accents
- Unique bodyside and hood decals, and fender and tailgate badging
- Chrome exhaust tip
- 20" premium Tarnished Dark-painted aluminum wheels
- 40/console/40 front bucket seats with floor shifter
- Black leather-trimmed seats with Alcantara® inserts and Red accents

Below: LARIAT SuperCrew® leather-trimmed interior in Medium Light Camel with available equipment.



KING RANCH™



STANDARD

- Chrome 3-bar-style grille with chrome surround and Caribou mesh insert
- Caribou front bumper with chrome insert and Caribou rear bumper
- Black front tow hooks (4x4)
- Body-colour sideview mirror caps and door and tailgate handles
- Caribou wheel-lip mouldings
- Chrome exhaust tip
- Two-tone paint with Caribou lower-accent colour
- 18" machined aluminum wheels with Silver-painted pockets
- 40/console/40 front bucket seats with floor shifter

CHROME

- Chrome 3-bar-style grille with chrome surround and chrome mesh insert
- Caribou front bumper with chrome insert and Caribou rear bumper
- Chrome front tow hooks, sideview mirror caps, and door and tailgate handles
- Bright beltline mouldings
- Caribou wheel-lip mouldings
- Satin-aluminum-finish tailgate appliqué
- Two-tone paint with Caribou lower-accent colour
- Chrome-like PVD wheels
- 40/console/40 front bucket seats with floor shifter

MONOCHROMATIC

- Chrome 3-bar-style grille with chrome surround and chrome mesh insert
- Chrome bumpers, front tow hooks, sideview mirror caps, and door and tailgate handles
- Bright beltline mouldings
- Body-colour wheel-lip mouldings
- Satin-aluminum-finish tailgate appliqué
- Monochromatic paint
- Chrome-like PVD wheels
- 40/console/40 front bucket seats with floor shifter

Below: KING RANCH SuperCrew leather-trimmed interior in Antiqued Mesa Brown with available equipment.



TRIMS

S : Standard A : Available

PLATINUM



- Satin-aluminum-finish 3-bar-style grille with chrome accents and bright mesh insert
- Body-colour front bumper with chrome insert and body-colour rear bumper
- Chrome front tow hooks, sideview mirror caps, exhaust tip, and door and tailgate handles
- Bright beltline mouldings
- Power-deployable running boards
- Body-colour wheel-lip mouldings
- Satin-aluminum-finish tailgate appliqué
- 20" polished aluminum wheels
- Multicontour 40/console/40 front bucket seats with floor shifter

Below: PLATINUM SuperCrew® leather-trimmed interior in Brunello with available equipment.












LIMITED



- LIMITED hood lettering and tailgate badging
- Body-colour front bumper with chrome insert and body-colour rear bumper
- Chrome front tow hooks and exhaust tip
- Satin-aluminum-finish 3-bar-style grille with chrome surround and Black mesh insert
- Satin-chrome door and tailgate handles
- Bright beltline mouldings
- Body-colour sideview mirror caps
- Power-deployable running boards
- Satin-aluminum-finish tailgate appliqué
- 22" polished aluminum wheels
- Multicontour 40/console/40 front bucket seats with floor shifter

Below: LIMITED SuperCrew leather-trimmed interior in Mojave with available equipment.



									
	Regular Cab	SuperCab	SuperCrew	5½' Box Size	6½' Box Size	8' Box Size	40/20/40 split front seat	40/console/40 front bucket seats	40/console/40 front bucket seats with floor shifter
XL	A	A			A	A	S	A	
STX		A			A			S	
XLT	A	A	A	A	A	A	S	A	A
LARIAT		A	A	A	A	A	A		S
KING RANCH™			S	A	A				S
PLATINUM			S	A	A				S
LIMITED			S	S					S

STANDARD FEATURES

Mechanical
160,000-km tune-up interval (under normal driving conditions with routine fluid and filter changes)
Active Grille Shutter System (upper shutters with 3.5L Ti-VCT V6 and 5.0L Ti-VCT V8; upper and lower shutters with 2.7L EcoBoost® V6 and 3.5L EcoBoost V6)
Axle – Rear, non-limited slip
Brakes – 4-wheel disc with ABS and electronic brakeforce distribution (EBD)
Easy Fuel® capless fuel filler
Engine block heater
Exhaust – Stainless steel exhaust system (major components)
Fail-Safe Engine Cooling System
Fully boxed steel frame
Horn – Dual note
Jack – 2-ton mechanical
Parking brake – Mechanical (with 5.0L Ti-VCT V8 and 3.5L EcoBoost V6 engines); electric (with 3.5L Ti-VCT V6 and 2.7L EcoBoost V6 engines)
Shocks – Gas-pressurized twin-tube front and staggered, outboard-mounted rear shock absorbers
Spare wheel and tire with lock and rear under-frame carrier
Stabilizer bar – Front
Steering – Electric power-assisted rack-and-pinion
Suspension – Front, long-spindle, double-wishbone coil-over-shock, independent
Suspension – Rear, 2-stage variable-rate leaf springs
Trailer towing – 4-pin wiring, ball-mounting provisions in rear bumper

Driver-Assist Technology

Hill start assist
Interior
Air conditioning
Assist/grab handles – Driver and right-front passenger
Assist/grab handles – Rear outboard positions (SuperCrew®)
Cabin air filter
Coat hooks (2)
Cupholders – 2 in front and 1 in each front-door map pocket
Display – Outside temperature
Door-sill scuff plates – Colour-coordinated
Front-door map pockets
Gauges for fuel, oil pressure, transmission and engine coolant temperature; tachometer; speedometer; and odometer

Glove compartment with light
Lighting – Fade-to-off interior lighting
Lighting – LED front dome/map lights
Lighting – Illuminated entry
Overhead console with storage bins and map lights (SuperCab and SuperCrew only)
Power outlet – 12-volt powerpoint in front

Exterior

Headlights – Daytime running lights
Front licence plate bracket
Pickup box – 4 cargo tie downs
Pickup box – Black box top and tailgate mouldings
Pickup box – Stake-bed pockets
Stone guards – Black, front and rear
Tailgate – Lockable and removable
Tow hooks – 2 in front (4x4)
Windshield wipers – Intermittent

Safety and Security

Personal Safety System™ for driver and right-front passenger includes dual-stage front airbags, ¹ safety belt pretensioners, safety belt energy-management retractors, safety belt usage sensors, driver's seat position sensor, crash severity sensor, restraint control module and Front-Passenger Sensing System
AdvanceTrac® with RSC® (Roll Stability Control™) and Curve Control
Airbags – Front-seat side ¹
Airbags – Safety Canopy® System with side-curtain airbags ¹ for all rows and rollover sensor
Alert chimes for headlights-on, key-in-ignition and safety belt
Belt-Minder™ front safety belt reminder
Brake/shift interlock
Fuel pump inertia shutoff switch
Individual Tire Pressure Monitoring System (excludes spare)
LATCH – Lower Anchors and Tether Anchors for Children
Safety belts – 3-point in front (all models) and rear (SuperCab and SuperCrew only)
SecuriLock® Passive Anti-Theft Engine Immobilizer System
Side-intrusion door beams (front all models; front and rear on SuperCrew)
SOS Post-Crash Alert System™
Trailer sway control

BUILD YOUR F-150

	XL	XLT	LARIAT	KING RANCH™	PLATINUM	LIMITED	
S	S						Mechanical
%	%	S					3.5L Ti-VCT V6 engine with flex-fuel capability (n/a with 156.8" or 163.7" WB)
%	%	%	S	S			2.7L EcoBoost V6 engine with Auto Start-Stop Technology (standard 4x2 with 156.8" or 163.7" WB)
O	O	O	O	O	S		5.0L Ti-VCT V8 engine with flex-fuel capability (standard on 4x4 with 156.8" or 163.7" WB)
S	S	S	S	S	S		3.5L EcoBoost V6 engine (n/a 122.4" WB) with Auto Start-Stop Technology (requires electronic 10-speed automatic transmission)
S	S	S	S	S	S		Electronic 6-speed automatic transmission with tow/haul and Sport modes (n/a with 3.5L EcoBoost V6)
S	S	S	S	S	S		Electronic 10-speed automatic transmission with tow/haul and Sport modes (standard on 3.5L EcoBoost V6)
S	S	S					Axle – Rear, 3.15 non-limited slip ²
S	S	S	S	S	S		Axle – Rear, 3.31 non-limited slip ²
S	S	S					Axle – Rear, 3.55 non-limited slip ²
%	%						Axle – Rear, 3.73 non-limited slip ²
O	O	O					Axle – Rear, 3.15 electronic-locking ²
O	O	O	O	O	O		Axle – Rear, 3.31 electronic-locking ²
O	O	O	O	O	O		Axle – Rear, 3.55 electronic-locking ²
O	O	O	O	O	P		Axle – Rear, 3.73 electronic-locking ²
S	S	S					Drivetrain – 4x2
O	O	O	S	S	S		Drivetrain – 4x4
%	%	%	O	O			Fuel tank – 87-litre capacity ²
S	S	S	S	S	S		Fuel tank – Extended-range 136-litre capacity ² (4x4)
S	S	S	S	S	S		SelectShift capability (n/a with 3.5L Ti-VCT V6 engine)
O	O	O	S	S	S		Trailer brake controller ²
S	S						Transfer case – Electronic shift-on-the-fly (ESOF) with neutral towing capability (4x4 only)
		S	S	S	S		Transfer case – 2-speed automatic 4WD (4x4)
S	S						Tires – 245/70R17 BSW all-season (4x2)
S	S						Tires – 265/70R17 OWL all-terrain (4x4)
	P	S	S				Tires – 265/60R18 BSW all-season (4x2)
	P	S	S				Tires – 275/65R18 OWL all-terrain (4x4)
P	O	O					Tires – 275/55R20 BSW all-season ² (4x2)
O	O	O	P				Tires – 275/55R20 OWL all-terrain ² (4x4)
P	O	O		S			Tires – 275/55R20 BSW all-terrain (4x4)
				S			Tires – 275/45R22 BSW all-season
O	O						Tires – LT245/70R17E BSW all-terrain ²
O	O	O	O				Tires – LT275/65R18C OWL all-terrain ²

	XL	XLT	LARIAT	KING RANCH	PLATINUM	LIMITED	
			P	P	P	S	Driver-Assist Technology
			O	O	O	S	360-degree camera with Split-view Display ²
			O	O	O	S	Active park assist ²
							Adaptive cruise control & forward collision warning with brake support ²
		O	O	O	S	S	BLIS® (Blind Spot Information System) with trailer coverage and cross-traffic alert ² (includes LED tail lights)
			P	P	P	S	Lane-Keeping System
P	O	S	S	S	S	S	Pro Trailer Backup Assist™ with trailer hookup light ²
O	O	S	S	S	S	S	Reverse Sensing System ²
P	S						SYNC® Voice Recognition Communications and Entertainment System with 911 Assist®, AppLink, [™] 1 smart-charging USB port and steering wheel-mounted controls ²
P	O	S	S	S	S	S	SYNC 3 with 8" colour LCD capacitive touchscreen in centre stack with swiping capability, 911 Assist, AppLink and 2 smart-charging USB ports
	O	O	S	S	S	S	SYNC Connect ² (requires SYNC 3)
		P	P	S	S	S	Windshield wipers – Rain-sensing
							Seating
S							Front – 2-way adjustable driver and right-front-passenger head restraints
P	S	S	S	S	S	S	Front – 4-way adjustable driver and right-front-passenger head restraints
S	S	O					Front – 40/20/40 front seat with folding armrest
O	O	S	S				Front – 40/console/40 front bucket seats with flow-through console
			P	S	S		Front – Multicontour 40/console/40 front bucket seats with Active Motion® and flow-through console
S	S						Front – 2-way manual driver and right-front-passenger adjust
	P	S	S	S	S	S	Front – 10-way power driver and right-front-passenger adjust
P	S						Front – Manual driver and right-front passenger lumbar ²
		P	S	S	S	S	Front – Power driver and right-front-passenger lumbar ²
		S	S	S	S		Front – Heated and cooled driver and right-front-passenger seats with memory driver's seat ²
S	S						Rear – 60/40 split one-touch flip-up seat (SuperCab and SuperCrew only)
		S	S	S	S	S	Rear – 60/40 split one-touch flip-up seat with underseat storage (SuperCrew includes folding armrest with cupholders)
		P	S	S	S	S	Rear – Heated outboard seats ² (SuperCrew only)
S	S						Trim – Cloth front and rear
		S	S	S	S	S	Trim – Leather front with vinyl rear on SuperCab; leather rear on SuperCrew
O							Trim – Vinyl front and rear

Engines

	3.5L Ti-VCT V6	2.7L EcoBoost V6	5.0L Ti-VCT V8	2nd-Generation 3.5L EcoBoost V6
Configuration	DOHC	DOHC	DOHC	DOHC
Horsepower	282 @ 6,250 rpm	325 @ 5,750 rpm	385 @ 5,750 rpm	375 @ 5,000 rpm
Torque	253 lb.-ft. @ 4,250 rpm	375 lb.-ft. @ 3,000 rpm	387 lb.-ft. @ 3,850 rpm	470 lb.-ft. @ 2,500 rpm
Electronic fuel injection	Sequential multiport	Sequential direct	Sequential multiport	Port fuel and direct
Induction system	Naturally aspirated	Twin-turbocharged intercooled	Naturally aspirated	Twin-turbocharged intercooled
Cylinders	6	6	8	6
Cylinder head	Aluminum	Aluminum	Aluminum	Aluminum
Block material	Aluminum	Compacted graphite iron	Aluminum	Aluminum
Bore/stroke	3.64"/3.45"	3.27"/3.27"	3.63"/3.65"	3.64"/3.45"
Compression ratio	10.8:1	10.0:1	10.5:1	10.0:1
Recommended fuel	Regular unleaded or E85	Regular unleaded	Regular unleaded or E85	Regular unleaded
Transmission	6-speed automatic with tow/haul and Sport modes	6-speed SelectShift® automatic with progressive range select, and tow/haul and Sport modes	6-speed SelectShift automatic with progressive range select, and tow/haul and Sport modes	10-speed SelectShift automatic with progressive range select, and tow/haul and Sport modes

¹Always wear your safety belt and follow airbag warning label instructions. ²Restrictions may apply. See your Ford of Canada Dealer for details.

BUILD YOUR F-150

	XL	XLT	LARIAT	KING RANCH™	PLATINUM	LIMITED	
S							Interior
P							AM/FM stereo with clock (includes 4 speakers on Regular Cab, and 6 speakers on SuperCab and SuperCrew®)
O	S	S					AM/FM stereo/single-CD player with clock (includes 4 speakers on Regular Cab, and 6 speakers on SuperCab and SuperCrew)
			O	S	S	S	AM/FM stereo/single-CD player with clock (includes 5 speakers on Regular Cab, and 7 speakers on SuperCab and SuperCrew), and SiriusXM® with 6-month prepaid subscription
			O	O	S	S	Audio System from Sony,® SiriusXM with 6-month prepaid subscription, HD Radio¹, single-CD player, 10 speakers including subwoofer
			O	O	S	S	Voice-activated Navigation System with pinch-to-zoom capability
			O				Audio Upgrade by KICKER® includes 8" subwoofer with an integrated 100-watt digital amplifier (SuperCab and SuperCrew)
	S	S	S	S	S	S	Accessory delay for power features
			S	S	S	S	Ambient lighting
S				S			Auxiliary audio input jack (n/a with SYNC®)
							Centre console – Flow-through with Antiqued Mesa Brown leather-trimmed lid and floor shifter knob
					S		Centre console – Flow-through with leather-trimmed lid and floor shifter with leather-wrapped knob
					S		Centre console – Flow-through with leather-trimmed lid with VIN plate and floor shifter with leather-wrapped knob
S	S						Climate controls – Manual single-zone
		S	S	S	S	S	Climate controls – Dual-zone electronic automatic temperature control
		S	S	S	S	S	Cupholders – 4 in flow-through centre console
P	S	S	S	S	S	S	Cruise control
S	S						Display – 2.3" productivity screen in instrument cluster
P	P						Display – 4.2" productivity screen in instrument cluster
		S	S	S	S	S	Display – 8" productivity screen in instrument cluster
S	S						Display – 4.2" screen with audio controls in centre stack
P	S	S	S	S	S	S	Display – Compass
			S				Door-sill scuff plates – Metallic insert with KING RANCH lettering and running “W” logo
				S			Door-sill scuff plates – Metallic insert with PLATINUM lettering
				S			Door-sill scuff plates – Metallic insert with illuminated LIMITED lettering
S	O						Flooring – Black vinyl
O	S	S	S	S	S	S	Flooring – Colour-coordinated carpet²
O	S						Flooring – Colour-coordinated carpeted floor mats²
O	O	O	O	O	O	O	Flooring – Floor liners²
				S			Flooring – Front and rear carpeted floor mats with KING RANCH running “W” logo
				S	S		Flooring – Premium carpeted floor mats
		S	S	S	S		Intelligent Access with push-button start
S							Locks – Manual door and tailgate
P	S	S	S	S	S	S	Locks – Power door with autolock, and power tailgate

	XL	XLT	LARIAT	KING RANCH	PLATINUM	LIMITED	
S	S						Mirror – Day/night rearview
O	O	S	S	S	S		Mirror – Auto-dimming rearview²
P	S	S	S	S	S		MyKey®
		S	S	S	S		Power-adjustable accelerator and brake pedals with memory
O	O	S	S	S	S		Power outlets – 110V/400W² (1 on centre stack with 40/20/40 front seat, 1 additional on back of centre console with front bucket seats with flow-through centre console, SuperCab and SuperCrew)
S	S	O					Shifter – Steering column-mounted
	P	S	S	S	S		Shifter – Floor (located in centre console)
S	S	S					Steering column – Manual-tilt/-telescoping with manual locking
		P	S	S	S		Steering column – Power-tilt/-telescoping with memory and electronic locking
	P	S	S	S	S		Steering wheel – Leather-wrapped with audio controls
S	S						Steering wheel – Black urethane
		P	S	S	S		Steering wheel – Heated
		S					Trim – Woodgrain interior trim accents
				S	S		Trim – Aluminum appliquéés on centre panel and console
			S	S	S		Trim – Genuine wood interior trim accents
		P	S	S	S		Universal garage door opener
S							Visors – Driver and front-passenger with passenger-side vanity mirror
	S						Visors – Driver and front-passenger with covered vanity mirrors
		S	S	S	S		Visors – Driver and front-passenger with covered, illuminated vanity mirrors
S							Windows – 2nd-row fixed (SuperCab)
S							Windows – Manual
P	S	S	S	S	S		Windows – Power with front one-touch-up/-down feature
S		S					Windows – Rear, fixed glass with solar tint
	S						Windows – Rear, fixed glass with privacy tint
P	O						Windows – Rear, fixed glass with privacy tint and defroster²
O	O	S	S	S	S		Window – Rear, power-sliding with privacy tint and defroster (SuperCab and SuperCrew)
							Exterior
O	O	O	O	O	O		Bed divider²
O	O	O	O	O	O		Bedliner – Plastic drop-in
O	O	O	O	O	O		Bedliner – Tough Bed® spray-in
O	O	O	O	O	O		Box side steps
O	O	S	S	S	S		BoxLink™ with 4 premium locking cleats
			P	S	S		Bright beltline mouldings
S							Bumper – Front, Carbon Black with Carbon Black moulded upper fascia
S							Bumper – Rear, Carbon Black
P	S	S	P				Bumper – Front, chrome with body-colour upper fascia
			S				Bumper – Front, Caribou with chrome insert and body-colour upper fascia
				S	S		Bumper – Front, body-colour with chrome insert and body-colour upper fascia
P	S	S	P				Bumper – Rear, chrome
			S				Bumper – Rear, Caribou
P	P	P		S	S		Bumper – Rear, body-colour

	XL	XLT	LARIAT	KING RANCH	PLATINUM	LIMITED	
O	O						Cab steps – Black platform running boards²
			S				Cab steps – Caribou 6" angular
		O	P				Cab steps – Chrome angular
		P					Cab steps – Accent colour angular
	O						Cab steps – Chrome step bars² (SuperCab and SuperCrew)
		O	O	S	S		Cab steps – Power-deployable running boards²
S	S						Door and tailgate handles – Carbon Black
	P	S	S				Door and tailgate handles – Body-colour
	P	P	P	S			Door and tailgate handles – Chrome
					S		Door and tailgate handles – Satin-aluminum
	P	P	S	S	S		Exhaust tip – Chrome
O	S	S	S	S	S		Foglights²
O	O	O					Ford Telematics™ powered by Telogis®³ – Fleet-tracking system (includes 1 year of service)
S							Grille – Carbon Black insert and surround
	S						Grille – Chrome insert and surround with Black mesh
		S					Grille – Chrome 3-bar-style insert and surround with Black mesh
			S				Grille – Chrome 3-bar-style insert and surround with Caribou mesh
				S			Grille – Satin-aluminum-finish 3-bar-style insert with chrome accents, satin-finish surround and bright mesh
				S			Grille – Satin-aluminum-finish 3-bar insert with chrome surround and Black mesh
S	S	S					Headlights – Halogen
			S				Headlights – Quad-beam LED
		P	P	S	S		Headlights – Quad-beam LED with auto high beams
				S			KING RANCH door and tailgate badges
		O	S	S	S		Lighting – LED box²
P	P	S	S	S	S		Lighting – Trailer hookup light
					S		LIMITED hood lettering
S							Mirrors – Manual-folding sideview with manual glass and Black mirror caps
P	S						Mirrors – Manual-folding sideview with power glass and Black mirror caps
							Mirrors – Manual-folding sideview with power, heated glass, integrated turn signal indicators, driver’s side auto-dimming feature, and Black mirror caps²
	O						Mirrors – Manual-folding sideview with power, heated glass, integrated turn signal indicators, high-intensity LED security approach lights, LED spotlights, driver’s side auto-dimming feature, and Black mirror caps²
O	O						Mirrors – Manual-folding/-telescoping trailer tow with manual glass and Black mirror caps²
							Mirrors – Manual-folding/-telescoping trailer tow with power, heated glass, integrated turn signal indicators, high-intensity LED security approach lights, LED spotlights, and Black mirror caps²
		S					Mirrors – Power-folding sideview with power, heated glass, memory, integrated turn signal indicators, security approach lights, driver’s side auto-dimming feature, and body-colour mirror caps
		P	S		S		Mirrors – Power-folding sideview with power, heated glass, memory, integrated turn signal indicators, high-intensity LED security approach lights, LED spotlights, driver’s side auto-dimming feature, and body-colour mirror caps

	XL	XLT	LARIAT	KING RANCH	PLATINUM	LIMITED	
			P	O	S		Mirrors – Power-folding sideview with power, heated glass, memory, integrated turn signal indicators, high-intensity LED security approach lights, LED spotlights, driver’s side auto-dimming feature, and chrome mirror caps
			O				Mirrors – PowerScope® power-telescoping/-folding trailer tow with power, heated glass, integrated turn signal indicators, high-intensity LED security approach lights, LED spotlights, and Black mirror caps²
			O	O	O		Mirrors – PowerScope power-telescoping/-folding trailer tow with power, heated glass, integrated turn signal indicators, high-intensity LED security approach lights, LED spotlights, driver’s side auto-dimming feature, and chrome mirror caps²
		O	O				Moonroof – Single-panel² (SuperCab)
		O	O	O	O	S	Moonroof – Twin-panel² (SuperCrew)
S	S	S					Pickup box – Centre high-mounted stop light with integrated cargo light
		P	S	S	S		Pickup box – LED centre high-mounted stop light with integrated cargo light
		O	S	S	S	S	Remote Start System
		S	S	S	S	S	SecuriCode™ keyless entry keypad
O	O	O	O	O	O	O	Skid plates – Front differential, transfer case and fuel tank (4x4)²
		O	O	O	O	O	Stowable bed extender²
O	O	O	O	O	O	O	Stowable loading ramp²
			S	S	S	S	Tailgate – Remote release
					S		Tailgate – Satin-aluminum-finish appliqué with PLATINUM lettering
					S		Tailgate – Satin-aluminum-finish appliqué with bright chrome LIMITED lettering
O	O	O	O	S	S	S	Tailgate step with step, grab bar and tailgate lift assist
			P	S	S	S	Tail lights – LED
		O					Two-tone paint with Magnetic lower accent colour
			O	S			Two-tone paint with Caribou lower accent colour (includes Caribou bumpers and wheel-lip mouldings)
		P	S	P	S	S	Wheel-lip mouldings – Body-colour
					S		Wheel-lip mouldings – Caribou
O	O	O	O	O	O	O	Wheel-well liners, rear²
				S	S	S	Safety & Security
							Advanced Security Pack includes SecuriLock® Passive Anti-Theft Engine Immobilizer System and inclination/intrusion sensors
P	S	S	S	S	S	S	Illuminated Entry System
		O	O	O	S	S	Inflatable rear safety belts in outboard seating positions² (SuperCrew only)
P	S	S	S	S	S	S	Perimeter alarm
O	O	S	S	S	S	S	Rear view camera with dynamic hitch assist²
P	S	S	S	S	S	S	Remote Keyless Entry System with 2 integrated key transmitter remotes with panic button

¹HD Radio reception may not be available in all areas. ²Restrictions may apply. See your Ford of Canada Dealer for details. ³Ford Licensed Accessory.

BUILD YOUR F-150

XL	XLT	LARIAT	KING RANCH™	PLATINUM	LIMITED
0					Equipment Groups <i>Equipment Group 101A</i> – XL Power Equipment Group includes manual-folding sideview mirrors with power glass and Black caps, illuminated entry, MyKey® perimeter alarm, power door locks, Remote Keyless Entry System with 2 integrated key transmitter remotes, power tailgate lock, and power windows (front on Regular Cab, front and rear on SuperCab and SuperCrew®) + AM/FM stereo/single-CD player with clock (includes 4 speakers on Regular Cab and 6 speakers on SuperCab and SuperCrew) + cruise control + 4.2" productivity screen in instrument cluster + SYNC® Voice Recognition Communications and Entertainment System with 911 Assist® AppLink™ and 1 smart-charging USB port
0					<i>Equipment Group 301A¹</i> – Fixed rear window glass with privacy tint and defroster + 8-way power driver's seat with power lumbar + 4.2" productivity screen in the instrument cluster + manual-folding sideview mirrors with power, heated glass, integrated turn signal indicators, driver's side auto-dimming feature, and Black mirror caps + auto-dimming rearview mirror + leather-wrapped steering wheel + rear view camera with dynamic hitch assist + power-adjustable pedals + rear underseat storage (SuperCab and SuperCrew) + BoxLink with 4 premium locking cleats + Trailer Tow Package (see contents under Packages)
0					<i>Equipment Group 302A¹</i> (SuperCab and SuperCrew) – includes select content of 301A + SYNC 3 Enhanced Voice Recognition Communications and Entertainment System includes one 8" colour LCD capacitive touchscreen in centre stack with swiping capability, 911 Assist, AppLink, and 2 smart-charging USB ports + Remote Start System + Reverse Sensing System + 10-way power, heated driver and front-passenger seats + 110V/400W power outlet on centre stack + power-sliding rear window with privacy tint and defroster + LED box lighting + XTR Package (see contents under Packages) + SYNC Connect
0					<i>Equipment Group 501A¹</i> – BLIS® (Blind Spot Information System) with cross-traffic alert + dual power glass, power-folding, heated sideview mirrors with integrated turn signal indicators, driver's side auto-dimming feature, high-intensity LED security approach lights, LED spotlights, and body-colour mirror caps + universal garage door opener + Audio System from Sony® with single-CD player, 10 speakers including subwoofer + voice-activated Navigation System with pinch-to-zoom capability + SYNC Connect
0					<i>Equipment Group 502A¹</i> (n/a with SuperCab 163.7" WB) – Includes all content of 501A + heated rear outboard seats (SuperCrew only) + power-tilt/-telescoping steering column with memory + heated steering wheel + high-intensity quad-beam LED headlights with auto high beams + LED tail lights + rain-sensing windshield wipers + LARIAT Chrome Package (see contents under Packages; can be replaced with LARIAT Sport Package)
0					<i>Equipment Group 601A¹</i> – Tailgate step with step, grab bar and tailgate lift assist + BLIS (Blind Spot Information System) with cross-traffic alert + multicontour front bucket seats with Active Motion® + inflatable rear safety belts in outboard seating positions + auto high beams + rain-sensing windshield wipers + 20" machined aluminum wheels with Light Caribou-painted pockets + 275/55R20 OWL all-terrain tires

XL	XLT	LARIAT	KING RANCH	PLATINUM	LIMITED	
0						Packages XL Chrome Package ¹ includes 17" Silver-painted aluminum wheels, body-colour front fascia, chrome bumpers, and foglights
0						XL Sport Package ¹ includes 17" Silver-painted aluminum wheels, body-colour front fascia and bumpers, box-side decals, and foglights
0						STX Package ¹ (SuperCab only) includes 20" machined aluminum wheels with Flash Grey-painted pockets; 275/55R20 BSW all-season tires (4x2); 275/55R20 BSW all-terrain tires (4x4); Black billet-style grille with body-colour surround and Black mesh insert; body-colour front fascia and bumpers; rear-window defroster; foglights; manual lumbar; rear privacy glass; STX box decals; SYNC 3 with 8" colour LCD capacitive touchscreen in centre stack with swiping capability, 911 Assist, AppLink and 2 smart-charging USB ports; and unique Black sport cloth 40/console/40 front bucket seats with flow-through centre console and steering column-mounted shifter
0						XTR Package ¹ (SuperCab and SuperCrew) includes unique XTR decals; chrome step bars, billet-style grille and surround, front tow hooks, door and tailgate handles, and exhaust tip; 18" chrome-like PVD wheels; and 265/60R18 BSW all-season tires (4x2) or 275/65R18 OWL all-terrain tires (4x4)
0						XLT Special Edition Package ¹ (SuperCab and SuperCrew [®]) includes 20" premium Tarnished Dark-painted wheels; 275/55R20 BSW all-season tires (4x2); 275/55R20 BSW all-terrain tires (4x4); Black running boards; headlights with dark housings; Tarnished Dark-painted grille with Black mesh insert; unique bodyside and hood decals (n/a with FX4 Off-Road Package); unique console top, fender and tailgate badging, interior finish on instrument panel and doors; chrome exhaust tip; Black cloth seats with Red accents; and unique steering wheel
0						XLT Sport Package ¹ (SuperCab and SuperCrew) includes 18" 6-spoke machined aluminum wheels with Magnetic-painted pockets; 265/60R18 BSW all-season tires (4x2), 275/65R18 OWL all-terrain tires (4x4); accent-colour step bars; Black billet-style grille with body-colour surround and Black mesh insert; body-colour door and tailgate handles, bumpers, wheel-lip mouldings; SPORT box decals (n/a with FX4 Off-Road Package); chrome exhaust tip; unique interior finish; unique sport cloth 40/console/40 front bucket seats with flow-through centre console and floor shifter
	0					LARIAT Chrome Package ¹ includes 18" chrome-like PVD wheels; 3-bar-style grille with chrome surround and chrome mesh insert; chrome door and tailgate handles; and chrome angular step bars, front tow hooks (2: 4x4), exhaust tip, and sideview mirror caps

XL	XLT	LARIAT	KING RANCH	PLATINUM	LIMITED	
		0				LARIAT Special Edition Package¹ (SuperCrew) includes 20" premium Tarnished Dark-painted wheels; 275/55R20 BSW all-season tires (4x2); 275/55R20 BSW all-terrain tires (4x4); Black running boards; body-colour bumpers; headlights with dark housings; Tarnished Dark-painted grille with Red accents; unique bodyside and hood decals (n/a with FX4 Off-Road Package); chrome exhaust tip; unique finish on instrument panel and doors; and unique console top, fender and tailgate badging, and steering wheel; and Black leather-trimmed seats with Alcantara® inserts and Red accents
		0				LARIAT Sport Package¹ includes 18" 6-spoke machined aluminum wheels with Magnetic-painted pockets; Magnetic angular step bars; Magnetic-painted 3-bar-style grille with accent-colour surround and Black mesh insert; body-colour bumpers; SPORT box decals (n/a with FX4 Off-Road Package); 40/console/40 front bucket seats with flow-through centre console and floor shifter; chrome exhaust tip; and unique interior finish
		0	0	0	S	Technology Package¹ includes Lane-Keeping System, and 360-degree camera with Split-view Display and dynamic hitch assist
				0		KING RANCH Chrome Package¹ includes 18" chrome-clad PVD wheels with 275/65R18 OWL all-terrain tires (20" chrome-like PVD wheels with 275/55R20 OWL all-terrain tires when ordered with 601A); accent-colour wheel-lip mouldings; bright beltline mouldings; chrome door and tailgate handles, front tow hooks (2), and sideview mirror caps; and chrome 3-bar-style grille with chrome surround and chrome mesh insert; and satin-aluminum tailgate applique
			0			KING RANCH Monochromatic Paint Package¹ (requires KING RANCH Chrome Package) includes monochromatic paint (two-tone delete), and body-colour wheel-lip mouldings
0	0	0	0	0	0	FX4 Off-Road Package¹ (4x4) includes electronic-locking rear axle, FX4 Off-Road box decals, Hill Descent Control,™ off-road-tuned front shock absorbers, and skid plates on fuel tank, transfer case and front differential
0	0	0				2.7L EcoBoost V6 Payload Package¹ includes 3.73 electronic-locking rear axle, 9.75" gearset, mechanical parking brake, and Trailer Tow Package
0	0	0				Heavy-Duty Payload Package¹ includes 3.73 electronic-locking rear axle, 9.75" gearset, upgraded springs, auxiliary transmission oil cooler, 17" Silver heavy-duty steel wheels with LT245/70R17E BSW all-terrain tires on XL, and 18" Silver heavy-duty aluminum wheels with LT275/65R18C OWL all-terrain tires on XLT and LARIAT

XL	XLT	LARIAT	KING RANCH	PLATINUM	LIMITED	
0	0					Class IV Trailer Hitch¹ (towing capability up to 5,000 lbs. (2,268 kg) with the 3.5L Ti-VCT V6 and 2.7L EcoBoost V6 engines; towing capability up to 7,000 lbs. (3,175 kg) with the 3.5L EcoBoost V6 and 5.0L V8 engines) includes 4-pin/7-pin wiring harness, Class IV trailer hitch receiver and Smart Trailer Tow Connector
0	0	0	S	S	S	Trailer Tow Package¹ (required for towing up to 11,100 lbs. [5,035 kg]) includes 4-pin/7-pin wiring harness, auxiliary transmission oil cooler, Class IV trailer hitch receiver, Pro Trailer Backup Assist (not included on XL base), trailer hookup light (standard on LARIAT and higher), Smart Trailer Tow Connector (standard on LARIAT and higher), and upgraded front stabilizer bar and radiator
0	0	0	0	0	0	Max. Trailer Tow Package¹ (required for towing up to 12,200 lbs. [5,534 kg]) includes 3.55 electronic-locking rear axle (3.73 with Heavy-Duty Payload Package), 4-pin/7-pin wiring harness, auxiliary transmission oil cooler, Class IV trailer hitch receiver, Pro Trailer Backup Assist with trailer hookup light (optional on XL Base), Smart Trailer Tow Connector (standard on LARIAT and higher), trailer brake controller, upgraded front stabilizer bar, radiator and rear bumper
0	0	0	0			Snow Plow Prep Package¹ (4x4; requires 5.0L V8 engine) includes preselected springs and snow plow mode with dash-mounted button (replaces standard 2-speed automatic 4WD with ESOF on LARIAT)
0	0	0	0	0		CNG/Propane Gaseous Engine Prep Package¹ (requires 5.0L V8 engine) includes hardened engine intake valves and valve seats

Comparisons based on competitive models (class is Full-Size Pickups under 8,500 lbs. [3,856 kg] GVWR based on Ford segmentation), publicly available information and Ford certification data at the time of printing. Some features discussed may be optional. Vehicles may be shown with optional equipment. Features may be offered only in combination with other options or subject to additional ordering requirements or limitations. Dimensions shown may vary due to optional features and/or production variability. Information is provided on an “as is” basis and could include technical, typographical or other errors. Ford Motor Company of Canada, Limited, makes no warranties, representations, or guarantees of any kind, express or implied, including but not limited to, accuracy, currency, or completeness, the operation of the information, materials, content, availability, and products. Your Ford of Canada Dealer is your best source for up-to-date information. Ford Motor Company of Canada, Limited, reserves the right to change product specifications, pricing and equipment at any time without incurring obligations.

Alcantara is a registered trademark of Alcantara S.p.A., Italy. Android Auto, Google, Google Play and other marks are trademarks of Google Inc. Apple, Apple CarPlay, iPhone and Siri are trademarks of Apple Inc., registered in the U.S. and other countries. App Store is a service mark of Apple, Inc. E-Track is a trademark of Erickson Manufacturing Limited. “HD Radio” is a proprietary trademark of iBiquity Digital Corporation. KICKER is a registered trademark of Stillwater Designs and Audio, Inc. King Ranch is a registered trademark of King Ranch, Inc. “SiriusXM,” the SiriusXM logo, channel names and logos are trademarks of SiriusXM Radio Inc. and are used under licence. Sony is a registered trademark of the Sony Corporation. Wi-Fi® is a registered trademark of the Wi-Fi Alliance.® All other trademarks, service marks, images and logos are property of their respective owners and are displayed in this publication with permission. All rights reserved.

¹Restrictions may apply. See your Ford of Canada Dealer for details.

WHEELS



17" Silver Steel
XL – Standard



17" Silver Heavy-Duty Steel
XL – Included: Heavy-Duty
Payload Package



17" Silver-Painted Aluminum
XL – Included: Chrome Package and
Sport Package
XLT – Standard



18" Silver Heavy-Duty Aluminum
XL – Optional: requires 101A and
Heavy-Duty Payload Package
XLT – Included: Heavy-Duty Payload Package
LARIAT – Included: Heavy-Duty
Payload Package



18" Machined Aluminum
with Silver-Painted Pockets
LARIAT – Standard



18" 6-Spoke Machined Aluminum
with Magnetic-Painted Pockets
XLT – Included: Sport Package
LARIAT – Included: Sport Package



18" Chrome-Like PVD
XLT – Included: XTR Package
LARIAT – Included: Chrome Package



20" Machined Aluminum
with Flash Grey-Painted Pockets
XL – Included: STX Package
XLT – Optional¹
LARIAT – Optional¹



20" 6-Spoke Premium Painted Aluminum
XLT – Optional: requires Sport Package
LARIAT – Optional: requires Sport Package



20" Chrome-Like PVD
XLT – Optional: requires XTR Package
LARIAT – Optional: requires Chrome Package



20" Premium
Tarnished Dark-Painted Aluminum
XLT – Included: Special Edition Package
LARIAT – Included: Special Edition Package



18" Machined Aluminum
with Silver-Painted Pockets
KING RANCH™ – Standard



18" Chrome-Like PVD
KING RANCH – Included: Chrome Package



20" Machined Aluminum
with Light Caribou-Painted Pockets
KING RANCH – Optional



20" Chrome-Like PVD
KING RANCH – Optional: requires Chrome Package
Included: Chrome Package with 601A



20" Polished Aluminum
PLATINUM – Standard

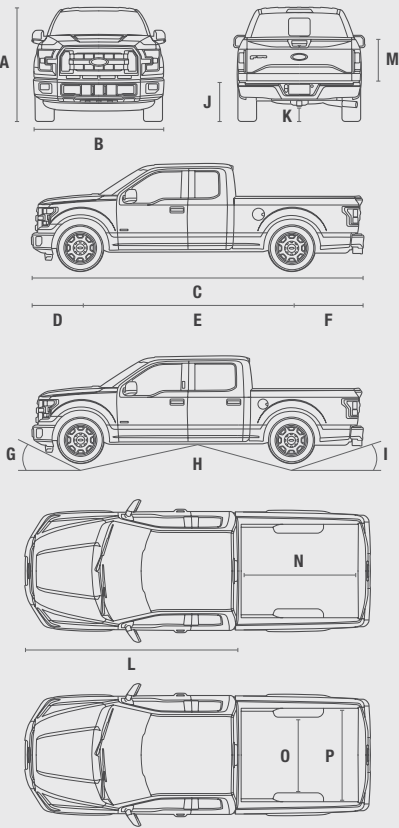


22" Polished Aluminum
LIMITED – Standard

TECHNICAL SPECIFICATIONS

Dimensions in. (mm)

	Regular Cab 4x2/4x4	SuperCab 4x2/4x4	SuperCrew® 4x2/4x4
Exterior			
A. Height – 5½' box	—	—	75.6 (1,919)/77.2 (1,962)
A. Height – 6½' box	75.5 (1,918)/76.9 (1,954)	75.5 (1,917)/77.2 (1,960)	75.7 (1,922)/77.3 (1,964)
A. Height – 8' box	75.1 (1,907)/76.9 (1,952)	75.5 (1,917)/77.0 (1,955)	—
B. Width – Excl. mirrors	79.9 (2,030)	79.9 (2,030)	79.9 (2,030)
B. Width – Incl. standard mirrors	96.8 (2,459)	96.8 (2,459)	96.8 (2,459)
B. Width – Incl. trailer tow mirrors	105.9 (2,689)	105.9 (2,689)	105.9 (2,689)
B. Width – Std. mirrors folded	83.5 (2,120)	83.5 (2,120)	83.5 (2,120)
C. Length – 5½' box	—	—	231.9 (5,889)
C. Length – 6½' box	209.3 (5,315)	231.9 (5,889)	243.7 (6,189)
C. Length – 8' box	227.9 (5,789)	250.5 (6,363)	—
D. Overhang – Front	38.3 (959)	38.3 (959)	38.3 (959)
E. Wheelbase – 5½' box	—	—	145.0 (3,683)
E. Wheelbase – 6½' box	122.4 (3,109)	145.0 (3,683)	156.8 (3,983)
E. Wheelbase – 8' box	141.1 (3,583)	163.7 (4,157)	—
F. Overhang – Rear	49.1 (1,247)	49.1 (1,247)	49.1 (1,247)
G. Angle of approach – 5½' box	—	—	24.1°/25.5°
G. Angle of approach – 6½' box	24.8°/24.8°	24.4°/25.8°	23.8°/25.5°
G. Angle of approach – 8' box	24.1°/25.7°	24.5°/26.1°	—
H. Ramp breakover angle – 5½' box	—	—	18.3°/21.0°
H. Ramp breakover angle – 6½' box	22.1°/24.7°	18.5°/19.7°	17.2°/19.7°
H. Ramp breakover angle – 8' box	19.3°/22.1°	16.8°/19.0°	—
I. Angle of departure – 5½' box	—	—	23.8°/26.0°
I. Angle of departure – 6½' box	24.6°/27.1°	24.0°/26.1°	24.5°/26.4°
I. Angle of departure – 8' box	24.7°/26.8°	24.4°/26.0°	—
J. Load floor height – 5½' box	—	—	34.0 (863)/35.7 (907)
J. Load floor height – 6½' box	34.7 (882)/36.9 (937)	34.1 (866)/35.9 (912)	34.6 (878)/36.1 (917)
J. Load floor height – 8' box	34.8 (883)/36.5 (928)	34.5 (876)/35.7 (907)	—
K. Ground clearance (min.) – 5½' box	—	—	8.5 (216)/9.4 (238)
K. Ground clearance (min.) – 6½' box	8.8 (224)/9.4 (239)	8.7 (220)/9.4 (238)	8.4 (213)/9.3 (237)
K. Ground clearance (min.) – 8' box	8.6 (219)/9.4 (239)	8.7 (221)/9.3 (237)	—
L. Cab length	121.5 (3,087)	144.1 (3,661)	155.9 (3,961)
Interior	1st Row/2nd Row	1st Row/2nd Row	1st Row/2nd Row
Head room	40.8 (1,037)/—	40.8 (1,037)/40.3 (1,023)	40.8 (1,037)/40.4 (1,026)
Leg room (max.)	43.9 (1,115)/—	43.9 (1,115)/33.5 (851)	43.9 (1,115)/43.6 (1,108)
Hip room	62.5 (1,588)/—	62.5 (1,588)/64.7 (1,644)	62.5 (1,588)/64.7 (1,644)
Shoulder room	66.7 (1,694)/—	66.7 (1,694)/65.8 (1,671)	66.7 (1,694)/65.9 (1,674)
Cargo Box	5½' Box	6½' Box	8' Box
Volume cu. ft. (litres)	52.8 (1,495)	62.3 (1,764)	77.4 (2,191)
M. Inside height	21.4 (543)	21.4 (543)	21.4 (543)
N. Length at floor	67.1 (1,705)	78.9 (2,005)	97.6 (2,479)
O. Width at wheelhouse	50.6 (1,285)	50.6 (1,285)	50.6 (1,285)
P. Maximum width at floor	65.2 (1,656)	65.2 (1,656)	65.2 (1,656)



Maximum Payload Weight Ratings lbs. (kg)

Engine	Drive	Max. GVWR	Regular Cab 122.4" WB	141.1" WB	SuperCab 145.0" WB	163.7" WB
3.5L Ti-VCT V6	4x2	6,010 (2,726)/6,100 (2,767) 6,150 (2,790)	1,910 (866)/— —	—/1,900 (862) —	—/1,650 (748) —	—/— —
	4x4	6,050 (2,744)/6,100 (2,767) 6,300 (2,858)/6,350 (2,880)	1,700 (771)/— —	—/1,660 (753) —	—/— 1,600 (726)/—	—/— —
2.7L EcoBoost® V6	4x2	6,010 (2,726)/6,100 (2,767)/6,250 (2,835) 6,350 (2,880)/6,500 (2,948)/6,650 (3,016) 6,750 (3,062)/6,800 (3,084)/6,900 (3,130)	1,820 (826)/—/— —/—/— —/—/—	—/1,820 (826)/— —/—/2,210 (1,002) ¹ —/—/—	—/—/1,710 (776) —/—/— 2,110 (957)/—/—	—/—/— —/1,820 (826)/— —/—/2,150 (975) ¹
	4x4	6,050 (2,744)/6,250 (2,835)/6,500 (2,948) 6,800 (3,084)/6,900 (3,130)/7,000 (3,175)	1,590 (721)/—/— —/—/—	—/1,690 (767)/— 2,110 (957)/—/—	—/—/1,660 (753) —/—/2,100 (953) ¹	—/—/— —/—/—
5.0L Ti-VCT V8	4x2	6,200 (2,812)/6,750 (3,062)/6,800 (3,084) 6,900 (3,130)/6,950 (3,153)/7,000 (3,175) 7,600 (3,447)/7,850 (3,561)	1,900 (862)/—/— —/—/— —/—	—/2,340 (1,061)/— —/—/— 3,040 (1,379) ² /3,270 (1,483) ³	—/—/— 2,300 (1,043)/—/— —/—	—/—/— —/—/2,280 (1,034) 2,730 (1,238) ² /2,960 (1,343) ³
	4x4	6,400 (2,903)/6,950 (3,153)/7,000 (3,175) 7,050 (3,198)/7,600 (3,447)/7,850 (3,561)	1,830 (830)/—/— —/—/—	—/2,290 (1,039)/— —/2,810 (1,275) ² /3,040 (1,379) ³	—/—/— 2,190 (993)/—/—	—/—/— —/—/2,000 (907) —/2,480 (1,125) ² /2,720 (1,234) ³
3.5L EcoBoost V6	4x2	6,750 (3,062)/6,900 (3,130)/7,000 (3,175) 7,050 (3,198)/7,600 (3,447) 7,850 (3,561)	—/—/— —/— —	—/—/— 2,600 (1,179)/2,990 (1,356) ² 3,220 (1,461) ³	—/2,230 (1,012)/— —/— —	—/—/— 2,230 (1,012)/2,690 (1,220) ² 2,870 (1,302) ³
	4x4	7,000 (3,175)/7,050 (3,198) 7,600 (3,447)/7,850 (3,561)	—/— —/—	—/2,330 (1,057) 2,770 (1,256) ² /2,980 (1,352) ³	—/2,120 (962) —/—	—/1,950 (885) 2,450 (1,111) ² /2,680 (1,216) ³

See dealer for complete details.

Conventional Towing – Maximum Loaded Trailer Weight Ratings lbs. (kg)

See dealer for complete details.

Engine	Axle Ratio	GCWR	Regular Cab 122.4" WB 4x2/4x4	141.1" WB 4x2/4x4	SuperCab 145.0" WB 4x2/4x4	163.7" WB 4x2/4x4	SuperCrew 145.0" WB 4x2/4x4	156.8" WB 4x2/4x4
3.5L Ti-VCT V6	3.55	9,400 (4,264) 9,500 (4,309) 9,700 (4,400) 9,800 (4,445) 9,900 (4,491)	5,000 (2,268)/— —/— —/5,000 (2,268) —/— —/—	—/— 5,000 (2,268)/— —/— —/— —/—	—/— —/— —/— 5,000 (2,268)/— —/—	—/— —/— —/— —/— —/—	—/— —/— —/— 5,000 (2,268)/— —/—	—/— —/— —/— —/— —/—
	3.73	12,000 (5,443) 12,100 (5,489) 12,200 (5,534)	7,600 (3,447)/— —/— —/7,500 (3,402)	—/— 7,600 (3,447)/— —/7,400 (3,357)	—/— —/— 7,400 (3,357)/7,200 (3,266)	—/— —/— —/—	—/— —/— 7,300 (3,311)/7,100 (3,221)	—/— —/— —/—
2.7L EcoBoost V6	3.31	12,200 (5,534) 12,300 (5,579) 12,500 (5,670) 12,600 (5,715)	7,600 (3,447)/— —/— —/— —/—	—/— 7,600 (3,447)/— —/— —/—	—/— —/— 7,600 (3,447)/— —/—	—/— —/— 7,500 (3,402)/— —/—	—/— —/— 7,600 (3,447)/— —/—	—/— —/— 7,600 (3,447)/— —/—
	3.55	12,500 (5,670) 12,700 (5,761) 12,800 (5,806)	—/7,700 (3,493) —/— —/—	—/7,600 (3,447) —/— —/—	—/— —/7,500 (3,402) —/—	—/— —/— —/—	—/— —/— —/7,600 (3,447)	—/— —/— —/—
5.0L Ti-VCT V8	3.73	13,100 (5,942) 13,300 (6,035)	8,500 (3,856)/— —/8,500 (3,856)	8,400 (3,810)/— 8,500 (3,856) ¹ / 8,400 (3,810)	8,200 (3,720)/— 8,300 (3,765) ¹ / 8,100 (3,674)	8,000 (3,629)/— 8,200 (3,720) ¹ / —	8,100 (3,674)/— 8,200 (3,720) ¹ / 8,100 (3,674)	8,100 (3,674)/— 8,200 (3,720) ¹ / —
	3.31	13,000 (5,897) 13,200 (5,988) 13,900 (6,305) 14,100 (6,396) 14,200 (6,441) 14,300 (6,486)	8,300 (3,765)/— —/8,300 (3,765) —/— —/— —/— —/—	—/— —/8,300 (3,765) 9,000 (4,082)/— —/9,000 (4,082) —/— —/—	—/— —/— —/— —/— 9,100 (4,128)/— —/9,000 (4,082)	—/— —/— —/— —/— —/— 9,100 (4,128)/ 8,800 (3,992)	—/— —/— —/— —/— —/— 9,100 (4,128)/— —/8,900 (4,037)	—/— —/— —/— —/— —/— 9,100 (4,128)/— —/8,900 (4,037)
3.5L EcoBoost V6	3.55	13,200 (5,988) 13,800 (6,260) 14,100 (6,396) 14,400 (6,532) 14,500 (6,577) 14,900 (6,759) 15,200 (6,895) 15,300 (6,940)	—/8,300 (3,765) 9,100 (4,128)/— —/— —/— —/— —/— —/— —/—	—/— —/— —/9,000 (4,082) —/— —/— 10,000 (4,536)/— —/— —/—	—/— —/— —/— —/9,000 (4,082) —/— —/— 10,100 (4,581)/— —/—	—/— —/— —/— —/— —/9,000 (4,082) —/— 10,100 (4,581)/— —/—	—/— —/— —/— —/— —/9,000 (4,082) —/— 10,100 (4,581)/— —/—	—/— —/— —/— —/— —/9,000 (4,082) —/— 10,000 (4,536)/— —/—
	3.73	14,600 (6,623) 16,000 (7,258) 16,100 (7,303) 16,200 (7,348)	—/9,600 (4,355) —/— —/— —/—	—/— 11,000 (4,990) ³ /— —/10,900 (4,944) ² —/11,000 (4,990)	—/— —/— —/— —/10,900 (4,944)	—/— —/— —/— 10,800 (4,899) ³ / 10,700 (4,854)	—/— —/— —/— —/10,800 (4,899)	—/— —/— —/— 10,800 (4,899) ³ / 10,800 (4,899)
3.5L EcoBoost V6	3.15	15,500 (7,031) 15,800 (7,167) 15,900 (7,212)	—/— —/— —/—	10,700 (4,854)/— —/— —/—	—/— 10,700 (4,854)/— —/—	—/— —/— 10,700 (4,854)/—	—/— 10,700 (4,854)/— —/—	—/— —/— 10,600 (4,808)/—
	3.31	15,800 (7,167) 16,000 (7,258) 16,100 (7,303) 16,200 (7,348)	—/— —/— —/— —/—	—/10,700 (4,854) —/— —/— —/—	—/— —/10,700 (4,854) —/— —/—	—/— —/— —/10,700 (4,854) —/—	—/— —/— —/10,700 (4,854) —/—	—/— —/— —/10,700 (4,854) —/—
	3.55	15,800 (7,167) 16,000 (7,258) 16,100 (7,303) 16,200 (7,348) 16,900 (7,666) 17,000 (7,711) 17,100 (7,757)	—/— —/— —/— —/— —/— —/— —/—	—/10,700 (4,854) —/— —/— —/— —/— 12,200 (5,534) ⁴ /— 12,200 (5,534) ⁴ / 12,000 (5,443) ⁴	—/— —/— —/— —/— —/— —/10,700 (4,854) 12,000 (5,443) ⁴ / 11,800 (5,352) ⁴	—/— —/— —/— —/— —/10,700 (4,854) 11,900 (5,398) ⁴ / 11,600 (5,262) ⁴	—/— —/— —/10,700 (4,854) —/— —/— —/11,500 (5,216) ⁴ 11,900 (5,398) ⁴ /—	—/— —/— —/10,700 (4,854) —/— —/— —/— 11,800 (5,352) ⁴ / 11,700 (5,307) ⁴
	3.73	17,000 (7,711) 17,100 (7,757)	—/— —/—	—/— —/—	—/— —/—	—/— —/—	—/— —/—	—/11,400 (5,171) ² 11,700 (5,307) ³ / 11,500 (5,216) ³

Mechanical lbs. (kg)

Front Suspension Coil-over-shock Axle rating @ ground – 2,850 (1,293) – 3,750 (1,701)	Rear Suspension Solid axle Axle rating @ ground – 3,300 (1,497) – 4,800 (2,177)	Brakes 4-wheel vented-disc ABS Front rotor diameter – 13.8" Rear rotor diameter – 13.7"	Steering Electric power-assisted
---	---	---	--


WB = Wheelbase ¹Requires 2.7L EcoBoost Payload Package. ²Requires Heavy-Duty Payload Package and 17" wheels. ³Requires Heavy-Duty Payload Package and 18" wheels. ⁴Requires Max. Trailer Tow Package.

Conventional Towing Notes: Trailer tongue load weight should be 10-15% of total loaded trailer weight. Make sure that the vehicle payload (reduced by option weight) will accommodate trailer tongue load weight, and the weight of passengers and cargo added to the towing vehicle. The addition of trailer tongue load weight, and the weight of passengers and cargo, cannot cause vehicle weights to exceed the rear GAWR (Gross Axle Weight Rating) or GVWR (Gross Vehicle Weight Rating). These ratings can be found on the vehicle Safety Compliance Certification Label. Maximum capabilities shown are for properly equipped vehicles with required equipment and a 150-lb. (68-kg) driver. Weight of additional options, equipment, passengers and cargo must be deducted from this weight. For additional information, see your Ford of Canada Dealer.

EXTERIOR & INTERIOR CHOICES

Exterior		Two-Tone	XL	SPORT	STX	XLT	SPORT	LARIAT	SPORT	KING RANCH™	PLATINUM	LIMITED
	White Platinum Metallic Tri-coat¹	■						8 9 10		12	13 14	15
	Oxford White	■ ■	1 2	1 2	3	4 5	6 7	8 9 10	10 11	12		
	Ingot Silver Metallic	■	1 2	1 2	3	4 5	6 7	8 9 10	10 11		13 14	
	White Gold Metallic	■				5		9 10		12	13 14	15
	Caribou Metallic²		1 2			4 5		8 9 10		12		
	Bronze Fire Metallic	■				4 5		8 9 10		12		
	Race Red³	■	1 2	1 2	3	4 5	6	8 9 10	10			
	■ Caribou Two-Tone Accent exterior standard on KING RANCH; optional on LARIAT ■ Magnetic Two-Tone Accent exterior optional on XLT											

Exterior		Two-Tone	XL	SPORT	STX	XLT	SPORT	LARIAT	LARIAT	KING RANCH	PLATINUM	LIMITED
	Ruby Red Metallic Tinted Clearcoat ¹	■ ■				4 5	6 7	8 9 10	10 11	12	13 14	
	Lightning Blue Metallic	■	1 2	1 2	3	4 5	6 7		10 11			
	Blue Jeans Metallic	■ ■	1 2			4 5		8 9 10		12	13 14	15
	Lithium Grey			1 2		4 5	6 7		10 11			
	Magnetic Metallic		1 2	1 2	3	4 5	6 7	8 9 10	10 11		13 14	15
	Shadow Black	■ ■	1 2	1 2	3	4 5	6 7	8 9 10	10 11	12	13 14	15
2: Optional	7: Requires XLT Special Edition Package			8: Not available with two-tone exterior				11: Requires LARIAT Special Edition Package				



White Platinum Metallic Tri-coat



Oxford White



Ingot Silver Metallic



White Gold Metallic



Caribou Metallic



Bronze Fire Metallic



Race Red




Ruby Red Metallic Tinted Clearcoat




Lightning Blue Metallic



Blue Jeans Metallic




Lithium Grey



Magnetic Metallic



Shadow Black




Dark Earth Grey Cloth

1



Medium Earth Grey Vinyl

2



STX Sport Black Cloth

3




Medium Earth Grey Cloth

4




Medium Light Camel Cloth

5




XLT Sport Black Cloth

6



XLT Sport Black Cloth with Red Accents

7



Medium Earth Grey Leather

8




Medium Light Camel Leather

9



Black Leather

10



Black Leather with Alcantara® Inserts

11




Antiqued Mesa Brown Leather

12




Black Luxury Leather with Agate Tuxedo Stripes

13



Brunello Luxury Leather with Agate Tuxedo Stripes

14



Mojave Luxury Leather

15

Colours are representative only. See your Ford of Canada Dealer for actual paint/trim options.
¹Additional charge. ²Requires Chrome Package on KING RANCH. ³Requires Chrome Package on LARIAT.

XLT SuperCrew® 4x4 in Ingot Silver Metallic accessorized with a chrome exhaust tip, heavy-duty splash guards with stainless steel inserts, step bars, bed extender, spray-in bedliner,¹ hard-folding tonneau cover by Advantage², side window deflectors, fender flares, rear wheel-well liners, trailer tow mirrors and hood deflector

Exterior

- Chrome side window deflectors²
- Exhaust tips
- Exterior trim kits²
- Fender flares²
- Foglights²
- Ford custom graphics²
- Hood protector²
- Racks and carriers²
- Smoke hood and side window deflectors
- Splash guards
- Sportz[®] tents²
- Step bars
- Trailer towing accessories
- Wheel lock kits
- Wheel-well liners (A)

Interior

- Ash cup/coin holders
- Cargo organizers and protectors
- Carpeted floor mats
- First aid and roadside assistance kits²
- Floor liners (B)
- In-vehicle safe²
- Interior light kit
- Protective seat covers²
- Tablet cradle²

Bed Products

- Bed cargo divider, extender, and mats
- Bed/cargo illumination
- Bed rail and installation kit²
- Bed standard interface plate
- Bed tailgate seal²

- Bed tailgate viscous dampening cartridge
- Bedliner plug kits
- Commercial-grade tool/cargo box²
- Drop-in bedliner (C)
- Pivot storage side box²
- Premium locking cleats
- Retractable bed side steps
- Retractable stake pocket tie-downs²
- Stowable load ramps
- Tonneau covers²

Electronics

- Ford Telematics™ powered by Telogis^{®2}
- Keyless entry keypad
- Remote Access (D)
- Remote start systems
- Vehicle Security System

OUR COMMITMENT TO YOU:
PEACE-OF-MIND PROTECTION

- Basic Coverage: 3 years/60,000 km
- Gas Engine Powertrain Limited Warranty: 5 years/100,000 km
- Corrosion Warranty: 5 years/unlimited distance on aluminum body panels
- Frame: 5 years/unlimited distance
- Roadside Assistance: 5 years/100,000 km

Certain conditions apply. For more information on these warranties and coverages, ask your local Ford of Canada Dealer or visit ford.ca.

Ford Protect Plans. Help protect your investment and add to your peace of mind by complementing your vehicle purchase or lease with a Ford Protect plan. Ford Protect offers you protection against unexpected repair costs after your Basic Coverage in the New Vehicle Limited Warranty expires by covering many vehicle components. Enjoy the drive even more by complementing your Ford Protect plan with a prepaid maintenance plan, which covers all required scheduled maintenance for your vehicle, plus eight wear items. Ask your dealer for a Ford Protect plan, the only service contract backed exclusively by Ford and honoured at all Ford Lincoln dealerships.

Ford Credit. Get the ride you want. Whether you plan to lease or finance, you'll find the choices that are right for you at Ford Credit. Ask your local Ford of Canada Dealer for details or check us out at fordcredit.ca.

Ford Original Accessories that are properly installed by the authorized Dealer that sold the accessory will be warranted for whichever provides you the greatest benefit: 24 months/unlimited distance, or the remainder of your 3-year/60,000-km New Vehicle Limited Warranty. Ford Licensed Accessories (FLA) are warranted by the accessory manufacturer's warranty. FLA are designed and developed by the accessory manufacturer and have not been designed or tested to Ford Motor Company engineering requirements. Contact your local Ford of Canada Dealer for details and/or a copy of all limited warranties.

For prompt, courteous answers to your questions:
Ford Customer Relationship Centre 1-800-565-3673;
Ford Credit Customer Service Centre 1-877-636-7346.



SAFEST
F-150 EVER.

To help reduce crush into the passenger compartment in certain front, side and rear impacts, a masterful mix of high-strength, military-grade aluminum alloys works together with a unique frame structure. A patented 12-sided design in the high-strength-steel front-frame horn improves front-impact protection, compared to a traditional rectangular design, by helping to dissipate crash energy. Additional through-welded crossmembers bolster side-impact protection. An extruded rocker reinforcement helps reduce cab intrusion in certain front and side impacts, while roof strength is reinforced by a hydroformed roof rail supported by an extruded closed-section roof bow.

First-in-class inflatable rear safety belts³ for outboard passengers join 6 standard airbags to enhance driver and passenger protection. To reduce injury risk in certain collisions, the fully inflated safety belt distributes crash energy across 5 times more of an occupant's body than a non-inflatable safety belt.



¹Factory option. See your Ford of Canada Dealer for details. ²Ford Licensed Accessory.

³Available feature. SuperCrew only.