



GENESIS GV80 GENESIS GV80 COUPE



COMBINING THE ATHLETIC DYNAMISM OF AN SUV WITH THE ELEGANCE OF A SEDAN,
THE GV80'S PROFILE IS ENRICHED WITH ADVANCED DESIGN DETAILS AND
CUTTING-EDGE CONVENIENCE FEATURES THAT DELIVER UNPARALLELED PRESENCE.



Uyuni White (Gasoline 3.5 Turbo/AWD/22-inch Wheels (Copper Calipers) & Michelin Tires/Panoramic Sunroof)

GENESIS GV80

A BOLD AND PROGRESSIVE PREMIUM SUV

The GENESIS GV80 inherits the brand's design identity of perfect balance and fluidity, enhancing values such as luxury, refined performance, and sophisticated comfort and safety to deliver the prestige and confidence of a true luxury brand.

The GENESIS GV80, embodying the innovative design and future direction of the GENESIS brand, sets the standards for premium SUVs with its dynamic elegance and progressive philosophy and vision.



Uyuni White (Gasoline 3.5 Turbo/AWD/22-inch Wheels (Copper Calipers) & Michelin Tires/Panoramic Sunroof)



Uyuni White (Gasoline 3.5 Turbo/AWD/22-inch Wheels (Copper Calipers) & Michelin Tires/Panoramic Sunroof)



MLA (Micro Lens Array) Headlamps



22-inch Wheels (Copper Calipers) & Michelin Tires



Smoky Green/Earth Brown Two-tone (Earth Brown Seats, Smoky Green Door Upper Trim/Signature Design Selection II (Basalt Weaving Interior))



Smoky Green/Earth Brown Two-tone (Earth Brown Seats, Smoky Green Door Upper Trim/Signature Design Selection II (Basalt Weaving Interior))



GENESIS Unified Controller / Shift-By-Wire (SBW) Electronic Shift Dial



Touch-Type AVN Keyboard / HVAC Panel

GENESIS GV80 COUPE

A LUXURY SUV CAPTURING THE DYNAMIC SILHOUETTE OF COUPE DNA

Based on GENESIS's "Athletic Elegance" design philosophy, the GENESIS GV80 Coupe achieves a perfect harmony of contrasting elements, enhancing both its dynamic silhouette and emotive appeal as a luxury SUV.

With a legacy of design as a luxury brand, the GENESIS GV80 Coupe captures GENESIS' design aesthetics in a coupe profile, setting a new direction for luxury SUVs with its restrained high-tech details.



Mauna Red (Gasoline 3.5 Turbo 48V Electric Supercharger/AWD/22-inch Wheels (Red Calipers) & Michelin Tires/Panoramic Sunroof)



Mauna Red (Gasoline 3.5 Turbo 48V Electric Supercharger/AWD/22-inch Wheels (Red Calipers) & Michelin Tires/Panoramic Sunroof)



Ultramarine Blue Monotone (Ultramarine Blue Seats, Ultramarine Blue Door Upper Trim/COUPE Design Selection II (Real Carbon Interior))



D-Cut Steering Wheel

PERFORMANCE

Based on differentiated comfort, the GV80 COUPE delivers an image of a dynamic and elegant premium SUV through balanced driving and powerful engine performance, allowing the driver to experience the joy of driving.

Gasoline 2.5 Turbo
300
Max Output(PS/5,800 rpm)
43.0
Max Torque(kgf·m/1,650~4,000rpm)

Gasoline 3.5 Turbo
375
Max Output(PS/5,800rpm)
54.0
Max Torque(kgf·m/1,300~4,500rpm)

Gasoline 3.5 Turbo 48V Electric Supercharger (COUPE Exclusive)
409
Max Output(PS/5,800rpm)
56.0
Max Torque(kgf·m/1,300~4,500rpm)

01 Lateral Wind Stability Control
During high-speed driving influenced by strong lateral winds, steering and brake control are used to stabilize the vehicle's lateral movements and prevent lane departure, enhancing driving stability.

02 All-Wheel-Drive (AWD) System
In slippery and unstable road conditions like snowy or rainy roads, the system automatically detects driving conditions and actively distributes power between the front and rear wheels, ensuring stable driving performance even in situations difficult for the driver to perceive.

03 Preview Electronic-Controlled Suspension
By combining road surface information detected by the forward-facing camera and map information from the navigation system, the suspension damping force is automatically adjusted to control the vehicle's movement. When faced with situations like driving over speed bumps that can cause significant impact, it adjusts to the driver's driving style to ensure a comfortable and smooth ride.

04 Auto Terrain Mode (AUTO/SNOW/MUD/SAND)
Using AI to recognize the road surface in real-time, it automatically switches to the optimal mode to enable stable driving. The driving mode status can be checked through the cluster and the infotainment system.

05 Active Road Noise Control
When road noise is transmitted into the interior, a control sound with the opposite phase is emitted to reduce the perceived noise level and increase interior serenity.



Storr Green (Gasoline 3.5 Turbo/AWD/22-inch Wheels (Copper Calipers) & Michelin Tires/Panoramic Sunroof)



Mauna Red (Gasoline 3.5 Turbo 48V Electric Supercharger/AWD/22-inch Wheels (Red Calipers) & Michelin Tires/Panoramic Sunroof)



GV80 COUPE PERFORMANCE

The COUPE-exclusive features that upgrade the vehicle's performance highlight the dynamism of the GENESIS GV80 COUPE, enhancing its unique emotional value imbued with sophistication and sportiness.

Gasoline 3.5 Turbo 48V Electric Supercharger (COUPE Exclusive)

An electric supercharger with a water-cooled intercooler system improves low-to-mid speed vehicle performance. Through regenerative braking for charging and assistive torque, responsiveness is enhanced, achieving optimal performance in any driving environment.

01 High-Performance Cluster Mode (Exclusive to COUPE Gasoline 3.5 Turbo with 48V Electric Supercharger)

Monitor the vehicle's status such as engine oil temperature, torque, and turbo boost pressure through the cluster and navigation screens, providing intuitive information for effective vehicle performance.

02 Sports+ Mode (Exclusive to COUPE Gasoline 3.5 Turbo with 48V Electric Supercharger)

This mode offers early downshifting during sudden braking and inhibits upshifting during cornering. It also implements quick downshifting through Engine Torque Increase control (ETI). An active sound design philosophy emphasizing mid-to-low tones enhances the dynamic driving sound, elevating driving pleasure.

03 Brake Mode (Exclusive to COUPE)

The driver can choose between Comfort Mode, which offers a comfortable and stable braking feel, and Sports Mode, which emphasizes precise braking control.

04 Sports Active Sound Design (Exclusive to COUPE)

Engine sound is coordinated with driving mode, vehicle speed, and accelerator pedal response to provide a differentiated sound experience.

CONVENIENCE

Discover an optimized infotainment environment through an integrated panoramic display on a single screen, enhancing user convenience and providing a premium, future-oriented experience with upgraded advanced features.

01 GENESIS Infotainment System
Discover a next-generation infotainment system (ccIC, connected car Integrated Cockpit) that links the cluster and navigation via a 27-inch panoramic display, naturally connecting the content between the cluster, navigation, and head-up display. The cluster displays essential information required for safe driving, such as maps, navigation, and advanced driver assistance systems. The split screen on the right can show GPS navigation content like driving information, radio, phone, and media based on the driver's choice.

02 Digital Center Mirror
Offers a clearer rear view through the digital center mirror's dedicated camera.

03 Indoor Fingerprint Authentication System
Allows for quick profile customization and enables vehicle ignition/driving without a smart key.

04 Independently Controlled Full Auto Air Conditioner
Reduces indoor fine dust levels through features like a fine dust sensor, engine room pre-filter, and high-performance antibacterial combi filter. Allows climate control across all seats and enables independent control of temperature, mode, and airflow for the 1st, 2nd, and 3rd rows.





01 Rear Seat Smart Entertainment System

Offers content suited to individual tastes through independently adjustable 14.6-inch large wide-angle monitors. Supports a variety of content through wireless streaming services and allows for a personal home theater setup through Bluetooth. The system can be controlled via remote control or touchscreen, and the monitor angle can be adjusted based on the front seat tilt.

02 Bang & Olufsen Sound System (18 Speakers)

Features the high-fidelity Bang & Olufsen sound system, providing delicate and dynamic sound of the highest quality through a total of 18 speakers. The surround sound function offers an immersive listening experience.

03 Console Armrest Heating

Heating mats are integrated within the console armrest, synchronized with seat heating to allow for adjustment of temperature in stages, providing precise heated comfort.

04 Direct Grip Sensing System

Determines grip based on the current when the driver's hand touches the surface of the steering wheel. Touching the steering wheel lightly makes it easy to deactivate some of the advanced driver assistance system-related warnings.

05 1st Row Ergo Motion Seat

Both the driver and passenger seats in the 1st row feature ergonomic Ergo Motion Seats, utilizing seven air pockets within the seat to provide comfort and optimal seating during driving. The seat offers an upgraded second-generation smart posture control system, offering tips on optimal posture and comfort to reduce driver fatigue.

06 3rd Row Electric Folding Seats

Both women and children can easily fold the 3rd-row seats via a one-touch button located on the luggage side. The back seat control function also allows for the folding of just the 3rd-row headrests, enhancing convenience.

INTELLIGENCE

The Advanced Driver Assistance System autonomously analyzes driving conditions and detects hazardous situations to assist the driver in preventing collisions before they happen. Additionally, it assists with the driver's acceleration, brake pedal, and steering wheel operations to enable stress-free driving under a wide range of road conditions.

01 Lane Keeping Assist

An alarm sounds if the vehicle deviates from its lane without the turn signal being activated when driving above a certain speed. Additionally, it automatically assists with steering to prevent lane departure immediately prior to unintended lane changes.

02 Forward Collision-Avoidance Assist

Warns the driver when a frontal collision risk is detected, such as when the vehicle ahead suddenly slows down, or when a stopped vehicle, pedestrian, or cyclist appears in front of the vehicle, and automatically helps to brake if the risk of collision increases even after the warning. Automatically helps you brake when the risk of a collision with an oncoming vehicle, cyclists, or vehicle from the left or right side of the intersection increases while turning left with the turn signal switch on at an intersection. It also automatically helps you brake when the risk of a collision with an oncoming vehicle, cyclists, or vehicle from the left or right side of the intersection increases while driving in your lane. When changing lanes, automatically helps you avoid collisions with oncoming vehicles, cyclists, and vehicles in the adjacent lane and also on the edge of the lane in front of you, or with vehicles in the adjacent lane behind you when changing lanes.

03 Rear Collision Avoidance Assist

An alarm sounds when there is a risk of collision with a vehicle approaching from the rear when changing lanes or while backing out of a parking space. If the risk persists, the brakes are activated automatically.

04 Rear Cross-Traffic Collision Avoidance Assist

Monitors areas to the left and right when the vehicle is in reverse and alerts the driver of any approaching traffic on either side. The brakes activate automatically, if necessary, to avoid an impending collision.

05 Remote Smart Parking Assist

It assists the driver in parking the vehicle by driving and reversing with the smart key remotely from outside the vehicle. It uses the vehicle's sensors to find a parking space and automatically assists with steering, acceleration, deceleration, and gear shifting while parking. Additionally, it automatically brakes if it detects an object in the path. Compared to previous versions, parking accuracy and remote forward/reverse performance have been improved, and diagonal parking has been added.

06 Navigation-based Smart Cruise Control

When driving on highways, the Cruise Control helps you drive at a safe speed based on road conditions, automatically slowing down before entering a safe driving zone, curved section of road or ramp. Then, once you've passed through associated stretch of road, it returns to the speed you originally set.

* Advanced driver assistance systems are intended to assist the driver in performing operations, so always drive cautiously.
* Depending on the surrounding environment and driving as well as operating conditions, functions may not operate smoothly. Refer to the owner's manual for details.
* The above specification configuration varies depending on trim, powertrain and optional equipment.



WHEELS & FEATURES



20-inch Wheels



20-inch Wheels
(COUPE Exclusive)



22-inch Wheels



22-inch Wheels
(COUPE Exclusive)

- 01 Console Armrest Storage Compartment UV Sterilization
- 02 10 Airbag System

- 03 Built-in Cam 2
- 04 Front Passenger Side Walk-In Device

- 05 Front-wheel Monoblock (4p) Brakes
- 06 Front Passenger Seat Posture Memory System

- 07 Touch-type Exterior Door Handles
- 08 Reverse Guide Lamps

- 09 Dynamic Welcome Lights
- 10 Ghost Door Closing

COUPE EXCLUSIVE

- 11 Flush Roof Racks
- 12 Metal Pedals




INTERIOR COLORS

GENESIS GV80



Standard Design/Artificial Leather Seats



Signature Design Selection I /Authentic Leather Upholstery

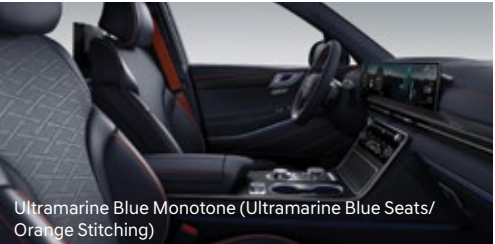

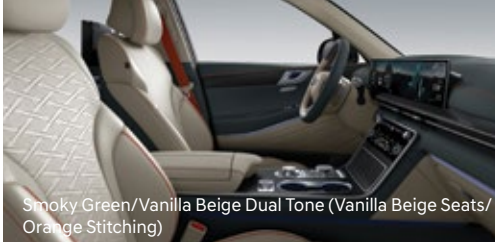
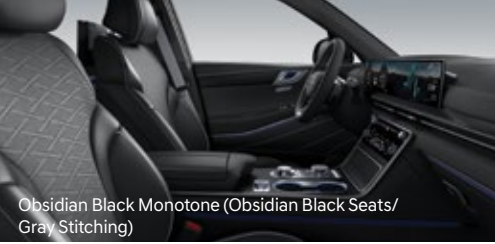
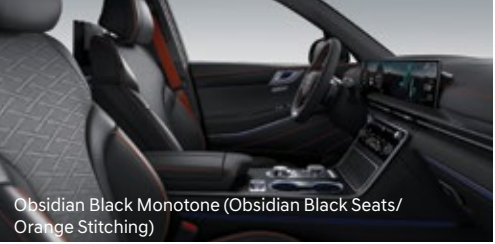


Signature Design Selection II/Prime Nappa Leather Seats (quilted and piped)

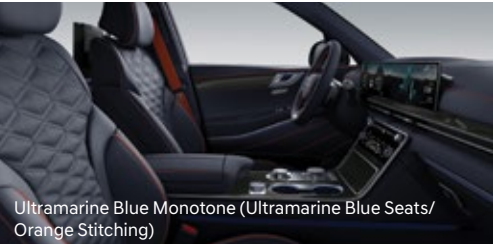
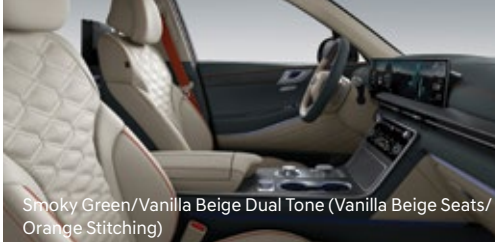
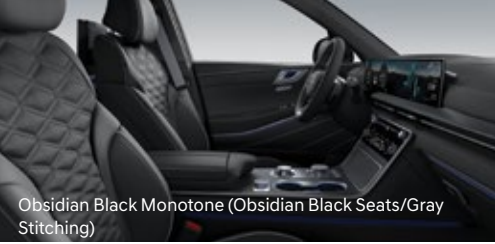
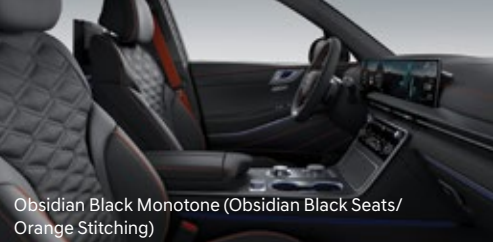


GENESIS GV80 COUPE

COUPE Design Selection I /Authentic Leather Seats



COUPE Design Selection II/Prime Nappa Leather Seats (quilted and piped)



EXTERIOR COLORS

GLOSSY

Uyuni White
[UYH]

Savile Silver
[SSS]

Makalu Gray
[NCM]

Vik Black
[PH3]

Storr Green
[KGN]

Capri Blue
[NRB]

Mauna Red
[RJK]

Bering Blue
[GBE]

COUPE ONLY

MATT



Matterhorn White
[FT7]

Makalu Gray
[MPE]

Storr Green
[MKG]

SPECIFICATIONS

* Unit: mm






	Gasoline 2.5 Turbo	Gasoline 3.5 Turbo	Gasoline 3.5 Turbo 48V Electric Supercharger
Overall length (mm)	4,940 / 4,965	4,940 / 4,965	4,965
Overall width (mm)	1,975	1,975	1,975
Overall height (mm)	1,715 / 1,710	1,715 / 1,710	1,710
Wheelbase (mm)	2,955	2,955	2,955
Front wheel tread (mm)	1,674	1,674	1,674
Rear wheel tread (mm)	1,689	1,689	1,689
Engine type	2.5 T-GDi	3.5 T-GDi	3.5 T-GDi e-S/C
Drive train	AWD	AWD	AWD
Displacement(cc)	2,497	3,470	3,470
Maximum Output (PS/rpm)	300/5,800	375/5,800	409/5,800
Maximum Torque (kg-m/rpm)	43.0/1,650 ~ 4,000	54.0/1,300 ~ 4,500	56.0/1,300 ~ 4,500
Fuel tank capacity (ℓ)	80	80	80
Transmission	8-speed automatic	8-speed automatic	8-speed automatic

Maintain constant speeds for driving efficiency | Fuel efficiency figures are for standard mode. Actual figures may vary depending on factors such as road conditions, driving patterns, vehicle load, ambient temperature, and maintenance status.

GENESIS PREMIUM CAR CARE

There is no stress for car management. Our accumulated know-hows and infrastructure will ensure every driver to have a safe driving experience.

-  5 Years Unlimited Km Manufacturer Warranty
-  5 Years/100,000 Km Service Contract
-  5 Years Roadside Assistance Service

