

GENESIS GV60





TABLE OF CONTENTS

TABLE OF CONTENTS

CLICK TO SELECT A SECTION



BRAND INTRODUCTION



WHY GV60?



EXTERIOR DESIGN



INTERIOR DESIGN



ELECTRIC PERFORMANCE



DESIGN MEETS TECHNOLOGY



INNOVATIVE SAFETY



CUSTOMER SELECTION



GENESIS 5-YEAR CARE PLAN



PRICE LIST AND TECHNICAL DATA



BRAND INTRODUCTION



BRAND INTRODUCTION

DISTINCTLY KOREAN


Founded in Seoul, we set out to rewrite the experience of buying and owning a premium car. At the heart of this is the very Korean idea that you are more than our customer, you are our son-nim (손님), our cherished guest.

WELCOME TO GENESIS

We understand your time is precious, so we have rewritten every detail of owning a luxury car to make owning a Genesis as simple as possible. We believe simplicity is the ultimate sophistication.









WHY GV60?



WHY GV60?

DESIGNED TO SET A NEW ELECTRIFIED STANDARD

The Genesis GV60 embodies a new era of automotive excellence, seamlessly integrating cutting-edge technology with unmatched sophistication. Designed on an 800V charging architecture, the GV60 adapts to different levels of charging power, capable of charging from 10% to 80% in 18 minutes¹.

¹ 18 minute charge is based on 800 V from ultra-rapid chargers (350 kW) . Actual charging time will vary and is dependent on a number of factors including battery temperature, condition and age, ambient temperature and the power provided by the charger. Charge time increases in cold weather and if battery temperature activates safeguarding technology.

FULL BIOMETRIC EXPERIENCE

From the world's first Face Connect to the Fingerprint Authentication and the intuitive Digital Key system, Genesis revolutionizes luxury with unmatched biometric technology. By flawlessly unlocking the vehicle with a glance or touch, these pioneering features elevate the ownership experience to unparalleled levels of simplicity and security.



EXTERIOR DESIGN

EXTERIOR DESIGN

ATHLETIC ELEGANCE

The GV60 stands as the epitome of innovation within Genesis' electric lineup. It embodies a distinctive interpretation of Genesis "Athletic Elegance" design philosophy, marrying sleek design elements with pioneering advancements.

CREST GRILLE AND QUAD HEADLAMPS



The Crest Grille and Quad headlamps combine to form the Genesis wing emblem. The Crest Grille is moved to a lower position to accommodate cooling requirements specific to the dedicated high-performance EV platform.

CLAMSHELL BONNET



Introduced with the GV60 in the Genesis lineup, the clamshell bonnet gives a sleek impression by using a single panel that combines the hood and fenders in order to eliminate panel gaps.

HIDDEN DOOR HANDLES



The handles blend perfectly with the door when closed, improving aerodynamics. Once the door is open, they pop up for easy access.

The technical features and trims of the described or depicted vehicles throughout this brochure and our website are examples only. They may not be standard or available for all wheelbase types, may vary in specific countries, and are subject to change at any time.



INTERIOR DESIGN

INTERIOR DESIGN

ELECTRIFYING THE BEAUTY OF WHITE SPACE


Minimalist with high-tech touches and eco-conscious accents, GV60's interior delivers a luxurious atmosphere that will exceed your expectations for comfort.

CCIC WITH OVER-THE-AIR (OTA) SOFTWARE UPDATE



The GV60 is Genesis' inaugural addition to the lineup, showcasing the Connected Car Integrated Cockpit, effortlessly integrating cluster and navigation on a panoramic display. Thanks to OTA software updates, the GV60 stays up-to-date without requiring manual effort.

CRYSTAL SPHERE



The Crystal Sphere creates the illusion of suspension in mid-air. When the GV60 is turned off, it functions as a mood light. When the car is ready to drive, the sphere rotates to reveal the Shift By Wire controller, indicating the car is powered on for added safety.

FLOATING CONSOLE



A heightened sense of spaciousness and modern elegance with the central "floating" console. Designed to create the illusion of hovering in the air, it enhances the interior's openness, adding sophistication to your driving experience.



ELECTRIC PERFORMANCE

OUTSTANDING ELECTRIC PERFORMANCE

INNOVATIVE CHARGING FOR YOUR ELECTRIC JOURNEY

Discover the future of charging with the Genesis GV60. Experience faster charging times and optimal battery performance, seamlessly integrated with advanced infotainment system compatibility.

800V CHARGING ARCHITECTURE¹



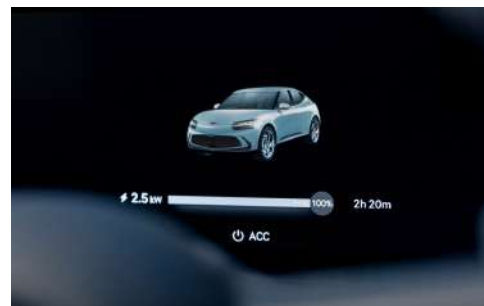
The charging system is designed to support different power levels of chargers, accommodating multiple inputs of 400V/800V.

18 MINS ULTRA-FAST CHARGING¹



Experience fast charging upto 240 kW, enabling the battery to charge from 10% to 80% in just 18 minutes.

BATTERY CONDITIONING



Effortlessly enhance battery performance with battery conditioning technology, managed through the infotainment system. It reduces charging time by optimising battery temperature for better charging efficiency.

PLUG AND CHARGE*



Simplify the electric vehicle charging experience with Plug & Charge. Just plug into a compatible charging station, and let the system handle the rest. No need for manual authentication anymore.

**Plug & Charge is available for GV60 models produced from January 2023 onwards. Powered by Shell Recharge. Genesis Charge Pass is a product from Shell Recharge Solutions. The charging card is provided to Genesis customers free of charge (included in the price). Register via Shell Recharge App for use at public charging stations.*

¹ 18 minute charge is based on 800 V from ultra-rapid chargers (350 kW). Actual charging time will vary and is dependent on a number of factors including battery temperature, condition and age, ambient temperature and the power provided by the charger. Charge time increases in cold weather and if battery temperature activates safeguarding technology.

EFFICIENCY IN MOTION

The GV60 offers you the most comfortable EV driving experience, with advanced features designed to enhance every aspect of your journey.

I-PEDAL



Effortlessly accelerate and smoothly decelerate by simply adjusting pressure on the accelerator pedal, thus reducing the need for frequent use of the brake pedal.

REGENERATIVE BRAKING SYSTEM



The Genesis GV60 captures energy during braking, recharging the battery for increased efficiency and range. Three levels of braking force are available.

PREVIEW ELECTRONICALLY CONTROLLED SUSPENSION



To ensure a smooth and safe journey, this system utilises the front camera to identify upcoming road irregularities, adjusting the suspension accordingly for optimal comfort.

The technical features and trims of the described or depicted vehicles throughout this brochure and our website are examples only. They may not be standard or available for all wheelbase types, may vary in specific countries, and are subject to change at any time.

CUSTOMISE YOUR ELECTRIC PERFORMANCE

Experience the unmatched driving pleasure of the Genesis GV60, distinguished by its ability to adapt to diverse driving styles and environments, and its immediate responsiveness reminiscent of high-performance vehicles.

BOOST MODE (ONLY SPORT PLUS)



ELECTRONIC LIMITED SLIP DIFFERENTIAL (E-LSD)



DRIVE MODE (COMFORT/SPORT/ECO)



REFINED PERFORMANCE

EMPOWER YOUR OPTIONS

Unlock versatility with the GV60, offering a choice of three distinct electric powertrains. Suitable for all types of driving without compromising range capability.

168 KW SINGLE MOTOR

REAR WHEEL DRIVE¹

Long-distance travel partner.

The GV60 Premium offer the highest range efficiency of the lineup.

Range (combined WLTP): 321 miles

Max. Power: 168 kW / 229 PS

Max. Torque: 350 Nm

160 KW + 74 KW DUAL MOTOR

ALL WHEEL DRIVE²

Designed for boundless adventure.

The GV60 Sport ensures power and confidence in all driving conditions.

Range (combined WLTP): 292 miles

Max. Power: 234 kW / 318 PS

Max. Torque: 605 Nm

180 KW + 180 KW DUAL MOTOR

ALL WHEEL DRIVE³

High performance and fun to drive.

The GV60 Sport Plus, with its Boost feature, provides the ultimate thrill.

Range (combined WLTP): 289 miles

Max. Power: 360 kW / 490 PS

Max. Torque: 700 Nm

¹ Genesis GV60 Premium 168 kW (229 PS) - electric energy consumption (combined): 17.0 kWh/100 km; CO₂- emissions (combined): 0 g/km; electric range based on a full charge (combined): 321 miles (according to WLTP)*.

² Genesis GV60 Sport 160 kW RR + 74 kW FF (318 PS) - electric energy consumption (combined): 18.8 kWh/100 km; CO₂ emissions (combined): 0 g/km; electric range based on a full charge (combined): 292 miles (according to WLTP)*.

³ Genesis GV60 Sport Plus 180 kW RR + 180 kW FF (490 PS) - electric energy consumption (combined): 19.1 kWh/100 km; CO₂ emissions (combined): 0 g/km; electric range based on a full charge (combined): 289 miles (according to WLTP)*.

The GV60 model is a battery electric vehicle requiring mains electricity for charging. Figures are intended for comparison purposes. Only compare fuel consumption, CO₂- and electric range figures with other cars tested to the same technical procedures. These figures may not reflect real life driving results, which will depend upon a number of factors including the starting charge of the battery, accessories fitted (post-registration), variations in weather, driving styles and vehicle load.

* The consumption and emission values are based on the Worldwide Harmonised Light Vehicles Test Procedure (WLTP). Further information on the WLTP measurement procedure can be found at <https://www.genesis.com/uk/en/wltp.html>.

Combined range according to WLTP*. Please note that actual values may vary depending on driving style, driving conditions, the equipment of your vehicle and other factors. Range calculation is based on battery discharge from 100% to 0%.

Genesis cars are on sale across the UK mainland only. Excluding Northern Ireland.

The technical features and trims of the described or depicted vehicles throughout our brochure are examples only. They may not be standard or available for all engines styles, may vary in specific countries and are subject to change at any time.

FIRST GENESIS MODEL ON A DEDICATED BEV PLATFORM

800V PE SYSTEM

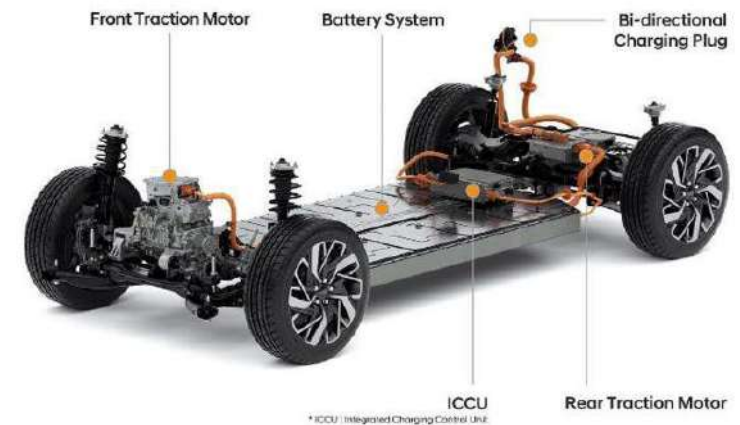
Its modular design enables seamless integration of motor, transmission, and inverter components into a compact unit. Supporting fast charging up to 800 volts and 240 kW, E-GMP facilitates fast battery charging.

SPACE INNOVATION

To maximise the benefits of an EV-dedicated platform, utilising the features of electric vehicle systems, a design with a short overhang, a long wheelbase, and flat floors has been crafted to deliver innovation and a spacious interior.

DRIVING PERFORMANCE

With a focus on driving performance, rear-wheel drive and advanced suspension systems guarantee superior handling and stability, rendering E-GMP vehicles efficient and dynamic on the road.



**The image shown above is for example only.*



DESIGN MEETS TECHNOLOGY

WHERE DESIGN AND TECHNOLOGY MEET

CRAFTING CONNECTIVITY TO MEET YOUR DESIRES

Easy Connectivity enables the GV60 to seamlessly integrate into your everyday life, offering a full biometric experience and effortless initiation of your journey.

FINGERPRINT AUTHENTICATION SYSTEM



Your fingerprint unlocks personalised settings for seat position, contacts, navigation, and more, while also starting the car seamlessly.

FACE CONNECT



Experience automotive innovation at its finest with Face Connect, the world's first facial recognition system for effortless vehicle access and operation.

GENESIS DIGITAL KEY 2



With this innovative feature, your smartphone becomes your digital key, allowing you to unlock and start your Genesis vehicle effortlessly.

WIRELESS PHONE PROJECTION (APPLE CARPLAY/ ANDROID AUTO)



Enjoy easy access to your favourite Apple or Android phone apps, navigation, music, messages and much more, all directly from the car's dashboard screen, without having to worry about physical connections.

DIGITAL SIDE MIRRORS



Digital Side Mirrors replace traditional mirrors with high-resolution cameras and displays, enhancing visibility and aerodynamics.

FULL BIOMETRIC EXPERIENCE



COMFORT AS ITS CORE

At Genesis, hospitality is more than a value, it's a cornerstone. The GV60 embodies this philosophy, harmoniously combining innovation with unparalleled comfort.

SUSTAINABLE MATERIAL



From utilising plant-based leather trims to incorporating fabric made from recycled PET bottles and waste fishing nets in the headlining, pillars, and door centre trims, indulge in sustainability without compromising on style.

DRIVER'S ERGO MOTION SEATS



The driver's seat utilises air cells inside for an ergonomic ride and includes massage functions. The seat is also certified by the German Back Health Association (Aktion Gesunder Rücken e.V.).

AIR PURIFICATION SYSTEM



The air purification system ensures optimal air quality with a fine dust sensor, engine room pre-filter, and high-performance antibacterial filter. The sensor detects air particle concentration, activating to capture larger particles before they enter the cabin.

BANG & OLUFSEN SOUND SYSTEM



The GV60 features a premium Bang & Olufsen sound system, winner of the 2022 iF Design award, with 17 speakers. Drivers can choose from four moods for rich sound. Active Road Noise Control ensures a quiet journey by swiftly cancelling out any unwanted cabin noise.

CREATE SPACE FOR ELECTRIC CONVENIENCE AND FLEXIBILITY

Designed with driver and passenger comfort in mind, the GV60 is equipped with Ergo Motion seats and comfort seats for relaxation. Discover the spaciousness of the cabin, enhanced by our advanced EV platform, which offers generous legroom in both the front and rear.

V2L (VEHICLE-TO-LOAD)



V2L technology allows the GV60 to power external devices or homes, offering versatility for outdoor activities and emergency situations.

FRUNK



The frunk is a convenient storage compartment located under the hood of the vehicle. It can accommodate up to 53 litres.

SMART TAILGATE



In addition to hands-free opening, you have the flexibility to adjust the opening height for added convenience or to prevent any potential contact with a low garage roof.

STORAGE CAPABILITY



Up to 503 litres of storage is available with the seats up, while the rear seats offer comfortable reclining and a 60:40 folding option for increased carrying capacity.



INNOVATIVE SAFETY

INNOVATIVE SAFETY

ADVANCED TECHNOLOGIES SERVE SAFETY

Experience next-generation safety and convenience with the GV60. Featuring cutting-edge driving technology and an advanced driver assistance system, the GV60 ensures that passengers are protected both on and off the road.

NAVIGATION-BASED SMART CRUISE CONTROL (NSCC)



It automatically slows down upon entering speed limits or winding sections and then returns to the previous set speed afterwards. Helps drive safely by adjusting the speed even on highway ramp sections.

FORWARD COLLISION AVOIDANCE (FCA)



Warnings and automatic braking for potential collisions with vehicles, pedestrians, and bicycles. Recognises approaching vehicles at intersections and predicts possible lane change collisions and nearby pedestrians.

HIGHWAY DRIVING ASSIST (HDA)



Maintains safe distance and speed from the vehicle ahead using front view camera, radar sensors, and navigation data. Plus, Lane Changing Assist allows for automatic lane changes (above a certain speed) – simply hold the wheel and signal.

BLIND-SPOT COLLISION-AVOIDANCE ASSIST (BCA)



Identifies vehicles in blind spots, issuing visual and audible alerts, and activates differential braking if needed to prevent collisions.



CUSTOMER SELECTION

EXTERIOR COLOURS, WHEELS AND CALIPERS



SOLID COLOUR



ALTA WHITE



UYUNI WHITE



CAPRI BLUE



VIK BLACK

METALLIC COLOURS



MAUNA RED



MAKALU GRAY



STORR GREEN



SAVILE SILVER



HANUMA MINT

MATTE COLOURS



MATTERHORN WHITE



MAKALU GRAY



STORR GREEN

5 CALIPER COLOURS (VARIES ACCORDING TO PACKAGE)



NO COLOUR



BLACK



WHITE



COPPER



LIME

3 WHEEL DESIGNS



19" ALLOY WHEEL
GV60 Premium



20" ALLOY WHEEL
GV60 Sport



21" ALLOY WHEEL
GV60 Sport Plus


INTERIOR – PREMIUM AND SPORT STANDARD

SEAT MATERIAL: LEATHERETTE



SEAT DESIGN

INTERIOR GARNISH



ALUMINIUM A (DIGITAL DOTS)

INTERIOR COLOUR



OBSIDIAN BLACK



DARK GRAY/
GLACIER WHITE *

**Only for Premium and Sport trim*


INTERIOR - PREMIUM AND SPORT OPTIONAL

SEAT MATERIAL: NAPPA LEATHER



SEAT DESIGN


INTERIOR GARNISH



ALUMINIUM A (DIGITAL DOTS)



ALUMINIUM F (HEXAGONAL)



ALUMINIUM D (ARROWS)

INTERIOR COLOUR



OBSIDIAN BLACK



DARK GRAY/
GLACIER WHITE



MONSTERA GREEN/
CAMEL BEIGE



MONSTERA GREEN/
GLACIER WHITE


INTERIOR - SPORT PLUS STANDARD

SEAT MATERIAL: NAPPA LEATHER



SEAT DESIGN


INTERIOR GARNISH



ALUMINIUM A (DIGITAL DOTS)



ALUMINIUM F (HEXAGONAL)



ALUMINIUM D (ARROWS)

INTERIOR COLOUR



OBSIDIAN BLACK



DARK GRAY/
GLACIER WHITE



MONSTERA GREEN/
GLACIER WHITE


INTERIOR – SPORT PLUS OPTIONAL

SEAT MATERIAL: NAPPA LEATHER



SEAT DESIGN

INTERIOR GARNISH



ALUMINIUM D (ARROWS)

INTERIOR COLOUR



NEW NAVY

EXTERIOR DIMENSIONS



The technical features and trims of the described or depicted vehicles throughout this brochure and our website are examples only. They may not be standard or available for all wheelbase types, may vary in specific countries, and are subject to change at any time.

GV60 DIMENSIONS





GENESIS 5-YEAR CARE PLAN

GENESIS 5-YEAR CARE PLAN

PEACE OF MIND AS STANDARD

TRANSFORMING CAR OWNERSHIP: THE 5-YEAR CARE PLAN



The Genesis 5-Year Care Plan¹ is designed to make your driving experience hassle-free with the seamless delivery of service. Including five years of warranty² and roadside assistance³.

WE COME TO YOU: OUR SERVICE PROMISE



Included in your Genesis Care Plan, we offer scheduled servicing for 5 years or 75,000 kilometres.

ALWAYS ON: GENESIS CONNECTED SERVICES AND OTA UPDATES



The Genesis Connected Services app connects your smartphone with the car. To keep you on the right track, your Care Plan also includes updates to your in-car navigational maps.

¹ 5-Year Care Plan T&Cs apply – for more information visit: https://www.genesis.com/uk/documents/legal/terms-conditions_genesis_care_plan_uk_en.pdf

² Genesis Warranty T&Cs apply – for more information visit: https://www.genesis.com/uk/documents/legal/terms-conditions_warranty_genesis_uk_en.pdf

³ Genesis Roadside Assistance T&Cs apply – for more information visit: https://www.genesis.com/uk/documents/legal/terms-conditions_roadside-assistance_genesis_uk_en.pdf



PRICELIST AND TECHNICAL DATA

PRICES IN GBP (INCLUDING 20% VAT)

5 YEAR CARE PLAN INCL.

POWERTRAIN	MOTOR	POWER KW (PS)	DRIVE	GV60 ¹ PREMIUM
ELECTRIC	SINGLE	168 (229)	RWD	54,105 ² £

EQUIPMENT HIGHLIGHTS

<ul style="list-style-type: none">Digital Key 2.0 + Face connectHeated Steering Wheel18 ways to adjust driver's seatErgo Motion Seats (Driver)Ambient Light	<ul style="list-style-type: none">Air Purification SystemFast charging 10%-80% in 18 minutes³i-Pedal & smart regenerative braking 2.0	<ul style="list-style-type: none">Battery conditioningFingerprint authenticationOver-The-Air Software UpdateccIC Display 12.3" Infotainment + 12.3 TFT	<ul style="list-style-type: none">Navigation-based Smart Cruise ControlForward Collision-Avoidance AssistBlind-Spot Collision-Avoidance Assist	<ul style="list-style-type: none">Drift ModeEco-Friendly Fabric & Artificial Leather19" Alloy Wheels
---	--	---	--	--

¹ Genesis GV60 Premium 168 kW (229 PS) - electric energy consumption (combined): 17.0 kWh/100 km; CO₂- emissions (combined): 0 g/km; electric range based on a full charge (combined): 321 miles (according to WLTP)*. The GV60 Premium is a battery electric vehicle requiring mains electricity for charging. Figures are intended for comparison purposes. Only compare fuel consumption, CO₂- and electric range figures with other cars tested to the same technical procedures. These figures may not reflect real life driving results, which will depend upon a number of factors including the starting charge of the battery, accessories fitted (post-registration), variations in weather, driving styles and vehicle load.

* The consumption and emission values are based on the Worldwide Harmonised Light Vehicles Test Procedure (WLTP). Further information on the WLTP measurement procedure can be found at <https://www.genesis.com/uk/en/wltp.html>.

² On The Road price includes vehicle, number plates, delivery, first registration fee, 5-Year Care Plan and VAT. Petrol and Diesel: On The Road price includes vehicle, number plates, delivery, first registration fee, first year VED (Vehicle Excise Duty), 5-Year Care Plan and VAT. For vehicles with a retail price over £40,000 (including paint, options, delivery and packs) when new, pay an additional £335 per year on top of the standard rate of VED, for five years from the start of the second year VED. All prices are subject to change.

³ 18 minute charge is based on 800 V from ultra-rapid chargers (350 kW) . Actual charging time will vary and is dependent on a number of factors including battery temperature, condition and age, ambient temperature and the power provided by the charger. Charge time increases in cold weather and if battery temperature activates safeguarding technology. Ultra-fast chargers are currently available on selected motorways/major arterial routes in the United Kingdom. They are not yet available in Northern Ireland.

The technical features and trims of the described or depicted vehicles throughout our brochure are examples only. They may not be standard or available for all engines styles, may vary in specific countries and are subject to change at any time.

PRICES IN GBP (INCLUDING 20% VAT)

POWERTRAIN	MOTOR	POWER KW (PS)	DRIVE	GV60 SPORT ¹	GV60 SPORT PLUS ²
ELECTRIC	DUAL	234 (318)	AWD	58,565 ³ £	-
ELECTRIC	DUAL	360 (490)	AWD	-	67,705 ³ £

EQUIPMENT HIGHLIGHTS

ADDITIONAL SPORT	ADDITIONAL SPORT PLUS
<ul style="list-style-type: none">20" Alloy Wheels	<ul style="list-style-type: none">21" Alloy WheelsNappa Leather Seats PackBoost Mode⁴Electronic Limited Slip Differential (ECS)

¹ Genesis GV60 Sport 160 kW RR + 74 kW FF (318 PS) - electric energy consumption (combined): 18.8 kWh/100 km; CO₂- emissions (combined): 0 g/km; electric range based on a full charge (combined): 292 miles (according to WLTP)*.

² Genesis GV60 Sport Plus 180 kW RR + 180 kW FF (490 PS) - electric energy consumption (combined): 19.1 kWh/100 km; CO₂- emissions (combined): 0 g/km; electric range based on a full charge (combined): 289 miles (according to WLTP)*.

The GV60 Sport and Sport Plus are battery electric vehicle requiring mains electricity for charging. Figures are intended for comparison purposes. Only compare fuel consumption, CO₂- and electric range figures with other cars tested to the same technical procedures. These figures may not reflect real life driving results, which will depend upon a number of factors including the starting charge of the battery, accessories fitted (post-registration), variations in weather, driving styles and vehicle load.

* The consumption and emission values are based on the Worldwide Harmonised Light Vehicles Test Procedure (WLTP). Further information on the WLTP measurement procedure can be found at <https://www.genesis.com/uk/en/wltp.html>.

³ 'On The Road' price includes vehicle, number plates, delivery, first registration fee, first year VED (Vehicle Excise Duty), 5-Year Care Plan and VAT. For vehicles with a retail price over £40,000 (including paint, options, delivery and packs) when new, pay an additional £335 per year on top of the standard rate of VED, for five years from the start of the second year VED. All prices are subject to change.








⁴ Boost mode only available on Sport Plus. Boost mode adds a 10-second power boost thanks to the additional 20 kW per each motor.

EXTERIOR AND CALIPER COLOURS, WHEELS AND TYRES








EXTERIOR COLOURS

● = Standard ○ = Optional - = Not available

TYPE	PRICE	NAME	CODE	COLOUR	GV60 PREMIUM	GV60 SPORT	GV60 SPORT PLUS
SOLID	- £	Alta White	WHT		●	●	●
		Hanauma Mint	EMT		○	○	○
		Vik Black	PH3		○	○	○
		Saville Silver	SSS		○	○	○
METALLIC	740 £	Makalu Gray	NCM		○	○	○
		Mauna Red	RJK		○	○	○
		Storr Green	KGN		○	○	○







EXTERIOR COLOURS

● = Standard ○ = Optional - = Not available

TYPE	PRICE	NAME	CODE	COLOUR	GV60 PREMIUM	GV60 SPORT	GV60 SPORT PLUS
PEARL	740 £	Capri Blue	NRB		○	○	○
		Uyuni White	UYH		○	○	○
		Matterhorn White	FT7		○	○	○
MATTE	1,100 £	Makalu Gray	MPE		○	○	○
		Storr Green	MKG		○	○	○

WHEELS AND TYRES

● = Standard ○ = Optional - = Not available

SIZE	DESIGN	COLOUR	CODE		TYRE/RIM	TYRE BRAND/TYPE	GV60 PREMIUM	GV60 SPORT	GV60 SPORT PLUS
19"	EV aerodynamic performance type	Silver	EWAAYA		235/55R19 105 W (FW & RW) 8.0J x 19 TYPE A (FW & RW)		●	-	-
20"	3D Layered multi-spoke	Silver	EWAAUN		255/45R20 105 W (FW & RW) 8.5J x 20 TYPE A (FW & RW)		-	●	-
21"	Technical deconstruction 5-spoke	Silver	EWAAUP		255/40R21 102 Y XL (FW & RW) 8.5J x 21 TYPE A (FW & RW)		-	-	●

CALIPER COLOURS

● = Standard ○ = Optional - = Not available

DESCRIPTION		PRICE	GV60 PREMIUM	GV60 SPORT	GV60 SPORT PLUS
NO COLOR		-	●	●	-
WHITE		280 £	○	○	-
COPPER		280 £	○	○	-
BLACK		-	-	-	●
LIME		280 £	-	-	○

INTERIOR COLOURS, SEAT MATERIALS AND GARNISHES






INTERIOR COLOUR

● = Standard ○ = Optional - = Not available

DESCRIPTION		GV60 PREMIUM	GV60 SPORT	GV60 SPORT PLUS
OBSIDIAN BLACK LEATHERETTE [SAAA11]		●	●	-
DARK GRAY/ GLACIER WHITE LEATHERETTE [SAAA11]		●	●	-
OBSIDIAN BLACK NAPPA LEATHER + QUILTING + PIPING [SAAA24]		○	○	●
DARK GRAY/ GLACIER WHITE NAPPA LEATHER + QUILTING + PIPING [SAAA24]		○	○	●
MONSTERA GREEN/ GLACIER WHITE NAPPA LEATHER + QUILTING + PIPING [SAAA24]		○	○	●
MONSTERA GREEN/ CAMEL BEIGE NAPPA LEATHER + QUILTING + PIPING [SAAA24]		○	○	-
NEW NAVY NAPPA LEATHER + QUILTING + PIPING [SAAA24]		-	-	○

INTERIOR GARNISH

● = Standard ○ = Optional - = Not available

MATERIAL	STRUCTURE	GV60 PREMIUM	GV60 SPORT	GV60 SPORT PLUS
ALUMINUM A DIGITAL DOTS [TTAA18]		●	●	●
ALUMINUM F HEXAGONAL [TTAA18]		○ (with Nappa leather)	○ (with Nappa leather)	●
ALUMINUM D ARROWS [TTAA18]		○ (with Nappa leather)	○ (with Nappa leather)	●

Some illustrations show optional equipment

OPTIONAL EQUIPMENT AND PACKAGES



SINGLE OPTIONS

● = Standard ○ = Optional - = Not available

FEATURES DESCRIPTION	PRICE	GV60 PREMIUM	GV60 SPORT	GV60 SPORT PLUS
ELECTROCROMATIC OUTSIDE REAR VIEW MIRROR	80 £	○	○	○
PREVIEW ECS (ELECTRONIC CONTROL SUSPENSION)	650 £	-	○	●
DIGITAL SIDE MIRRORS (INCLUDES 2X OLED 7 INCH SCREENS)	1240 £	○	○	○

OPTIONAL PACKS

● = Standard ○ = Optional - = Not available

FEATURES DESCRIPTION	PRICE	GV60 PREMIUM	GV60 SPORT	GV60 SPORT PLUS
INNOVATION PACK				
REVERSE PCA (PARKING COLLISION-AVOIDANCE ASSIST)				
DUAL FRONT LED HEADLAMPS (LOW & HIGH PROJECTION) w/ ADAPTIVE DRIVING BEAM				
FCA-JX (FORWARD COLLISION AVOIDANCE ASSIST - JUNCTION TURNING & CROSSING)				
RSPA (REMOTE SMART PARKING ASSIST)	2,810 £	○	○	○
SVM (SURROUND VIEW MONITOR CAMERAS)				
AUGMENTED REALITY NAVIGATION				
BVM (BLIND-SPOT VIEW MONITOR)				
HDA (HIGHWAY DRIVING ASSIST) II				
HEAD-UP DISPLAY				
NAPPA LEATHER SEATS PACK				
NAPPA LEATHER SEAT COVER				
SUEDE HEADLINING				
SUEDE A/B/C Pillars				
SUEDE SUNVISOR (DRIVER & PASSENGER)	2,310 £	○	○	●
ALUMINIUM INTERIOR GARNISH (DIGITAL DOTS)				
LEATHERETTE DASHBOARD				
SUEDE DOOR CENTER TRIM				
PERFORMANCE NAPPA LEATHER SEATS PACK				
SPORT APPEARANCE (PERFORMANCE SEAT DESIGN)				
NAPPA LEATHER SEAT COVER				
SUEDE HEADLINING				
SUEDE A/B/C Pillars				
SUEDE SUNVISOR (DRIVER & PASSENGER)	250 £	-	-	○
ALUMINIUM INTERIOR GARNISH (DIGITAL DOTS)				
LEATHERETTE DASHBOARD				
SUEDE DOOR CENTER TRIM				

OPTIONAL PACKS

● = Standard ○ = Optional - = Not available

FEATURES DESCRIPTION	PRICE	GV60 PREMIUM	GV60 SPORT	GV60 SPORT PLUS
BANG & OLUFSEN AUDIO SYSTEM ACTIVE ROAD NOISE CANCELING BANG & OLUFSEN AUDIO SYSTEM SPEAKERS REAR QUARTER FRONT & REAR TWEETER + EXTERNAL AMPLIFICATOR + CENTER SPEAKER + SURROUND SOUND	990 £	○	○	○
SUNROOF PERSONAL LAMP (LED) VISION ROOF- FIXED ROOF RAILS	1,120 £	○	○	○
VEHICLE-TO-LOAD PACK VEHICLE TO LOAD (7 PIN- E&F/J/J TYPE PLUG) (OUTSIDE ADAPTER) VEHICLE TO LOAD (7 PIN G TYPE PLUG) (OUTSIDE ADAPTER) VEHICLE TO LOAD (INSIDE PLUG)	880 £	○	○	○

STANDARD EQUIPMENT



STANDARD EQUIPMENT

● = Standard ○ = Optional - = Not available **P** = Optional pack

EXTERIOR	GV60 PREMIUM	GV60 SPORT	GV60 SPORT PLUS
DUAL FRONT LED HEADLAMPS (LOW & HIGH PROJECTION)	●	●	●
LED DAYTIME RUNNING LIGHT (DRL)	●	●	●
LED REAR STOP LAMPS	●	●	●
LED REAR FOG LAMPS	●	●	●
LED REAR COMBINATION LAMPS	●	●	●
LIGHTING BACKUP GUIDELINES	●	●	●
REAR SPOILER WITH HMSL (HIGH MOUNTED STOP LAMP)	●	●	●
AUTO HIGH BEAM + DUSK SENSOR	●	●	●
OUTSIDE REAR MIRRORS ELECTRICAL ADJUSTMENT + HEATED	●	●	●
OUTSIDE REAR MIRRORS ELECTRICAL FOLDING	●	●	●
PUDDLE LAMP WITH LOGO	●	●	●
GLOSSY BLACK PAINT (C-TYPE)	●	●	●
FLUSH DOOR HANDLES (AUTOMATIC)	●	●	●
FRONT SIDE LAMINATED GLASS	●	●	●
LAMINATED REAR GLASS	●	●	●
WINDSHIELD ACOUSTIC FILM	●	●	●
OUTSIDE DOOR HANDLES BODY COLOR	●	●	●

VIEW OPTIONAL PACKS

STANDARD EQUIPMENT

● = Standard ○ = Optional - = Not available **P** = Optional pack

WHEELS	GV60 PREMIUM	GV60 SPORT	GV60 SPORT PLUS
FRONT BRAKE VENTILATED DISC 19 INCH	●	●	●
REAR BRAKE VENTILATED DISC 19 INCH	●	●	●
BLACK CALIPER COLOR	-	-	●
UNPAINTED SILVER CALIPER COLOR	●	●	-
ALLOY WHEELS 19 INCH	●	-	-
ALLOY WHEELS 20 INCH	-	●	-
ALLOY WHEELS 21 INCH	-	-	●
MICHELIN TIRE	●	●	●
SUMMER TIRE (PILOT SPORT 4)	●	●	●
FRONT HIGH PERFORMANCE DAMPER	●	●	●
REAR HIGH PERFORMANCE DAMPER	●	●	●
PREVIEW ECS (ELECTRONIC CONTROL SUSPENSION)	-	○	●
ELECTRONIC LIMITED SLIP DIFFERENTIAL	-	-	●
TEMPORARY MOBILITY KIT (TMK)	●	●	●
TIRE PRESSURE MONITORING SYSTEM	●	●	●

VIEW OPTIONAL PACKS

STANDARD EQUIPMENT

● = Standard ○ = Optional - = Not available **P** = Optional pack

INTERIOR	GV60 PREMIUM	GV60 SPORT	GV60 SPORT PLUS
DRINK HOLDER AT CENTER ARMREST	●	●	●
INSERT FILM INTERIOR GARNISH (BRONZE)	●	●	-
ALUMINIUM INTERIOR GARNISH	P	P	●
LEATHER STEERING WHEEL	●	●	●
HEATED STEERING WHEEL	●	●	●
STANDARD HEADLINING	●	●	-
SUEDE HEADLINING	P	P	●
STANDARD A/B/C PILLARS	●	●	-
SUEDE A/B/C PILLARS	P	P	●
STANDARD SUNVISOR (DRIVER & PASSENGER)	●	●	-
SUEDE SUNVISOR (DRIVER & PASSENGER)	P	P	●
FABRIC DOOR CENTER TRIM	●	●	-
LEATHERETTE DOOR CENTER TRIM	●	●	-
SUEDE DOOR CENTER TRIM	P	P	●
STANDARD PEDALS	●	●	-
METAL PEDALS	-	-	●
CRYSTAL SPHERE	●	●	●
ELECTROCHROMATIC INSIDE REAR VIEW MIRROR	●	●	●
REAR LUGGAGE COVER	●	●	●

VIEW OPTIONAL PACKS

STANDARD EQUIPMENT

● = Standard ○ = Optional - = Not available **P** = Optional pack

SEATS	GV60 PREMIUM	GV60 SPORT	GV60 SPORT PLUS
STANDARD DASHBOARD	●	●	-
LEATHERETTE DASHBOARD	P	P	●
LEATHERETTE SEAT COVER	●	●	-
NAPPA LEATHER SEAT COVER	P	P	●
HEADREST UP/DOWN & SLIDING	●	●	●
MEMORY FUNCTION (DRIVER) + ELECTRIC ADJUSTMENT (DRIVER & PASSENGER)	●	●	●
ERGO MOTION SEATS (DRIVER)	●	●	●
ELECTRIC HEIGHT ADJUSTER (DRIVER)	●	●	●
ELECTRIC HEIGHT ADJUSTER (PASSENGER)	●	●	●
ELECTRIC CUSHION TILT-UP (DRIVER)	●	●	●
SIDE BOLSTER & CUSHION & BACK CUSHION ADJUSTER (DRIVER)	●	●	●
ELECTRIC LUMBAR SUPPORT (PASSENGER)	●	●	●
ELECTRIC CUSHION EXTENSION (DRIVER)	●	●	●
PREMIUM RELAXATION SEAT (PASSENGER)	●	●	●
PREMIUM RELAXATION SEAT (DRIVER)	●	●	●
ELECTRIC TILT & TELESCOPIC STEERING WHEEL WITH MEMORY FUNCTION	●	●	●
HEATED SEATS (FRONT & REAR)	●	●	●
VENTILATED SEATS (FRONT)	●	●	●
60:40 SPLIT BACK FOLDING FOR REAR SEATS	●	●	●

VIEW OPTIONAL PACKS

STANDARD EQUIPMENT

● = Standard ○ = Optional - = Not available **P** = Optional pack

SAFETY	GV60 PREMIUM	GV60 SPORT	GV60 SPORT PLUS
DRIVER & PASSENGER AIRBAG	●	●	●
FRONT THORAX & PELVIS, REAR THORAX & CURTAIN AIRBAG	●	●	●
DRIVER'S KNEE AIRBAG	●	●	●
CENTER SIDE (FRONT) AIRBAG	●	●	●
ISOFIX CHILD ANCHOR: UPPER & LOWER (REAR)	●	●	●
POWER CHILD DOOR LOCK (AUTO)	●	●	●
RAIN SENSOR	●	●	●
ECALL FOR EUROPE	●	●	●
ADVANCED SAFETY	GV60 PREMIUM	GV60 SPORT	GV60 SPORT PLUS
ABS+ ESC+ HAC+ TSA	●	●	●
MULTI-COLLISION BRAKE (MCB)	●	●	●
SMART CRUISE CONTROL (SCC) WITH STOP & START	●	●	●
REAR BLIND-SPOT COLLISION-AVOIDANCE ASSIST (BCA)	●	●	●
LANE KEEPING ASSIST (LKA)	●	●	●
FORWARD COLLISION-AVOIDANCE ASSIST - CAR/ PEDESTRIAN/BICYCLE (FCA)	●	●	●
FORWARD COLLISION AVOIDANCE ASSIST - JUNCTION TURNING (FCA-J)	●	●	●
INTELLIGENT SPEED LIMIT ASSIST (ISLA)	●	●	●
MANUAL SPEED LIMIT ASSIST (MSLA)	●	●	●
LANE FOLLOWING ASSIST (LFA)	●	●	●
HIGHWAY DRIVING ASSIST (HDA)	●	●	●

VIEW OPTIONAL PACKS

STANDARD EQUIPMENT

● = Standard ○ = Optional - = Not available **P** = Optional pack

INFOTAINMENT	GV60 PREMIUM	GV60 SPORT	GV60 SPORT PLUS
12.3" GENESIS CCIC INFOTAINMENT SYSTEM WITH NAVIGATION	●	●	●
SPEAKERS FRONT DOOR	●	●	●
SPEAKERS REAR DOOR LOW	●	●	●
TWEETER + EXTERNAL AMPLIFIER + CENTER SPEAKER	●	●	●
INTEGRATED DISPLAY 12.3" TFT LCD (CLU) + 12.3" TFT LCD	●	●	●
DIGITAL KEY 2.0	●	●	●
FACE RECOGNITION	●	●	●
FINGER PRINT READER AUTHENTICATION	●	●	●
FRONT & REAR PARKING SENSORS	●	●	●
REAR VIEW CAMERA (RVM) W/ DYNAMIC GUIDELINES ON SCREEN	●	●	●
STEERING WHEEL AUDIO REMOTE CONTROL	●	●	●

VIEW OPTIONAL PACKS

STANDARD EQUIPMENT

● = Standard ○ = Optional - = Not available **P** = Optional pack

CONVENIENCE	GV60 PREMIUM	GV60 SPORT	GV60 SPORT PLUS
BATTERY HEATING SYSTEM	●	●	●
BATTERY HIGH-VOLTAGE EXTEND	●	●	●
BATTERY SAVER	●	●	●
EPB (ELECTRIC PARKING BRAKE) WITH AUTOHOLD	●	●	●
REAR SIDE & BACKLITE PRIVACY GLASS	●	●	●
AMBIENT LIGHTING	●	●	●
AMBIENT LIGHTING IN FOOT AREA	●	●	●
PREMIUM AIR FILTER	●	●	●
PM SENSOR / AIR PURIFICATION	●	●	●
SMART KEY & BUTTON START	●	●	●
IMMOBILIZER	●	●	●
CENTRAL DOOR LOCK ; FR & RR DR LOCK/UNLOCK	●	●	●
DRIVE MODE SELECT	●	●	●
DRIVE MODE INTEGRATED CONTROL	●	●	●
PADDLE SHIFTER (LEVER TYPE)	●	●	●
POWER OUTLET FOR REAR (LOWER CENTER CONSOLE)	●	●	●
FRONT AIR CONDITION W/ DUAL ZONE ADJUSTMENT	●	●	●
2ND ROW HEATING FLOOR OUTPUT	●	●	●
AUTO WINDOW DEFOGGER	●	●	●
2x USB REAR	●	●	●
MANUAL REAR SIDE CURTAIN	●	●	●
POWER OUTLET FOR TRUNK (RH)	●	●	●
USB CHARGER CONSOLE FRONT (2 PORT)	●	●	●

VIEW OPTIONAL PACKS

STANDARD EQUIPMENT

● = Standard ○ = Optional - = Not available **P** = Optional pack

CONVENIENCE	GV60 PREMIUM	GV60 SPORT	GV60 SPORT PLUS
WIRELESS PHONE CHARGER	●	●	●
REAR SEAT ALERT (W/ SENSOR)	●	●	●
REAR SEAT ALERT (W/O SENSOR)	●	●	●
ELECTRIC REAR TAILGATE OPENING & HEIGHT ADJUSTABLE	●	●	●
TRAILER PACKAGE ; WIRING ONLY	●	●	●

BEV SPECIFIC	GV60 PREMIUM	GV60 SPORT	GV60 SPORT PLUS
POSITIVE TEMPERATURE COEFFICIENT (PTC) HEATER	●	●	●
HEAT PUMP	●	●	●
400 V / 800 V CHARGING TECHNOLOGY	●	●	●
IPEDAL	●	●	●
SMART REGENERATIVE BRAKING	●	●	●
BOOST MODE	-	-	●
DRIFT MODE	●	●	●
VIRTUAL GEARSHIFT	-	-	●
DOMESTIC CABLE (AC) ICCB (In cable control box) TYPE 2 MODE 2	●	●	●
PUBLIC CHARGING CABLE (AC) TYPE 2 MODE 3	●	●	●

VIEW OPTIONAL PACKS

TECHNICAL DATA



TECHNICAL DATA

POWERTRAIN	UNIT	GV60 PREMIUM	GV60 SPORT	GV60 SPORT PLUS
TYPE		BATTERY ELECTRIC VEHICLE (BEV)		
DRIVETRAIN		RWD		AWD
TYPE OF GEARBOX		SINGLE SPEED AUTOMATIC TRANSMISSION		
GEAR RATIO			2,263	
TOTAL SYSTEM POWER	KW / PS	168 / 229	234 / 318	360 / 490
FRONT ELECTRIC MOTOR	KW / PS	N/A	74 / 100	180 / 245
REAR ELECTRIC MOTOR	KW / PS	168 / 229	160 / 218	180 / 245
TOTAL MAX. TORQUE	NM	350	605	700
MAX RECUP. W/ SMART REGENERATIVE BRAKING	KW		160	
OPERATING VOLTAGE	V		690	
MAX. RPM	1/MIN		19,000	

TECHNICAL DATA

BATTERY	UNIT	GV60 PREMIUM	GV60 SPORT	GV60 SPORT PLUS
TYPE			LITHIUM-ION	
GROSS BATTERY CAPACITY	KWH		77.4	
MAX. CHARGING CAPABILITY AC	KW		11	
MAX. CHARGING CAPABILITY DC	KW		240	
CHARGING TIME	UNIT	GV60 PREMIUM	GV60 SPORT	GV60 SPORT PLUS
DC FAST CHARGING (10% > 80%)	350 KW / 800 V		18 MINUTES ¹	
DC FAST CHARGING (10% > 80%)	50 KW / 400 V		77.4	
AC WALL BOX CHARGING (10% > 100%)	11 KW / 16 A (3 PHASE)		7H 20M	
AC DOMESTIC SOCKET CHARGING (10% > 100%)	2.7 KW / 12 A (1 PHASE)		34H 20M	

¹18 minute charge is based on 800 V from ultra-rapid chargers (350 kW) . Actual charging time will vary and is dependent on a number of factors including battery temperature, condition and age, ambient temperature and the power provided by the charger. Charge time increases in cold weather and if battery temperature activates safeguarding technology.

TECHNICAL DATA

DOMESTIC CABLE (AC) ICCB (IN CABLE CONTROL BOX)	UNIT	GV60 PREMIUM	GV60 SPORT	GV60 SPORT PLUS
LENGTH	M		5	
MAX. VOLTAGE	V		230	
MAX. AMPERAGE	A		12	
TYPE	-	TYPE 2 <-> TYPE E (DE)		
PUBLIC CHARGING CABLE (AC) TYPE 2 MODE 3	UNIT	GV60 PREMIUM	GV60 SPORT	GV60 SPORT PLUS
LENGTH	M		5	
MAX. VOLTAGE	V		480	
MAX. AMPERAGE	A		32	
TYPE	-	TYPE 2 <-> TYPE 2		

TECHNICAL DATA

BODY	UNIT	GV60 PREMIUM		GV60 SPORT		GV60 SPORT PLUS
NUMBER OF DOORS/SEATS				4 / 5		
LENGTH	MM			4515		
HEIGHT W/O ROOF BARS / WITH ROOF BARS	MM			1580 / 1590		
HEIGHT AT SHARK ANTENNA	MM			1595		
HEIGHT WITH TAILGATE OPEN	MM			1860		
WIDTH MIRROR FOLDED / MIRROR DEPLOYED	MM			1987 / 2150		
WIDTH WITHOUT MIRRORS	MM			1890		
WHEELBASE	MM			2900		
MINIMUM GROUND CLEARANCE	MM			160		
MINIMUM TURNING CIRCLE	M			11.94		
MASS IN RUNNING ORDER	KG	2050		2170		2220
MAX. LOADING MASS	KG	2475		2595		2640
PAYLOAD	KG		425			420
ROOF LOAD	KG			100		
TRUNK VOLUME BEHIND FRONT SEATS	L			1460		
TRUNK VOLUME BEHIND REAR SEATS BELOW REAR WINDOW	L			432		
TRUNK VOLUME FRONT ("FRUNK")	L	53			20	
COEFFICIENT OF DRAG	CD			0.29		
MAX. TOWING CAPACITY (BRAKED/UNBRAKED)	KG			1600 / 750		
TOWING HOOK VERTICAL LOAD	KG			100		

TECHNICAL DATA

V2I	UNIT	GV60 PREMIUM	GV60 SPORT	GV60 SPORT PLUS
MAX POWER	KW		3.68	
CONSUMPTION & RANGE	UNIT	GV60 PREMIUM	GV60 SPORT	GV60 SPORT PLUS
ELECTRIC CONSUMPTION COMBINED (WLTP)	KWH/100 KM	17.0	18.8	19.1
ELECTRIC CONSUMPTION CITY (WLTP)	50 KW / 400 V	12.8	13.8	14.3
RANGE COMBINED (WLTP)	KM	517	470	466
RANGE CITY (WLTP)	KM	691	636	621
NOISE REGULATION	UNIT	GV60 PREMIUM	GV60 SPORT	GV60 SPORT PLUS
NOISE MOVING	DB (A)		66	

The consumption and emission values are based on the Worldwide Harmonised Light Vehicles Test Procedure (WLTP). Further information on the WLTP measurement procedure can be found at <https://www.genesis.com/uk/en/wltp.html>.

The GV60 is a battery electric vehicle requiring mains electricity for charging. Figures are intended for comparison purposes. Only compare fuel consumption, CO₂- and electric range figures with other cars tested to the same technical procedures.

These figures may not reflect real life driving results, which will depend upon a number of factors including the starting charge of the battery, accessories fitted (post-registration), variations in weather, driving styles and vehicle load.

TECHNICAL DATA

DRIVING DYNAMICS AND SAFETY		GV60 PREMIUM	GV60 SPORT	GV60 SPORT PLUS
SUSPENSION TYPE, FRONT		MCPHERSON TWIN ARM		
SUSPENSION TYPE, REAR		5-LINK MULTI-LINK		
BRAKE TYPE, FRONT		VENTILATED / Ø360X34T		
BRAKE TYPE, REAR		VENTILATED / Ø360X20T		
EURO NCAP		5 STARS ¹		
PERFORMANCE	UNIT	GV60 PREMIUM	GV60 SPORT	GV60 SPORT PLUS
ACCELERATION 0-100 KM/H	SEC	7.8	5.5	4
ACCELERATION 80-120 KM/H	SEC	5.1	3.7	2.5
TOP SPEED	KM/H (MPH)	185 (115)	200 (124)	235 (146)
BRAKING 100 - 0 KM/H	M		41	

¹ Genesis GV60 awarded five-star Euro Ncap safety rating - <https://www.euroncap.com/en/results/genesis/gv60/46605>

The technical features and trims of the described or depicted vehicles throughout the brochure and our website are examples only. They may not be standard or available for all engines styles, may vary in specific countries and are subject to change at any time.

THANK YOU FOR READING
LEGAL NOTICE & DATA PROTECTION

THE GENESIS GV60

Genesis.com

Sales Consultation

The descriptions and illustrations contained in this brochure, as well as information about the scope of delivery, equipment, colour, appearance, performance, dimensions, weight, fuel consumption and operating costs of the vehicles, are correct at the time of publication. All prices quoted are recommended retail prices ex works. Illustrations contain special equipment and sometimes show features that are not available on the European market.

Status: June 2024 | Changes and errors excepted.