



GENESIS G80





# GENESIS G80

GENESIS.

We know the expectations and values you seek in our name.

So we took a step forward and imagined the future you will face and

visualized a lifestyle based on real needs and desires.

Then we captured every detail in GENESIS G80.

Equipped with advanced safety components and an array of new features,

GENESIS G80 is a blend of bold lines and stunning technology.

The fully redesigned GENESIS G80 will merge seamlessly into your daily life and

meet all the expectations you've ever had for GENESIS.







Tasman blue (19" Hypersilver wheels [10 Y-spoke type (B)])





# ATHLETIC ELEGANCE

Designs are an expression of unspoken messages and a concentration of endless images.  
GENESIS G80 reveals its brand identity by perfectly balancing an elegant and dynamic exterior  
with a wide interior that pushes the boundaries of cabin space.

Tasman blue (19" Hypersilver wheels [10 Y-spoke type (B)])





## GENESIS G80

From the brand's signature slim, two-lined high-tech quad headlamps to the sensuous lines of the side repeaters, and from the delicately styled rear lamps to the bold and dynamic wheel designs, one surprise will only lead you to another.





Forest blue mono-tone (maroon brown upper door trim / signature design selection II (ash color gradation real wood))





Feel the distinctive confidence and sensitivity that fills the GENESIS G80's cabin, from the gratifying elegance exuded by real wood trim finishes to the fine details of the rotary dial and the plush comfort of the Nappa leather seats.





Tasman Blue (19" Hypersilver wheels [10 Y-spoke type (B)])





## GENESIS G80 SPORT

The dark chrome radiator grille and three-dimensional wing-shaped front bumpers immediately differentiate GENESIS G80 SPORT from its siblings. Black bezels around the headlamps, exclusive 19" diamond cut wheels, and a wide, bold rear bumper also highlight its sporty design.





The thrill of dynamic driving starts with the exquisite designs of the GENESIS G80 SPORT's exclusive three-spoke steering wheel, real carbon garnishes, and quilted Nappa leather seats.





# PERFORMANCE

Every moment is exhilarating inside the GENESIS G80 SPORT, which perfectly balances the brand's refined driving performance with sportiness. Experience GENESIS G80 SPORT's full capabilities, from its agile handling to firm ride; breathtaking acceleration to solid braking; and quiet interior that maximizes dynamic audio sounds.

3.5 turbo gasoline engine

380 Maximum output  
PS/5,800rpm

54.0 Maximum torque  
kgf·m/1,300~4,500rpm



# INTELLIGENT

Endless variables arise while driving, demanding immediate intuition and insight. GENESIS G80 is outfitted with an array of progressive safety technologies that offer comprehensive and multi-dimensional assistance to control the vehicle, providing uncompromised safety for everyone on the road.





INTELLIGENT SAFETY FEATURES ACTIVELY RESPOND TO ALL SIGNS OF DANGER, NO MATTER HOW MINOR.



01.  
**Forward Collision-Avoidance Assist (FCA) system (junction crossing, change oncoming, change side, evasive steering assist)** \_ This system helps to automatically bring the vehicle to a stop when there is a collision risk with another vehicle, cyclist or pedestrian that suddenly appears or stops ahead, or with vehicles approaching from the left or right side of an intersection. FCA helps to automatically steer the vehicle away from an oncoming vehicle or from a vehicle ahead in the adjacent lane if a collision risk increases while changing lanes, or when a pedestrian and/or cyclist gains proximity to a moving GENESIS G80 in the same lane.

A	B	A. FCA - Junction crossing
	C	B. FCA - Change side C. FCA - Evasive steering assist



02.  
**Lane Keeping Assist (LKA) system** \_ This system alerts the driver if the vehicle leaves the lane while driving over a certain speed and without the use of the turn signals. LKA may also apply steering wheel control if the vehicle leaves the lane.

**Lane Following Assist (LFA) system** \_ This helps assist steering to keep the vehicle centered in its current lane.

03.  
**Blind-Spot Collision-Avoidance Assist (BCA) system** \_ This system alerts the driver of approaching vehicles in the blind spot area when the driver activates the turn signals to change lanes or when the vehicle is exiting a parallel parking spot. If the risk increases even after the warning, the system helps to automatically stop the vehicle to avoid a potential collision.



EXPERIENCE GENESIS G80'S STUNNING EVOLUTION TOWARDS AUTONOMOUS DRIVING  
WHETHER YOU'RE ON THE HIGHWAY, CHANGING LANES OR FACING A CURVE AHEAD.



01.  
**Forward Attention Warning (FAW)** \_ This system alerts the driver if inattentive driving patterns are detected.



02.  
**Blind-Spot View Monitor (BVM) system** \_ When the turn signals are activated, video images of the respective side/rear view of the vehicle appears on the center cluster.



ENJOY MAXIMUM SAFETY AND ULTIMATE COMFORT AT ALL TIMES AS  
GENESIS G80 SURROUNDS YOU WITH CUTTING-EDGE TECHNOLOGY.



01.  
Surround View Monitor (SVM) system \_ Video images of the area surrounding the vehicle can be viewed to assist in safe parking.




02.  
Rear Cross-Traffic Collision-Avoidance Assist (RCCA) system \_ This system alerts the driver if a collision risk is detected from the left and right sides of the vehicle while reversing. If the risk increases even after the warning, RCCA helps to stop the vehicle.



03.  
Reverse guiding lamps \_ When in reverse, these LED lights are angled to illuminate the ground behind the vehicle. This allows pedestrians and other vehicles to easily notice that the vehicle is reversing, maximizing safety and preventing accidents.



04.  
Intelligent Front-Lighting System (IFS) \_ This system automatically activates or deactivates part of the high beam lights when it detects an oncoming vehicle or a vehicle ahead, to prevent glare for drivers of other vehicles. This supports safer driving at night as the high beam lights don't have to be adjusted manually.







Anthracite gray/dune beige two-tone (anthracite gray upper door trim / signature design selection II (olive ash real wood))

# CONVENIENCE

Ambient light colors a space with various emotions. GENESIS G80 offers an astonishing experience with a variety of convenience features, from opening the door to validating various driving information, setting the desired functions, and using smart devices.

**Front ERGO Motion seats** \_ The driver's seat and the front passenger's seat is equipped with air cells that can be controlled to provide optimal driving posture and seating comfort. It also provides enhanced side and cushion support in connection to the driving mode or vehicle speed, while the stretch mode controls each air cell individually to reduce fatigue while driving. Furthermore, GENESIS G80's driver's seat has been recognized by Germany's Aktion Gesunder Rucken e.V. (Campaign for Healthier Backs) for the highest level of comfort.



AGR (Aktion Gesunder Rucken e.V., Germany) Certification \_ Campaign for Healthier Backs, or Aktion Gesunder Rucken e.V., bestows its international seal of approval to outstanding back-friendly products, such as car seats, after rigorous evaluation by its panel of orthopedic surgeons on how the seats can be adjusted to prevent discomfort and the impact of seat structures on back posture.



CONTROLLING THE INFOTAINMENT FEATURES HAS NEVER BEEN SO EXCITING.  
EVERY COMMAND YOU GIVE IS PART OF THE PLEASURE.

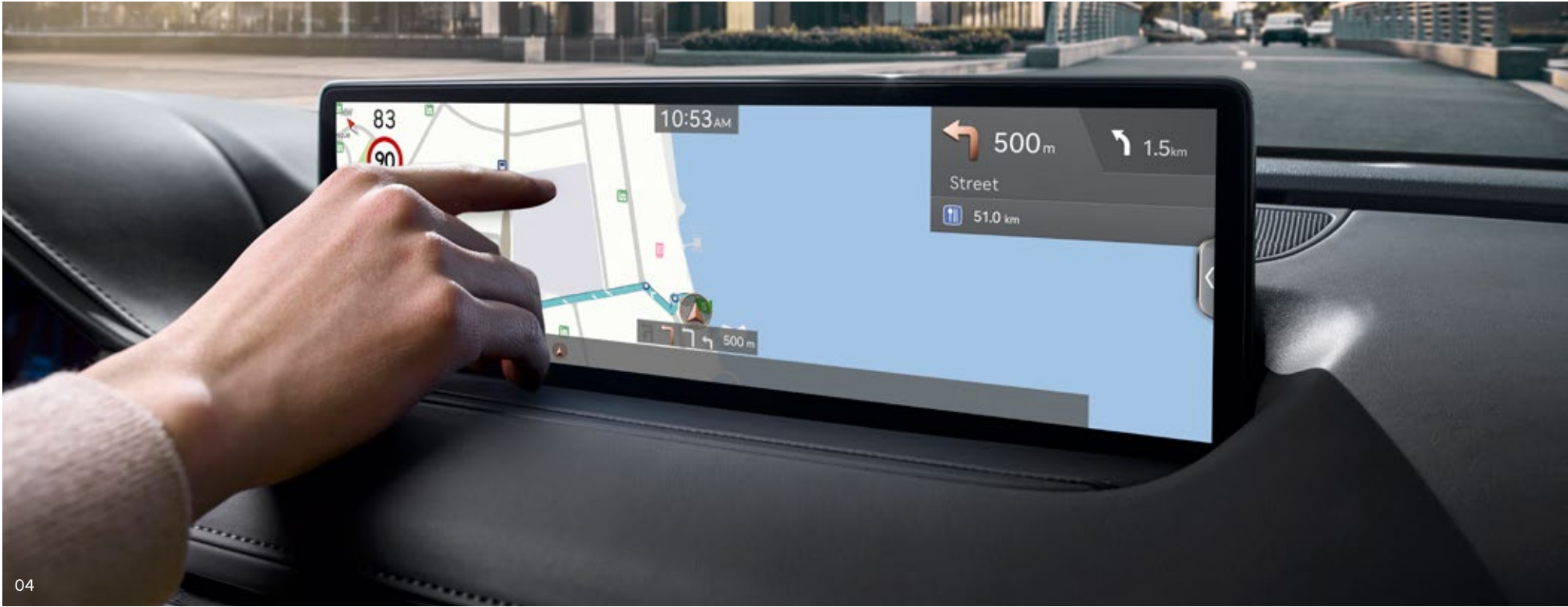


01.  
**12.3" 3D cluster** \_ The wide, high-resolution 12.3" 3D cluster provides various view modes and differentiated drive mode illumination. The cluster's embedded camera tracks the driver's eye movements to provide 3D information at any angle, maximizing visibility.



02. 03.  
**GENESIS touch controller** \_ Located on the center console, this allows users to control the various infotainment systems easily without having to repeatedly touch any buttons or screens. Its handwriting recognition system helps users set a destination or enter a phone number simply by using handwritings instead of typing into a keyboard.

**Head-Up Display** \_ Shows driving speed and GPS information, as well as key driver assist information and crossroads. The high-resolution, 12" wide display boasts clear visibility during daytime or nighttime.



04.  
**14.5" infotainment system** \_ The system's 14.5" wide display can be controlled by a touchscreen or by handwriting recognized through GENESIS integrated controller. The display's screen is divided to show media, weather and navigation features separately on the right side.



FROM THE WAY THE DOORS OPEN TO THE SMOOTH EMBRACE OF THE SEATS,  
NOVEL EXPERIENCES WILL ESCALATE INTO ULTIMATE COMFORT.



01.  
**18 Lexicon speakers system (Quantum Logic Surround)** \_ The Quantum Logic Surround mode allows passengers to enjoy more dynamic and vivid sound effects.



02.  
**ERGO motion driver and passenger seats** \_ The driver seat and the passenger seat is equipped with ERGO motion seats featuring seven air cells that can be controlled individually to provide optimal seating. Linked to a drive mode or a speed set by the driver, this ergonomic feature can control lateral support. It also offers a stretching mode to reduce fatigue.



03.  
**Rear seat dual monitors** \_ The dual rear seat displays consist of large 9.2" monitors that have a wide viewing angle. The monitors allow right and left rear seat passengers to use separate video and audio inputs. Touchscreen features make the monitors easy to use, while the monitors can be tilted to compensate for front-seat adjustments.



04.  
**Power and ventilated/heated rear seats** \_ The rear seats can slide forwards or backwards for adjustment while the seats' heating and ventilation system is linked to the vehicle's speed, which automatically controls the blower speed to provide passengers with more meticulous care. The driver can also easily control heating/ventilation of all seats via the main climate control panel.



# PERFORMANCE

The impeccable balance between the brand's next-generation turbo engine and platform leads to astonishing power and stability, enhancing the excitement of driving. Advanced features like Preview-ECS help you identify obstacles ahead, promising nothing but a comfortable ride.



Tasman blue (19" Hypersilver wheels [10 Y-spoke type (B)])



A NEW TURBO ENGINE AND ADVANCED BRAKING TECHNOLOGY  
RESULT IN GRACEFUL AND DYNAMIC DRIVING.



**2.5 turbo gasoline engine** \_ Improved cooling and injection systems in the brand's newly-developed, next-generation turbo engine delivers optimal performance and fuel economy under any driving conditions.

**304** Maximum output  
PS/5,800rpm

**43.0** Maximum torque  
kg·m/1,650~4,000rpm

**3.5 turbo gasoline engine** \_ Increased combustion speed in the center injection enhances combustion safety and improves fuel economy. Improved intercoolers provide faster responsiveness and maximize the thrill of driving.

**380** Maximum output  
PS/5,800rpm

**54.0** Maximum torque  
kg·m/1,300~4,500rpm



**01.**  
**8-speed automatic transmission / Shift-by-Wire (SBW)** \_ The precise and smooth 8-speed automatic transmission replaces the previous bullet Transmission with a leaf spring and roller-type lever. The delicate woven patterns and ambient lights projected on the real glass materials of the dial-style shift on the shift-by-wire transmission base offer a unique touch to the fingers as well as visual aesthetics.

**02.**  
**Drive mode control system** \_ Drivers can switch between Comfort, Eco, Sport, or Custom driving modes according to preferences or driving conditions. From the smooth ride of the comfort mode to the powerful acceleration of the sports mode and to the fuel efficient Eco mode, GENESIS G80 is ready to deliver optimal driving for any situation.

**03.**  
**Double-jointed soundproof glass** \_ Acoustic laminated glass is applied to the front windshield and all doors of the vehicle along with improved, triple-layer door sealings to minimize wind noise. Class-leading interior tranquility lets passengers focus on their music or on conversations even at high driving speeds.



# FEATURES [GENESIS G80]



18" Diamond cut wheels



19" Hypersilver wheels  
[Dish type (A)]



19" Hypersilver wheels  
[10 Y-spoke type (B)]



Makalu gray



Tasman blue



Full LED headlamps



Radiator grille



Puddle lamps with GENESIS logo




Chrome-coated surround molding



Ghost door closing



8" TFT LCD cluster



Rear occupant alert



Frameless room Mirror



Wireless smartphone charging system



18 Lexicon speakers system



Safety power window



Panorama sunroof



Double-jointed soundproof glass  
(windshield and all doors)



Smart electric trunk



Dual mufflers



Front seat warming  
& air cooling ventilation



Rear seat warming  
& air cooling ventilation



Rear seat climate controller



Manual rear door curtains



Electric backlite curtain



# FEATURES [GENESIS G80 SPORT]



19" Diamond cut wheels



Cavendish red



Full LED headlamps



Dark chrome radiator grille



Front wheel air curtain



Rear bumper side air vent & edge



Dark chrome DLO molding



Dual mufflers



Three-spoke steering wheel



Metal pedals



# EXTERIOR COLORS

MATT

Verbier white [NA3]

Makalu gray [MPE]

GLOSSY

Uyuni white [UYH]

Capri blue [NRB]

Savile silver [SSS]

Tasman blue [URA]

Makalu gray [NCM]

Cavendish red [RLA] \*sport only

Vik black [PH3]

Vatna gray [GRY]

Obsidian black mono-tone (Obsidian black seats)

Standard design (Black high gloss)

Synthetic leather seats

Black high gloss

Havana brown mono-tone (Havana brown seats/maroon brown upper door trim)

Standard design (Black high gloss)

Synthetic leather seats

Black high gloss



[SIGNATURE DESIGN SELECTION I ]

Obsidian black mono-tone (Obsidian black seats)



Havana brown mono-tone (Havana brown seats/maroon brown upper door trim)



Forest blue mono-tone (Forest blue seats/maroon brown upper door trim)



INTERIOR COLORS [SIGNATURE DESIGN SELECTION II ]

Obsidian black mono-tone (Obsidian black seats)



Havana brown mono-tone (Havana brown seats/maroon brown upper door trim)



※ 'Open pore' real wood processes preserve the touch and feel of natural wood. Thus, patterns and colors may differ depending on which part of the wood was used.



[SPORT DESIGN SELECTION]

Forest blue mono-tone (Forest blue seats/maroon brown upper door trim)



Anthracite gray/dune beige two-tone (Dune beige seats/anthracite gray upper door trim)



Anthracite gray/vanilla beige two-tone (Vanilla beige seats/anthracite gray upper door trim)



Obsidian black mono-tone (Obsidian black seats, red stitch)



Obsidian black/sevilla red two-tone (Sevilla red seats/obsidian black door upper trim)




Anthracite gray/vanilla beige two-tone (Vanilla beige seats/anthracite gray upper door trim)





# SPECIFICATIONS



Units: mm, \* based on 245/40R20 tires in the front and 275/35R20 tires in the back

	2.5 turbo gasoline	3.5 turbo gasoline
Overall length (mm)	4,995	←
Overall width (mm)	1,925	←
Overall height (mm)	1,465	←
Wheel base (mm)	3,010	←
Front wheel tread (mm)	1,627(18")/1,630(19")	1,630(19")
Rear wheel tread (mm)	1,659(18")/1,637(19")	1,637(19")
Engine type	I4 2.5 T-GDi	V6 3.5 T-GDi
Drivetrain	RWD / AWD	←
Displacment (cc)	2,497	3,470
Max. Power (PS/rpm)	304/5,800	380/5,800
Max. Toque (kg·m/rpm)	43.0/1,650–4,000	54.0/1,300–4,500
Fuel tank capacity (ℓ)	65	73




※ The government-certified standard fuel consumption value was measured using the newly reinforced measurement method.

Model	Drive-train	Tire	Curb weight (kg)	Transmission	Grade	CO <sub>2</sub>	Fuel efficiency reported to the government (km/ℓ)		
							City	Highway	Combined
2.5 turbo gasoline	RWD	18"	1,785	8-speed A/T	4	157	9.5	13.0	10.8
		19"	1,800	8-speed A/T	4	160	9.3	12.8	10.6
	AWD	18"	1,855	8-speed A/T	4	167	8.9	12.1	10.1
		19"	1,870	8-speed A/T	4	173	8.7	11.6	9.8
3.5 turbo gasoline	RWD	19"	1,890	8-speed A/T	5	187	8.0	11.4	9.2
	AWD	19"	1,960	8-speed A/T	5	203	7.3	10.3	8.4

Maintain constant speeds for driving efficiency. | \*The above fuel economy was calculated based on standard driving conditions. Actual fuel efficiency may vary depending on road conditions, driving style, cargo weight, maintenance conditions, and outside temperature. \*Some of the photographed vehicles in this brochure depict optional features for illustrative purposes and may differ from the actual vehicles purchased.

# GENESIS PREMIUM CAR CARE

There is no stress for car management. Our accumulated know-hows and infrastructure will ensure every driver to have a safe driving experience.

-  5 Years Unlimited Km Manufacturer Warranty
-  5 Years/100,000 Km Service Contract
-  5 Years Roadside Assistance Service



