



GENESIS GV60



Overseas model shown, Australian specifications may vary. GV60 in Uyuni White.

PRESENTING THE NEW GENESIS GV60

By combining bold, eco-conscious choices with uncompromising values, Genesis is a brand that exceeds expectations on every level. Introducing the GV60 SUV, our first fully electrified vehicle, and the purest expression of the Genesis 'Athletic Elegance' design philosophy to date. A moment where beauty, pioneering technology and sustainability combine.

Overseas model shown, Australian specifications may vary. GV60 in Uyuni White.



ELECTRIFIED LUXURY

Deploying cutting-edge technologies, the GV60 offers drivers a new benchmark in premium electric motoring. From next-generation engines (two electric motors powered by a 77.4kWh lithium-ion battery) and class-leading ultra-fast charging (10%-80% in just 18** minutes), to a smart regenerative braking system and fingerprint authentication, the GV60 is the embodiment of modern luxury.

The GV60 allows the driver to have a fully keyless experience when using Face Connect and Fingerprint start together.

This game-changing SUV is also available in two models: the 'AWD' variant and the more potent 'Performance AWD'. The Standard AWD GV60 boasts a generous range of up to 470km* for a full charge.

*Figure based on WLTP (Worldwide Harmonised Light-Duty Vehicles Test Procedure) static laboratory combined average city and highway cycle test, which measure, energy consumption, range and emissions in passenger vehicles, designed to provide figures closer to real-world driving behaviour. Real life driving results will vary depending on a combination of driving style, type of journey, vehicle configuration, battery age and condition, use of vehicle features (such as heating and air conditioning), as well as operating, environmental and climate conditions. ** Charging times based on using a 350kw fast charger. Charging times may differ and depend on charger specifications and conditions



Overseas model shown, Australian models come with roof rails as standard. GV60 in Uyuni White.



Overseas model shown, Australian specifications may vary. GV60 with Torrent Navy interior.

ENGAGING INTERIOR



From the confines of a tranquil, functional, remarkably spacious cabin — inspired by the Korean “beauty of white space” ethos — the GV60’s interactive, multi-sensory design brings the driver and technology closer together. For proof, look no further than the world-first Crystal Sphere [pictured]. Located on a floating centre console, it doubles as an orb of ambient lighting when the vehicle is switched off and then, when the car is on, rotates to reveal a haptic shift-by-wire controller.

The GV60’s interior is truly like no other.

Overseas model shown, Australian specifications may vary.

ENGAGING TECHNOLOGY

Genesis Face Connect

Face Connect is a feature that allows the vehicle to recognise the driver's face to lock or unlock its doors without a key. With Face Connect, the Head-Up-Display (HUD), driver's seat, steering wheel, side mirrors, and infotainment settings can be adjusted based on the driver's customised settings. It can be automatically connected to individual driver profiles, providing a new level of convenience that makes it seem as if the vehicle recognises the driver.

Genesis Connected Services (GCS)

To blend seamlessly with a connected* world, the GV60 introduces the latest generation of Genesis Connected Services (GCS), linking drivers — either in-vehicle or via Genesis Connected Services app — with a suite of safety, security and convenience features such as SOS Emergency Call function, Calendar integration, EV Charging Station search and much more.

Over-the-air (OTA)

And there's more. Over-the-air (OTA) function is used to wirelessly** update infotainment system features, such as navigation, the digital instrument cluster, and the Head-Up-Display (HUD) as well as software updates on major electronic devices including the electric vehicle integrated control device, suspension, brakes, steering wheel, and airbags. This allows drivers to update their vehicle's software without visiting a service centre, so their vehicle is up to date with the latest features.

*Requires GCS to be activated, compatible device & app installation, third party info, mobile data, network reception and GPS signal to operate. Mobile usage at user's cost. Not available in areas not covered by the Optus 4G/3G network in Australia or if services are disabled or terminated. Features and app are subject to change.

**Features and services subject to connectivity.

Overseas model shown, Australian specifications may vary. GV60 in Hanauma Mint.



BOOSTING PERFORMANCE

When it's time to press the throttle, no compromises have been made in terms of driving dynamics. Built upon the dedicated Electric-Global Modular Platform (EGMP), the GV60's two high-output permanent-magnet synchronous motors deliver highly competitive performance while not compromising energy consumption.

While the AWD variant offers an impressive 234kW and 650Nm, the Performance AWD raises the bar considerably, thanks to its higher output front motor. It also offers an exciting Boost Mode, which, when activated increases power to 360kW in thrilling 10-second bursts. With torque already at 700Nm, Boost Mode can launch the GV60 from 0-100km/h in just 4.0 seconds.



Overseas model shown, Australian models come with roof rails as standard. GV60 in Uyuni White. Overseas charger shown, for illustrative purposes only.

ENGULFED IN ELEGANCE

To step into the GV60 is to enter your own private oasis of refinement, comfort and convenience, where every sense is indulged, whether it's the Ergo Motion Drivers Seat massaging your back, or the customised scent diffusers gently releasing chosen aromas around the cabin. And when your soul needs stimulating by great driving music, the Bang & Olufsen Hi-Res Sound System and its 17 speakers are on hand to provide rich, high-quality sounds befitting of the GV60 luxury experience.

Once you've discovered your perfect GV60 environment, use the GV60's magical Fingerprint Authentication System to seamlessly recall all your personal settings, ensuring every drive is exactly as you like it.



Overseas model shown, Australian models come with roof rails as standard. GV60 in Uyuni White. Overseas charger shown, for illustrative purposes only.



Overseas model shown, Australian specifications may vary. GV60 in Hanauma Mint.

IN THE PRESENCE OF BEAUTY

With its gorgeous silhouette and daring exterior styling, the GV60 is a car that proudly demands attention, created for drivers who aren't afraid to stand out from the masses. Baring all the hallmarks of the Genesis 'Athletic Elegance' design concept, the GV60 packs an immediate visual punch with strong curved lines and striking two-line quad headlamps.

Zoom in to the details and an even more beautiful picture unfolds; the sporty signature crest grille; the coupe-like roofline; the integrated rear spoiler; the flush door handles; and not forgetting the first unveiling of the new show-stopping Genesis emblem, engraved with an intricate braided 'guilloche' pattern.



Overseas model shown, Australian specifications may vary. GV60 in Hanauma Mint.

FEATURES



20" Dark Hyper Silver Wheels



21" Sputtering Wheels
*Performance AWD Models



Dynamic Welcome Light



Roof Rails



10 Airbags



Seat Position Memory System (Smart Posture System included)



Front Storage Compartment



Acoustic Laminated Windshield & Window Glass



Head-Up Display (HUD)



Interior V2L + Exterior V2L (not shown)



Passenger Seat Walk-in Switch



Ventilated Cooling & Heated Front Seats



Atacama Copper (Matte) / Standard AWD / 20" Wheels.
Overseas model shown.



Hanauma Mint / Performance AWD / 21" Wheels
Overseas model shown.



60:40 Folding Rear Seats



Portable Standard Charging Cable



Heated Rear Seats



Rear Window Shades

Overseas model shown, Australian specifications may vary.

EXTERIOR COLOURS

MATTE



Matterhorn White [FT7]




Atacama Copper [CPM]




Makalu Gray [MPE]


GLOSSY




Uyuni White [UYH]




Savile Silver [SSS]




Makalu Gray [NCM]




Vik Black [PH3]




Hanauma Mint [EMT]




Atacama Copper [CPR]



Capri Blue [NRB]



Mauna Red [RJK]



Barossa Burgundy [BJK]

INTERIOR COLOURS [SIGNATURE DESIGN SELECTION]


Obsidian Black with Copper Accents (3CP)



Signature Design Selection II (Digital Dot patterned aluminium)



Nappa Leather* seats (with piping detail)



Digital Dot patterned aluminium


Ash Grey / Glacier White Two-tone - Glacier White seats, Copper Package (2CP)



Signature Design Selection II (Digital Dot patterned aluminium)



Nappa Leather* seats (with piping detail)



Digital Dot patterned aluminium


Monstera Green / Glacier White Two-tone - Glacier White seats (4CP)



Signature Design Selection II (Digital Dot patterned aluminium)



Nappa Leather* seats




Digital Dot patterned aluminium

*Finishes specified as leather may contain elements of genuine leather, polyurethane leather (leather substitute) or man-made materials, or a combination thereof.


Overseas model shown, Australian specifications may vary.

INTERIOR COLOURS [PERFORMANCE DESIGN SELECTION]


Torrent Navy with Metallic Accents (NVZ)



Obsidian Black with Metallic Accents (NR9)



Ash Grey / Glacier White with Metallic Accents (GM9)



Overseas model shown, Australian specifications may vary.

SPECIFICATIONS



* Unit : mm, Wheel tread is based on 21" tires. * (with roof rack)

	Standard AWD	Performance AWD
Overall Length (mm)	←	←
Overall Width (mm)	←	←
Overall Height (mm)	1,595	1,595
Wheel Base (mm)	←	←
Battery Type	←	←
Battery Capacity (kWh)	←	←
Max. Power (kW)	Front: 74, Rear: 160, Total: 234	Front: 160, Rear: 160, Total: 320 Front: 180, Rear: 180, Total: 360 (Boost Mode)
Max. Torque (Nm)	Front: 255, Rear: 350, Total: 605	Front: 350, Rear: 350, Total: 700 (Boost Mode)

*Figure based on WLTP (Worldwide Harmonised Light-Duty Vehicles Test Procedure) static laboratory combined average city and highway cycle test, which measure, energy consumption, range and emissions in passenger vehicles, designed to provide figures closer to real-world driving behaviour. Real life driving results will vary depending on a combination of driving style, type of journey, vehicle configuration, battery age and condition, use of vehicle features (such as heating and air conditioning), as well as operating, environmental and climate conditions.

Model Name	Fuel Type	Rated Voltage Of Battery / Capacity	Tyre	Curb Weight	Single- Charge Driving Range (km)*	Electric Driving Efficiency, Combined	
						(Wh/km)	(kWh)
Standard AWD	Electric	697 V / 111.2 Ah	20"	2,160 kg	470	188	18.8
Performance AWD	Electric	697 V / 111.2 Ah	21"	2,210 kg	466	191	19.1

Overseas model shown. Australian specifications may vary. Please check with retail team before placing your deposit. The images used in this brochure are intended to enhance customer understanding and are focused on high-end models and optional features. The features introduced in this brochure may vary by trim model, package, powertrain, and exterior colour.



GENESIS.COM