

HONDA
The Power of Dreams

NEW
CITY

Introducing the new City
Exceptional like you.



Exceptional

ex·cep·tion·al / [ik-sep-shuh-nl]

adjective

forming an exception or rare instance; unusual;
extraordinary: unusually excellent; superior:
an exceptional violinist.

What makes you exceptional?

Is it your success? Or is it the way you handle it? It's not something that you have acquired recently. It's been there. All along.

Presenting the new City, with its legendary style and understated elegance. A manifestation of your exceptionalness.



New features that make the City exceptional



First-in-Class Electric Sunroof
brings in the sunshine



ORVM with Turn Indicators
that combine safety with looks



10 Spoke Alloy Wheels



Premium Chrome Front Grille



Rear Bumper with Reflectors



Sporty Front Bumper



Rear Combination Lamp
for enhanced style



Improved Ground Clearance



If you are exceptional, it shows.

The new City is a mirror image of you. And like you its brilliance cannot be hidden. It glows with a sparkling demeanor. The new glossy chrome finish on the front and rear, the new alloy wheels and ORVM with turn indicators, all rolled up in the arrow shot form design. That's as classy as it gets.

*For exceptional, efficiency
and performance go hand in hand.*




Average goes by the average. Exceptional sets the benchmark.
Average says yes more than no. Exceptional is harder to please.
Average is about quantity. Exceptional looks at quality.

We know exceptional people are hard to please. We kept that in mind while creating the new City for the discerning you. At the heart of the new City is the 1.5L i-VTEC engine. Accompanying it is Paddle Shift for smooth sailing and higher ground clearance so that your driving stays effortless, just like your charm.

i-VTEC

1.5L versatile engine delivers power as well as high fuel efficiency, performing to the best while keeping a fine balance. It is something that comes naturally to exceptional people like you.



Max Power (PS/rpm): 118/6600
Torque (Nm/rpm): 146/4800



Paddle Shift

The finger controlled 5-speed transmission makes driving effortless. For those who don't try too hard to prove themselves, it is most appropriate.



Cruise Control

The conveniently placed Cruise Control buttons on the steering wheel allow you to relax on those long drives, taking along your loved ones, with you.

Where does exceptional begin?



Step inside the new City to see some of the finest things. The soft-lit blue meter graphics, the understated polish of chrome fittings, the effortless driver seat height adjustment and an integrated audio console, all render a few eulogies about your taste.



New Blue Combination Meter Graphic



Chrome Garnished Central Console



Chrome Door Handle and Silver Lining



Advanced Integrated Audio Panel



Within.

Exceptional is always genuine.

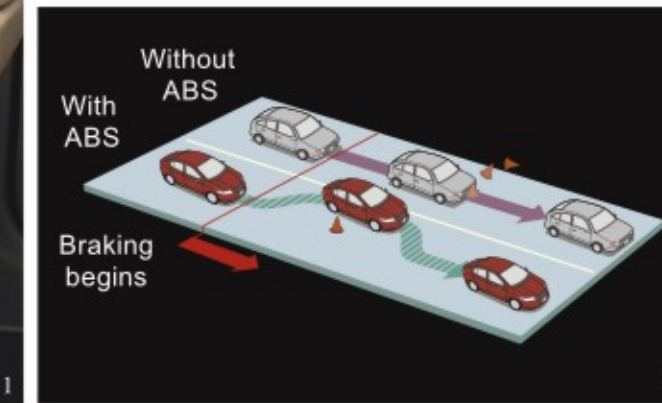
The new City is loaded with a fleet of advanced safety features. It knows you have better things to occupy your mind than a slippery road. This is where Honda's innovation and design play an assuring role.

The
strength
underneath.



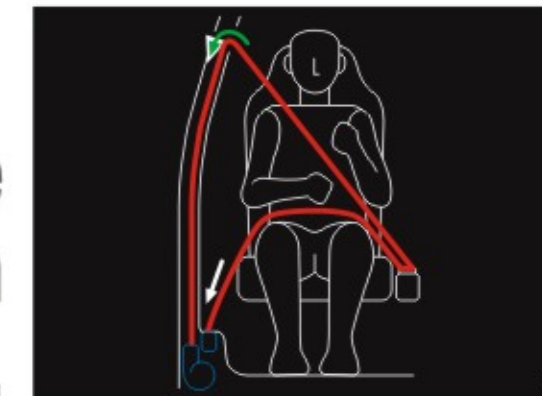
❶ DUAL FRONT SRS AIRBAGS:

Airbags that protect the driver and the co-passenger in the face of a collision.



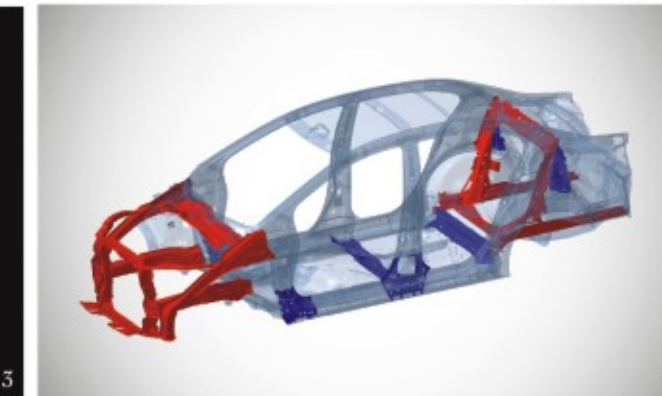
❷ ABS WITH EBD AND BRAKE ASSIST:

ABS ensures that the car remains steerable even during sudden braking maneuvers and comes to a standstill as quickly as possible. EBD offers optimal braking force on all wheels for enhanced vehicles control.



❸ PRETENSIONER SEATBELTS:

An extremely protective Pretensioner Seatbelt and limiting force-control belt arrangement for keeping the passenger and driver in position after an impact.



❹ G-CON:

An impact absorbing structure which creates protective shell around the passengers, thus reducing the impact of a crash. The crumple zones ensure added safety of passengers and pedestrians.

{ *Degrees of Exceptionalness*

1.5 Corporate

- 1.5L i-VTEC Engine
- Dual Front SRS Airbags
- ABS with EBD and BA
- G-CON

Available in MT with Black Interiors.



Color: Alabaster Silver Metallic



1.5 E (in addition to 1.5 Corporate)

- Advanced Integrated Audio
- Body Colored Door Handles
- Body Colored ORVM
- Mud Guards.

Available in MT with Beige Upholstery.



Color: Taffeta White



1.5 S (in addition to 1.5 E)

- 5 Spoke Alloy Wheels
- Steering Mounted Audio Control
- Audio Remote
- Driver Seat Height Adjuster
- Front Arm Rest.

Available in MT with Premium Beige Upholstery



Color: Bold Beige Metallic



1.5 V (in addition to 1.5 S)

- Cruise Control
- Turn Indicators on ORVM
- Fog Lamps
- Chrome door handles (Inner & Outer)
- 10 Spoke Alloy Wheels
- Body Colored Mud Guards

Available in MT & AT.



Color: Urban Titanium Metallic



1.5 V Sunroof (in addition to 1.5 V)

- Sunroof
- Leather Upholstery
- Leather Wrapped Steering Wheel
- Leather Gear Shift Knob in MT

Available in MT & AT.



Color: Carnelian Red Pearl



Specifications

| | Details | Corporate | E | S | V | V (Sunroof) |
|----------------|---------------------------|-----------|--|-----------------------|-----------------------------------|---------------------------|
| Dimensions | Overall Length (mm) | | | 4440 | | |
| | Overall Width (mm) | | | 1695 | | |
| | Overall Height (mm) | | | 1485 | | |
| | Wheelbase (mm) | | | 2550 | | |
| | Ground Clearance (mm) | | | 165 | | |
| | Kerb Weight | 1085 Kg | 1090 Kg | 1100 Kg | 1095 Kg (MT)/1145 Kg (AT) | 1110 Kg (MT)/1160 Kg (AT) |
| | Fuel Tank Capacity (Ltrs) | | | 42 | | |
| Engine | Engine | | 1.5L (SOHC) 4 cylinder, 16 valve i-VTEC | | | |
| | Displacement (cc) | | | 1497 | | |
| | Fuel System | | Electronic Fuel Injection | | | |
| | Fuel Efficiency* (Kmpl) | | 16.8 | | 16.8 (MT) / 15.6 (AT) | |
| Performance | Max. Power (PS/rpm) | | | 118 / 6600 | | |
| | Max. Torque (Nm/rpm) | | | 146 / 4800 | | |
| Transmission | Manual | | Synchronized, 5-Speed Forward & 1 Reverse | | | |
| | Automatic | - | - | - | 5AT with Paddle Shift & 1 Reverse | |
| Suspension | Front Suspension | | McPherson Strut with Stabilizer, Coil Spring | | | |
| | Rear Suspension | | Torsion Beam Axle with Stabilizer, Coil Spring | | | |
| Steering | Steering System | | Rack & Pinion | | | |
| | Power Assist | | Power Steering (EPS) | | | |
| | Minimum Turing Radius(m) | | | 5.3 | | |
| Brakes | Front Brake | | | Disc | | |
| | Rear Brake | | | Drum | | |
| Tyres & Wheels | Wheel Type | Steel | Steel | Alloy | Alloy (New Design) | |
| | Wheel Size | | | 15x5.5J | | |
| | Tyres | | | 175/65 R15 (Tubeless) | | |

*Test Results of Rule 115 of CMVR


Colors

New



Carnelian Red Pearl

New



Sparkling Brown Metallic



Urban Titanium Metallic



Bold Beige Metallic



Alabaster Silver Metallic



Taffeta White



The accessories shown may not be a part of the standard equipment. Actual color of the car may vary from the ones shown here. Please check the availability of variants and colors at the dealership. Specifications and features are subject to change without prior notice. Extended warranty and roadside assistance are not a part of standard purchase. For further details, please contact your nearest Honda dealership.

Features

| Details | Corporate | E | S | V | V (Sunroof) |
|---|----------------|----------------|----------------|----------------|-----------------|
| EXTERIOR | | | | | |
| Halogen Headlights | O | O | O | O | O |
| Body Colored Bumpers | O | O | O | O | O |
| Outer Door Mirrors | Black Colored | Body Colored | Body Colored | Body Colored | Body Colored |
| Door Handles | Black Colored | Body Colored | Body Colored | Chrome | Chrome |
| Door Lock Protector | O | O | O | O | O |
| Dual Horn | O | O | O | O | O |
| Green Tinted Glass | O | O | O | O | O |
| Rear Fender Cover | O | O | O | O | O |
| Mud Guards | - | Black | Black | Body Colored | Body Colored |
| Alloy Wheels | - | - | O | O (New Design) | O (New Design) |
| Front Fog Lamp | - | - | - | O | O |
| Turn Indicator on ORVM | - | - | - | O | O |
| Exhaust Pipe Finisher | - | - | - | O | O |
| Sunroof | - | - | - | - | O |
| INTERIORS | | | | | |
| Seat Upholstery | Fabric (Black) | Fabric (Beige) | Fabric (Beige) | Fabric (Beige) | Leather (Beige) |
| Door Armrest with Fabric Insert | Black | Beige | Beige | Beige | Beige |
| Air Conditioning with Heater | O | O | O | O | O |
| Center AC Knob | Black | Silver | Chrome | Chrome | Chrome |
| Tilt Steering Column | O | O | O | O | O |
| Foot Mats | O | O | O | O | O |
| Door Switch Panel | Black | Black | Black | Silver | Silver |
| Inside Door Handle | Black | Black | Black | Chrome | Chrome |
| Inner Door Handle Lining | Black | Black | Black | Silver | Silver |
| Front Cup Holder | O | O | O | O | O |
| Advanced Integrated Audio (USB/AUX/MP3/AM/FM) | - | O | O | O | O |
| Speed Volume Compensation (SVC) | - | O | O | O | O |
| Front Speakers | - | O | O | O | O |
| Aluminum Finish Center/Console Panel | - | O | O | O | O |
| Steering Mounted Audio Control | - | - | O | O | O |
| Rear Speakers | - | - | O | O | O |
| Wireless Audio Remote Control | - | - | O | O | O |
| Driver Seat Height Adjuster (Lever Type) | - | - | O | O | O |
| Silver Finish Steering Panel | - | - | O | O | O |
| Chrome Plated Hand Brake Knob | - | - | O | O | O |
| Tweeters | - | - | - | O | O |
| Leather Wrapped Steering Wheel | - | - | - | - | O |
| Leather Wrapped Gear Shift Knob | - | - | - | - | O (Only in MT) |

| Details | Corporate | E | S | V | V (Sunroof) |
|--|-----------|---|--------------|------------------|------------------|
| CONVENIENCE | | | | | |
| Power Windows Front & Rear | O | O | O | O | O |
| Power Door Mirror | O | O | O | O | O |
| Power Door Lock | O | O | O | O | O |
| Rear Seat Centre Armrest | O | O | w/ Cupholder | w/ Cupholder | w/ Cupholder |
| Average Fuel Consumption | O | O | O | O | O |
| Distance to Empty | O | O | O | O | O |
| Fuel Consumption Display with Warning | O | O | O | O | O |
| Accessory Socket | O | O | O | O | O |
| Day / Night Mirror | O | O | O | O | O |
| Headlight Alarm | O | O | O | O | O |
| Key Alarm | O | O | O | O | O |
| Foot Rest | O | O | O | O | O |
| Headlight Height Adjuster | O | O | O | O | O |
| Front Console Pocket | O | O | O | O | O |
| Pull Pocket Driver Side | O | O | O | O | O |
| Keyless Entry with Answer Back | - | - | O | O | O |
| Front Centre Armrest | - | - | O | O | O |
| Front Seat Back Pocket | - | - | Passenger | Driver+Passenger | Driver+Passenger |
| Passenger Vanity Mirror | - | - | O | O | O |
| Coat Hanger | - | - | O | O | O |
| Cruise Control | - | - | - | O | O |
| SAFETY AND SECURITY | | | | | |
| Dual Front SRS Airbags | O | O | O | O | O |
| Anti-lock Braking System (ABS) with Brake Assist | O | O | O | O | O |
| G-CON (G-Force Control Technology) | O | O | O | O | O |
| Electronic Brake Force Distribution (EBD) | O | O | O | O | O |
| Rear Windshield De-Fogger | O | O | O | O | O |
| Seatbelt Pretensioner with Double Load Limiter | O | O | O | O | O |
| Driver Seat Belt Reminder | O | O | O | O | O |
| High-Mounted Stop Lamp | O | O | O | O | O |
| Driver Side Window Auto Up & Down with Pinch-Guard | O | O | O | O | O |
| Childproof Rear Door Locks | O | O | O | O | O |
| ECU Immobilizer System | O | O | O | O | O |



Dealer Stamp



www.facebook.com/hondacarindia



www.twitter.com/#!/hondacarindia

Honda SIEL Cars India Ltd.

Honda
One2One
1800 113 121 | 011 39898918
www.hondacarindia.com