

HONDA
The Power of Dreams

INSIGHT



BLUE SKIES FOR
OUR CHILDREN

The new Honda Insight. Eco-friendly, user-friendly.

The new Honda Insight is a lightweight hybrid whose outstanding environmental performance sets new standards for compact cars.

Along with a 1.3 litre i-VTEC engine and Honda's very own Integrated Motor Assist (IMA), it features our highly regarded Ecological Drive Assist (Eco Assist™) system. What does that mean? Exceptional fuel economy with responsive control that makes it fun to drive.



As fun to look at as it is to drive.

The new Insight's sporty grille, bumper and fog light design makes a striking first impression.

Its low, wide stance, one-sweep design and high tail give the new Insight an athletic, aerodynamic exterior that hints at the performance you'll feel behind the wheel.

This clever design reduces drag and exterior noise and also offers more space for passengers and cargo.

Actual equipment may vary from image shown.



A better environment inside too.

The new Insight's advanced interior design creates a comfortable space for everyone.

The futuristic meter dial is split into two zones to improve the accuracy of readout, and unified colours create a sense of sophistication. In the lower zone you'll find the intelligent Multi-Information Display (i-MID), Eco Assist™ and IMA information, while the upper zone contains your speedometer. With all this information at a glance, you can concentrate on the drive, not the controls.

But it doesn't stop with the display. The CD audio system includes a USB connection so you can listen to MP3s too.

But there's no point having all the fun on your own. That's why the new Insight has a generous 2,550mm wheelbase, 790mm tandem distance and flexible seats to comfortably carry five adults. And with its lightweight and compact Intelligent Power Unit (IPU) located beneath the rear cargo area, it also gives you 400L of cargo space.



Actual equipment may vary from image shown.

What's our Insight? Our hybrid technology.



Integrated Motor Assist (IMA) is our proprietary hybrid system that delivers both exceptional fuel economy and extremely low emissions. The 1.3 litre i-VTEC engine serves as the main power source, providing the torque and acceleration you might expect from a 1.5 litre engine. But the Insight also has an electric motor that can run the car alone when you're cruising at low speeds and also provide additional power.

The same clever thinking governs the engine's Variable Cylinder Management (VCM). It's a technology that adjusts how many cylinders are required for the task at hand, whether that's speeding up or slowing down.

And it even features idle-stop capability when you're standing still. So no matter what the driving conditions, you only ever use as much energy as you need. And it's all thanks to the IPU.

This is the unit that controls the power assist and monitors every aspect of your drive to optimize the battery charge and electrical regeneration of the motor. So in the end, the Insight is as economical to run as it is fun to drive.

Eco Assist. Efficient, economical and easy.

The way you drive has a large impact on how much fuel you use.

The Ecological Drive Assist System provides you with real-time driving feedback to help you drive efficiently. The speedometer background changes colour depending on your driving behavior.

If the ambient meter shines blue, it indicates the Insight is consuming extra fuel due to abrupt acceleration or braking.

A blue-green colour reflects smoother driving and moderately fuel-efficient driving.

When it shines green you've achieved a really fuel-efficient drive.


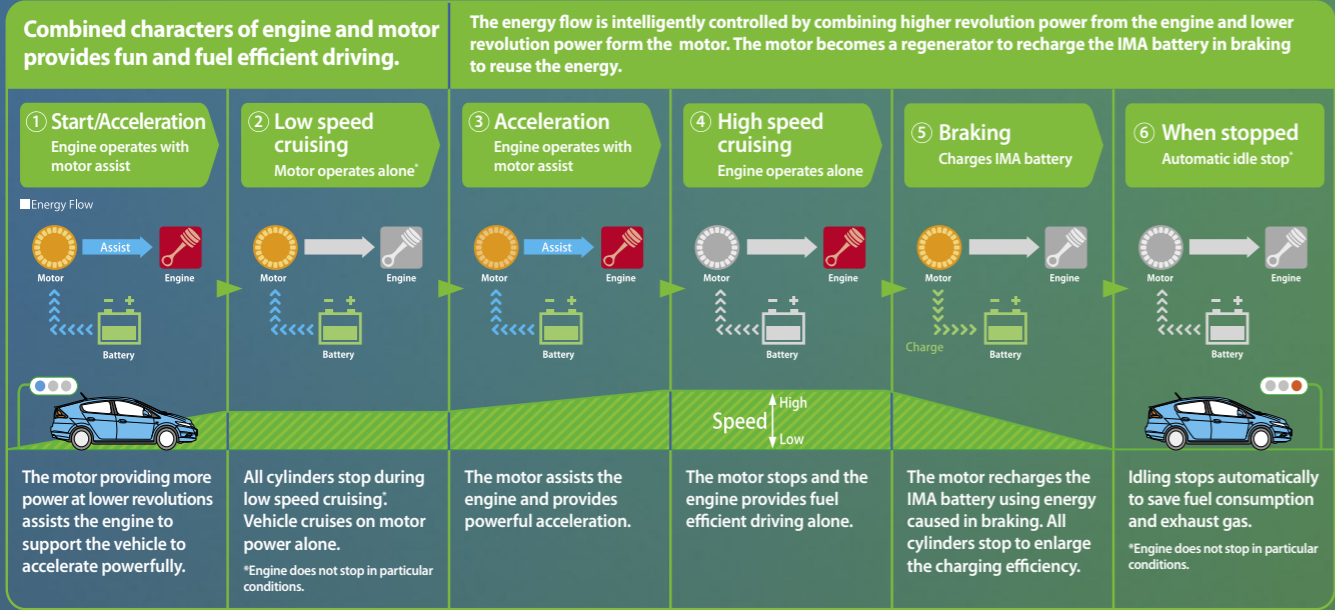
ECON Mode.

Whether you're on a long haul drive or quick city burst, ECON Mode synchronises the Insight's output.

At the touch of a button, it adjusts everything from engine output, to changes in idle-stop duration, to regenerative battery recharging during deceleration and even energy saving controls of the air-conditioning unit.



A hassle free and smart Insight that saves petrol.



The Insight always gives a commanding performance.

The combination of the new Insight's efficient 1.3 litre i-VTEC engine and IMA system produces excellent power and torque.

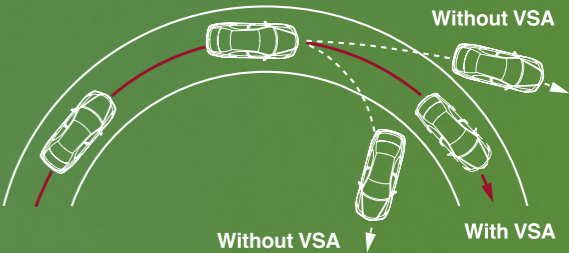
On occasions where you feel like a more spirited drive, it swiftly delivers 98ps and 167Nm of torque through our new quick start Continuously Variable Transmission (CVT).

And it's a smooth drive too.

MacPherson strut front suspension and torsion beam rear suspension offer responsive handling and a comfortable ride. While large diameter front brakes (assisted by the ABS) provide assured braking over your entire journey.

When you're on the move, the new Insight is an exceptionally comfortable place to spend your time.

Safety features that also help you breathe easier.



The new Insight's unique high rigidity rear frame and floor accommodate the IPU beneath the rear cargo area. But they also contribute to its safety and stability.

That's really just a bonus, though, because the new Insight was built with Honda's unique G-Control (G-CON™) body structure, which distributes the force of an impact up, over and around the cabin. It absorbs and deflects collision energy, keeping you and your passengers safe.

The cabin contains an abundance of features to shield you in the event of a collision, with Dual SRS airbags and the Active Head Restraint System in the front to reduce the risk of head and neck injuries.

Front seatbelt pre-tensioners control your upper body, reducing both the load against your chest and the possibility of injury.

As a result of these comprehensive measures, the new Insight achieved a perfect 5-star score in whole class collision safety from Euro NCAP.

You don't get that kind of rating by just looking out for yourself though. In addition to protecting anyone inside the car, the Insight comes with injury mitigation technology to protect pedestrians from head, leg and other injuries.

So you could say that the new Insight is a safe bet for everyone.



Occupant restraint system.



The pretensioner tightens to prevent forward motion of the chest.



The load limiter limits excessive pressure on the chest.

Insight Specifications.

DESCRIPTION		STANDARD
DIMENSIONS		
Overall Length (mm)		4395
Overall Width (mm)		1695
Overall Height (mm)		1425
Wheelbase (mm)		2550
Tread	– Front (mm)	1475
	– Rear (mm)	1465
Ground Clearance (mm)		135
Curb Weight (kg)		1215
Turning Radius at Body (m)		5.4
ENGINE AND IMA		
Engine Type		Water Cooled 4-stroke SOHC i-VTEC
Fuel Supply System		PGM-FI
Bore x Stroke (mm)		73 x 80
Displacement (cc)		1339
Compression Ratio		10.8
Maximum Power (kw [ps] / rpm)		72 [98] / 5800
Maximum Torque (N.m.(kg-m)/rpm)		167 [17.0] / 1000-1700
TRANSMISSION		
AT Transmission Type		Continuously Variable Transmission
STEERING		
Type		Rack and Pinion with Electric Power Assist
Overall Ratio		16.1
Turns Lock to Lock		3.29
BRAKE SYSTEM		
Brake Type	– Front	Ventilated Disc, 262mm
	– Rear	Drums
Parking Brake Type		Hand Brake
Brake Circuit		Split Service Brake
SUSPENSION		
Suspension Type	–Front	Strut
Suspension Type	–Rear	Torsion Beam
Shock Absorber		Gas Pressurized
TYRES AND WHEELS		
Tire Size		185/55 R16
Wheel Size/Type		16 x 6J AL
OTHERS		
Fuel Tank (ltr)		40
EXTERIOR		
Halogen Headlights, projector type		✓
Alloy Wheels		16-inch
Door Mirror, electrically operated	– Automatic folding	✓
	– With integrated LED side turn	✓
Taillights	– LED design	✓
Roof mounted antenna		✓
CABIN		
Upholstery		Black
Climate Control System	– Automatic type	✓
	– Filter (dust and pollen/high dust)	✓
Driver Seat	– Adjustment, manual, ratchet-type	✓
Steering Wheel	– 3 spoke, urethane	✓
	– Adjustment	Tilt and Telescopic

Insight Specifications.

DESCRIPTION	STANDARD	
CONVENIENCE		
Vanity Mirrors	– x 2 (Front Driver and Front Passenger)	✓
Map Light, Interior Light		✓
Cup/Bottle Holders	– Front x 4	✓
	– Rear x 2	✓
Head Rest	– Front	✓
	– Rear, 3 headrests	Adjustable type
Luggage Room Light		✓
Rear Seats	– 60/40 Split	✓
	– Folds Flat	✓
Steering Wheel	– Cruise Control	✓
	– Multi-information Display	✓
ELECTRICAL		
Audio System	– AM/FM, 1 CD	Honda Module Audio System
	– MP3/WMA enabled	✓
	– USB Interface	✓
	– Steering Wheel Audio Switch	✓
	– Speed Sensitive Volume Control	✓
Power Windows	– Front and rear	✓
	– Key-off operation	✓
Power Door Locks	– with remote locking switch	✓
Automatic Rain sensing Wipers		✓
Automatic Headlights ON/OFF		✓
Eco Assist™		✓
SAFETY		
Anti-lock Brake System	– with EBD and Brake Assist	✓
SRS Airbags	– Front	✓
Fog Lights	– Front	✓
Seat Belts	– Front Driver, 3-pt ELR, Pretensioner and Load Limiter	✓
	– Front Passenger, 3-pt ELR, Pretensioner	✓
	– Rear, 3-pt ELR x 3	✓
“Seatbelt”, “Key-in”, “Light-on” Reminder		✓
ISOFIX Childseat Anchors		✓
Active Headrest	– Front Seats	✓
High Mount Stop Light		✓
Keyless Entry System	– 2 Transmitters	✓
Security Alarm		✓
Engine Immobilizer		✓

Insight Colours.



Actual equipment may vary from image shown.

INSIGHT

KAH MOTOR
(A MEMBER OF ORIENTAL HOLDINGS BERHAD)

For more information, visit **www.honda.com.sg** or any **Kah Motor Showroom**.

255 Alexandra Road, Singapore 159937. 370 Ubi Road 3, Singapore 408651.

Mon to Sat 9am-7pm, Sun 10am-7pm. Tel 6840 6888.