



2014 **FIT**



SMALL IN STATURE. BIG ON FEATURES.

The Fit is a quick study in sporty eye-catching design. It's function-friendly with a 60/40 Split 2nd-Row Magic Seat® that's easily operated with a single hand. It's traffic-taming i-VTEC® power with a dash of shortcut-carving agility. It's big on safety with an Advanced Compatibility Engineering™ (ACE™) body structure. It's also mighty fuel efficient with its “all the way there, and back, and there again” approach to driving. And it's built by Honda, but made for you and your life on the go.

A silver Honda Fit is shown from a front-three-quarter view, driving on a dark asphalt road with yellow double lines. The car is angled towards the right. In the background, a stylized, semi-transparent cityscape with tall buildings and a winding road is visible. A 'ONE WAY' sign with an arrow pointing left is also visible in the background. The overall scene is bright and airy, with a soft glow around the car.

UNFRIEND GAS STATIONS.

The Fit is quite performance savvy. Yes, it's got pep, but pep without handling, agility, control and a dash of confidence can only take you so far. Thankfully, the Fit nimbly answers the call with its electric power-assisted rack-and-pinion steering (EPS) and its precision-tuned suspension. And it has Vehicle Stability Assist² (VSA[®]) with Traction Control to give you enhanced handling stability, helping to ensure better control in slippery conditions.

The peppy 1.5-litre, 4-cylinder, i-VTEC[®] engine is also mighty fuel-efficient. Plus, the Drive-by-Wire Throttle System[™] delivers quick and smooth acceleration, allowing for almost instant access to the 117 spirited horses¹ packed under the hood. The Fit gets its zip from Honda's Variable Valve Timing and Lift Electronic Control (i-VTEC) engineering. This track-tested technology spreads engine power across the entire rpm range to offer you low-rpm torque off the line and high-rpm passing power on the highway. Put it all together and you have a drivetrain that keeps things moving in a fun, fuel-sipping fashion.



FOG LIGHTS

The available integrated fog lights not only look good in messy weather, they give you a good look at the road ahead.



16" ALLOY WHEELS

Up your Fit from bold to extra bold with 16-inch alloy wheels, standard on the Sport trim.



REAR ROOFLINE SPOILER

Top off the Fit's aerodynamic design with the stylish available body-coloured rear roofline spoiler.

LAP THE STATUS QUO.

The Fit has a bold look. It has a confident character that comes to life in cleanly sculpted lines. It has an attractive attitude that's enhanced by a muscular body style. It's an attitude that rises from the ground up, from the available 16-inch alloy wheels, available chrome exhaust finisher and available body-coloured underbody spoiler kit, all the way up to its available body-coloured rear roofline spoiler. It shines brightly in any situation with its available integrated fog lights. And it rolls in your choice of six available exterior colours, giving the Fit a style you can call your own.





LUXURY YOU DON'T EXPECT. CONVENIENCE YOU DO.

If there is such a thing as subcompact luxury, the Fit is it. Inside the cavernous cabin, you'll find nothing but sophisticated style, high-quality materials and form-fitting comfort. Dials and displays are easy to reach and read. And the telescopic steering column with tilt feature helps you sit behind the wheel exactly how you want.

As comfortably as the Fit carries people and possessions, it can also carry a tune or two. From CDs and MP3s, to portable audio devices and Windows Media® Audio, the Fit hasn't met a musical format it doesn't like.⁵ There's an available 6-speaker AM/FM/CD audio system including tweeters. There's an integrated auxiliary input jack and an available USB device connector⁵ for a more customized listening experience. And to top it all off, the Speed-sensitive Volume Control (SVC) system helps ensure everything always sounds just right no matter how loud things get outside the vehicle.

You'll always be on the go in the Fit, and you can virtually always stay connected, too. The available HandsFreeLink™-bilingual Bluetooth® wireless mobile phone interface⁵ lets you wirelessly call your friends without having to take your hands off the wheel.



ADJUSTABLE INTERIOR

Find your groove in the driver's seat with the telescopic steering column with tilt feature.

LISTEN IN

The Fit lets you pick what you want to hear when you want. The integrated auxiliary input jack and available USB device connector⁵ sync with your compatible audio devices.

HANDSFREELINK™ BLUETOOTH®

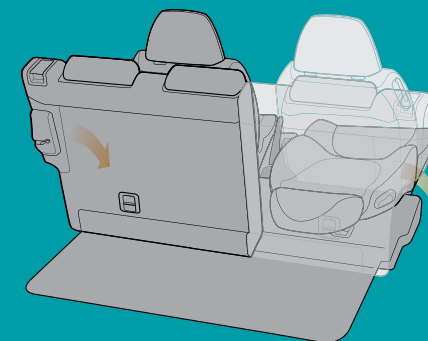
Make trips and make calls with the available HandsFreeLink™-bilingual Bluetooth wireless mobile phone interface.⁵

IT DOUBLES AS A PIGGY BANK.

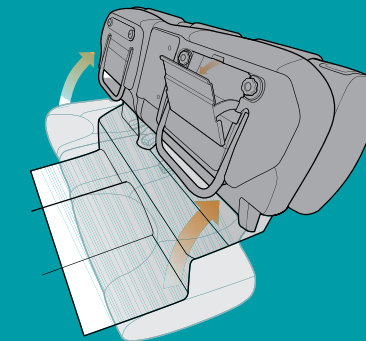
We designed the Fit for people on the go who want fewer stops at the bank. It has smart design touches and handy standard features that are designed to help ensure you get more value out of every litre. Take the aerodynamic body structure, for example. It doesn't just give the Fit a unique look, it also helps reduce wind drag, which enhances the vehicle's overall efficiency. Plus, you can keep an eye on how much – or how little – fuel you're using with the fuel consumption display. Just as convenient is the engine's Drive-by-Wire Throttle System™. The system optimizes engine response based on driving conditions, helping to save fuel and reduce wear and tear over time. And then there's the intelligent Maintenance Minder™ system, which tracks your driving habits so it can tell you if the vehicle needs maintenance. That way, you don't have to worry about getting oil changes ahead of – or behind – schedule. With all of these valuable features, it feels like the Fit is paying you back every time you get behind the wheel.



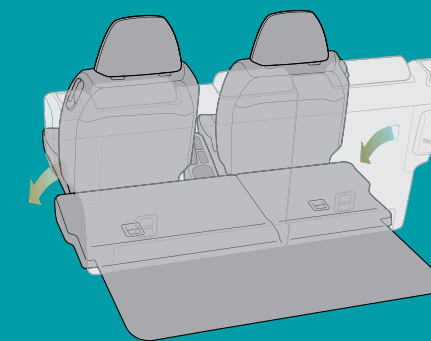
GO FROM CARGO SPACE TO CARGO UNIVERSE.



LONG MODE



TALL MODE



UTILITY MODE

When it comes to bringing family, friends, pets or stuff along for the ride, the Fit has an open mind. With the 60/40 Split 2nd-Row Magic Seat,[®] you can easily create four different seating configurations that'll accommodate practically everything and everyone.²⁶ And should you find yourself running heavy on friends, the Fit has you covered with comfortable, spacious seating for five.

PEOPLE MODE

With seating for five, incredible fuel efficiency and a fun-to-drive character, it's no wonder you could find yourself on the road for hours with friends. But what if you get tired? No problem. Park for a while, and recline back comfortably.

TALL MODE

Seats that flip down are a great option. But in the Fit, you have two options: the 60/40 Split 2nd-Row Magic Seat not only folds down, but also flips up, giving you over four feet of floor-to-ceiling space for those really tall items.

LONG MODE

When it comes to stepladders, hockey sticks, snowboards and other long stuff – the Fit can handle them all. With a front passenger seat and the 60/40 Split 2nd-Row Magic Seat that both fold completely flat, you can transport objects up to 2.36 m (7'9") in length.

UTILITY MODE

Need more rear cargo space? Simply fold the 60/40 Split 2nd-Row Magic Seat down to its folded-flat position, and presto, you'll have virtually all the room you need to carry the big, bulky stuff – 1622 litres of stuff, to be precise.

A photograph showing the interior of a car from the passenger side looking towards the driver's seat. Several white airbags are deployed, including the front airbags for the driver and front passenger, and side curtain airbags along the sides of the front seats. The car has dark grey or black fabric seats. The center console and dashboard are visible in the background.

SOLID ON SAFETY.

Safety for everyone is our commitment to providing one of the highest levels of standard safety features to help ensure occupant safety and protection. And through real-world research, Honda is also focusing on developing unequalled measures of protection to enhance the safety of occupants in other vehicles and even pedestrians – an innovative idea that is quickly becoming a reality.

ACE™ BODY STRUCTURE

The Fit's Advanced Compatibility Engineering (ACE) body structure is engineered to help disperse frontal impact energy to increase occupant protection. The frame design also allows for collision compatibility between vehicles of different weights and sizes.

SIX STANDARD AIRBAGS

Six airbags line the vehicle's cabin, including side curtain airbags and front side airbags with passenger-side Occupant Position Detection System (OPDS) that is designed not to deploy if the system detects a smaller-sized or out-of-position occupant.

VEHICLE STABILITY ASSIST (VSA®)

Vehicle Stability Assist² with Traction Control senses and helps to correct oversteer and understeer scenarios to enhance handling and cornering stability. It also helps to minimize wheel spin when accelerating on loose or slippery surfaces, inspiring greater driver confidence.

CHILD SAFETY

The Fit features childproof rear door locks, as well as rear seat Lower Anchors and Tethers for Children (LATCH) which helps provide secure child-seat restraint.

ACTIVE FRONT SEAT HEAD RESTRAINTS

Active front seat head restraints help minimize the potential for neck injuries during rear-end collisions by reducing the space between the occupant's head and the seat head restraint.

CONTROLLED BRAKING

To help with safe stopping, the 4-wheel Anti-lock Braking System² (ABS) helps you maintain control under hard braking conditions, while Electronic Brake-force Distribution (EBD) helps to optimize braking power based on weight distribution inside the vehicle.

PEDESTRIAN SAFETY

Innovative pedestrian safety features include energy-absorbing hood and front fenders and breakaway wiper pivots.

SEAT BELT SAFETY

Be prepared for the unexpected with 3-point height-adjustable seat belts with front pretensioners and a 3-point rear centre seat belt.

ACCESSORIES

PACKAGES AND KITS

FIT BUNDLE #1

- > All-weather floor mats
- > Rear splash guards

FIT BUNDLE #2

- > All-weather floor mats
- > Rear splash guards
- > Cargo tray

FIT BUNDLE #3

- > All-weather floor mats
- > Rear splash guards
- > Cargo tray
- > Hood edge deflector
- > Door visor kit

THE PROTECTOR PACKAGE

- > All-weather floor mats
- > Cargo tray

FIT STORAGE PACKAGE

- > Armrest with storage compartment
- > Cargo net
- > Cargo net tiedown hook

INTERIOR TRIM PACKAGE

- > Door switch panel
- > Meter visor panel
- > Side outlet panel

REMOTE STARTER KIT

- > Remote engine starter base unit
- > Remote engine starter attachment with or without FOP security

FIT SPARE TIRE KIT

Accessories listed in the packages may also be added individually to your Fit.



FRONT GRILLE



DOOR VISOR KIT



INTERIOR ILLUMINATION



SIDE SILL GARNISH



REAR SPLASH GUARDS



BODY SIDE MOULDINGS



SPORT PEDALS



REAR BUMPER APPLIQUÉ



16" ALLOY WHEELS



FULL NOSE MASK (DX/SPORT)



SEAT COVER



CARGO ORGANIZER

OTHER ACCESSORIES AVAILABLE

- > Ashtray – cup holder style
- > B-pillar trim kit
- > Car cover
- > Cargo liner
- > Carpet floor mats
- > Chrome exhaust finisher
- > Door edge film
- > Engine block heater
- > Fog lights
- > Hood edge deflector
- > Locking wheel nuts
- > Magic board
- > Rear shelf
- > Rear tailgate spoiler
- > Shift knob (MT/AT) – leather
- > Steering wheel cover
- > Trunk edge and bumper protector
- > USB adapter

THE POWER OF DREAMS, IN ALL THEIR FORMS.

At Honda, we're committed to being a leader in innovative thinking. It's part of everything we do, from the design of our vehicles to the way we work. We have a proud tradition of turning ideas into products and initiatives that help move and improve people's lives in every conceivable way. Today, our innovation manifests itself in many forms: our revolutionary Earth Dreams™ technology, the race-inspired performance of our motorcycles and automobiles, the mobility-assisting robot ASIMO, the high-flying HondaJet and the first full line of fuel-efficient, low-emission, 4-stroke outboard motors. We continually strive to do things others think can't be done, because true innovation comes from daring to dream.

Beyond dreaming up new products, Honda believes we have a responsibility to do everything we can to help preserve our planet. This belief is why we make every effort to ensure preservation of the environment in all of our company's activities. It's why our head office in Markham, Ontario was designed and built to be LEED® (Leadership in Energy and Environmental Design) Gold Certified. It's why our Alliston, Ontario plant is ISO 14001 certified. And it's why Honda, along with our associates and families, has helped plant more than 76,000 trees in Canada over the last 7 years.

As we move forward, we will continue to honour our responsibility and tradition of turning innovative ideas into products that help make our world a better place. That's what we do. That's The Power Of Dreams.



BLUE SKIES FOR OUR CHILDREN



HONDAJET



MOTORCYCLES



SIDE BY SIDE



ASIMO



HONDA CAMPUS



MARINE



ATVs




POWER EQUIPMENT

EXTERIOR
COLOURS



INTERIOR
COLOURS



EXT/INT COLOURS	DX	LX	SPORT
CRYSTAL BLACK PEARL	GREY FABRIC*	GREY FABRIC	BLACK FABRIC
VORTEX BLUE PEARL	GREY FABRIC	GREY FABRIC	BLACK FABRIC
MILANO RED	GREY FABRIC	GREY FABRIC	BLACK FABRIC
COOL TURQUOISE METALLIC	GREY FABRIC*	GREY FABRIC	BLACK FABRIC
POLISHED METAL METALLIC	GREY FABRIC	GREY FABRIC	BLACK FABRIC
TAFFETA WHITE	GREY FABRIC*	GREY FABRIC	BLACK FABRIC

*DX-A MODEL ONLY.





ENGINE	DX	LX	SPORT
1.5-LITRE, 16-VALVE, SOHC, i-VTEC® 4-CYLINDER	•	•	•
HORSEPOWER @ RPM ¹	117 @ 6600	117 @ 6600	117 @ 6600
TORQUE (LB.-FT. @ RPM) ¹	106 @ 4800	106 @ 4800	106 @ 4800
DISPLACEMENT (CC)	1497	1497	1497
EMISSIONS RATING	TIER 2 BIN 5	TIER 2 BIN 5	TIER 2 BIN 5
COMPRESSION RATIO	10.4:1	10.4:1	10.4:1
BORE AND STROKE (MM)	73 X 89.4	73 X 89.4	73 X 89.4
DRIVETRAIN	DX	LX	SPORT
5-SPEED AUTOMATIC TRANSMISSION (AT) WITH GRADE LOGIC CONTROL	AVAILABLE [†]	AVAILABLE	AVAILABLE
5-SPEED MANUAL TRANSMISSION (MT)	•	•	•
DRIVE-BY-WIRE THROTTLE SYSTEM™	•	•	•
ELECTRIC POWER-ASSISTED RACK-AND-PINION STEERING (EPS)	•	•	•
FRONT-WHEEL DRIVE	•	•	•
[†] DX-A MODEL ONLY.			
CHASSIS	DX	LX	SPORT
15" STEEL WHEELS WITH FULL COVERS	•	•	
16" ALLOY WHEELS			•
ALL-SEASON TIRES	P175/65 R15	P175/65 R15	P185/55 R16
MACPHERSON STRUT FRONT SUSPENSION	•	•	•
POWER-ASSISTED, VENTILATED FRONT DISC/REAR DRUM BRAKES	•	•	•
REAR STABILIZER BAR			•
TORSION-BEAM REAR SUSPENSION	•	•	•
SAFETY	DX	LX	SPORT
3-POINT HEIGHT-ADJUSTABLE SEAT BELTS WITH FRONT PRETENSIONERS	•	•	•
3-POINT REAR CENTRE SEAT BELT	•	•	•
4-WHEEL ANTI-LOCK BRAKING SYSTEM ² (ABS) WITH ELECTRONIC BRAKE-FORCE DISTRIBUTION (EBD)	•	•	•
ACTIVE FRONT SEAT HEAD RESTRAINTS	•	•	•
ADVANCED COMPATIBILITY ENGINEERING™ (ACE™) BODY STRUCTURE	•	•	•
CHILDPROOF REAR DOOR LOCKS	•	•	•
DUAL-STAGE, DUAL-THRESHOLD FRONT AIRBAGS (SRS)	•	•	•
FRONT SIDE AIRBAGS WITH PASSENGER-SIDE OCCUPANT POSITION DETECTION SYSTEM (OPDS)	•	•	•
IMMOBILIZER THEFT-DETERRENT SYSTEM	•	•	•
LOWER ANCHORS AND TETHERS FOR CHILDREN (LATCH)	•	•	•
SECURITY SYSTEM			•
SIDE CURTAIN AIRBAGS	•	•	•
SPARE TIRE	MT ONLY	MT ONLY	MT ONLY
TIRE REPAIR KIT	AT ONLY*	AT ONLY	AT ONLY
VEHICLE STABILITY ASSIST ² (VSA®) WITH TRACTION CONTROL	•	•	•
[*] DX-A MODEL ONLY.			
EXTERIOR	DX	LX	SPORT
BLACK SIDE MIRRORS	•		
BODY-COLOURED DOOR HANDLES		•	•
BODY-COLOURED REAR ROOFLINE SPOILER		•	•
BODY-COLOURED SIDE MIRRORS		•	•
BODY-COLOURED UNDERBODY SPOILER KIT			•

EXTERIOR	DX	LX	SPORT
CHROME EXHAUST FINISHER			•
FRONT SPLASH GUARDS	•	•	
HEATED SIDE MIRRORS		•	•
HOOD INSULATOR	•	•	•
INTEGRATED FOG LIGHTS			•
POWER SIDE MIRRORS	•	•	•
REAR WINDOW WIPER/WASHER	•	•	•
ROOF-MOUNTED ANTENNA	•	•	•
COMFORT & CONVENIENCE	DX	LX	SPORT
2-SPEED INTERMITTENT WINDSHIELD WIPERS	•	•	•
12-VOLT POWER OUTLET	•	•	•
ADJUSTABLE TILT AND TELESCOPIC STEERING COLUMN	•	•	•
AIR CONDITIONING WITH AIR-FILTRATION SYSTEM	AVAILABLE	•	•
CARGO AREA LIGHT	•	•	•
CARGO AREA STORAGE POCKET	•	•	•
CARGO AREA TIE-DOWN ANCHORS	•	•	•
DIGITAL ODOMETER	•	•	•
DIGITAL TRIP METER	•	•	•
DRIVER'S AND FRONT PASSENGER'S VANITY MIRRORS	•	•	•
DRIVER-SIDE ARMREST		•	•
FRONT DOOR-POCKET STORAGE BINS	•	•	•
FUEL CONSUMPTION DISPLAY	•	•	•
HANDSFREELINK™-BILINGUAL BLUETOOTH® WIRELESS MOBILE PHONE INTERFACE ⁵		•	•
MAINTENANCE MINDER™ SYSTEM	•	•	•
PASSENGER-SIDE SEATBACK POCKET			•
PERFORATED LEATHER-WRAPPED STEERING WHEEL			•
PORTABLE AIR COMPRESSOR	AT ONLY*	AT ONLY	AT ONLY
POWER DOOR LOCKS		•	•
POWER WINDOWS WITH AUTO-UP/DOWN DRIVER'S WINDOW	•	•	•
REAR WINDOW DEFROSTER	•	•	•
REMOTE ENTRY SYSTEM		•	•
STEERING WHEEL-MOUNTED CRUISE CONTROL		•	•
TACHOMETER	•	•	•
UNDER-CARGO FLOOR STORAGE	AT ONLY*	AT ONLY	AT ONLY
*DX-A MODEL ONLY.			
SEATING & TRIM	DX	LX	SPORT
60/40 SPLIT 2ND-ROW MAGIC SEAT® WITH UNDERSEAT STORAGE COMPARTMENT	•	•	•
ADJUSTABLE FRONT SEAT HEAD RESTRAINTS	•	•	•
FOLD-FLAT-CAPABLE SEATING	•	•	•
RECLINING FRONT SEATBACKS	•	•	•
ENTERTAINMENT	DX	LX	SPORT
160-WATT AM/FM/CD AUDIO SYSTEM	2 SPEAKERS	4 SPEAKERS	6 SPEAKERS
FRONT SPEAKERS	•	•	•
REAR SPEAKERS		•	•
MP3/AUXILIARY INPUT JACK	•	•	•
MP3/WINDOWS MEDIA® AUDIO PLAYBACK CAPABILITY	•	•	•
SPEED-SENSITIVE VOLUME CONTROL (SVC)	•	•	•
TWEETERS			•
USB DEVICE CONNECTOR ⁵			•

FUEL ECONOMY ^{†4} (L/100 KM)	DX	LX	SPORT
AUTOMATIC TRANSMISSION (CITY/HWY/COMBINED)	7.1/5.4/6.3 [†]	7.1/5.4/6.3	7.1/5.4/6.3
MANUAL TRANSMISSION (CITY/HWY/COMBINED)	7.1/5.7/6.5	7.1/5.7/6.5	7.1/5.7/6.5

[†]DX-A MODEL ONLY.

DIMENSIONS	DX	LX	SPORT
CARGO VOLUME – REAR SEAT UP/DOWN (L)	585/1622	585/1622	585/1622
CURB WEIGHT – MT/AT (KG)	1125*/1162*	1125/1163	1145/1182
FUEL TANK CAPACITY (L)	40	40	40
GROSS VEHICLE WEIGHT RATING (KG)	1594	1594	1594
GROUND CLEARANCE (MM)	150	150	150
HEADROOM – FRONT/REAR (MM)	1027/991	1027/991	1027/991
HEIGHT (MM)	1525	1525	1525
HIP ROOM – FRONT/REAR (MM)	1308/1302	1308/1302	1308/1302
LEGROOM – FRONT/REAR (MM)	1050/888	1050/888	1050/888
LENGTH (MM)	4105	4105	4105
PASSENGER VOLUME (L)	2572	2572	2572
SHOULDER ROOM – FRONT/REAR (MM)	1338/1302	1338/1302	1338/1302
TRACK – FRONT/REAR (MM)	1492/1475	1492/1475	1476/1459
TURNING DIAMETER (M)	10.5	10.5	10.5
WHEELBASE (MM)	2500	2500	2500
WIDTH (MM)	1695	1695	1695

*DX-A MODEL ONLY.



FIT DX

KEY FEATURES:

- 117-HP, 1.5-LITRE, SOHC, i-VTEC® 4-CYLINDER ENGINE¹
- 5-SPEED MANUAL TRANSMISSION (MT)
- AVAILABLE 5-SPEED AUTOMATIC TRANSMISSION (AT) WITH GRADE LOGIC CONTROL*
- 15" STEEL WHEELS WITH FULL COVERS
- 4-WHEEL ANTI-LOCK BRAKING SYSTEM² (ABS) WITH ELECTRONIC BRAKE-FORCE DISTRIBUTION (EBD)
- 2-SPEED INTERMITTENT WINDSHIELD WIPERS
- 60/40 SPLIT 2ND-ROW MAGIC SEAT® WITH UNDERSEAT STORAGE COMPARTMENT
- 160-WATT AM/FM/CD AUDIO SYSTEM WITH 2 SPEAKERS AND MP3/WINDOWS MEDIA® AUDIO PLAYBACK CAPABILITY
- ACTIVE FRONT SEAT HEAD RESTRAINTS
- ADJUSTABLE TILT AND TELESCOPIC STEERING COLUMN
- ADVANCED COMPATIBILITY ENGINEERING™ (ACE™) BODY STRUCTURE
- AVAILABLE AIR CONDITIONING WITH AIR-FILTRATION SYSTEM
- BLACK SIDE MIRRORS
- CARGO AREA LIGHT
- CARGO AREA STORAGE POCKET
- CARGO AREA TIE-DOWN ANCHORS
- DRIVER'S AND FRONT PASSENGER'S VANITY MIRRORS
- DUAL-STAGE, DUAL-THRESHOLD FRONT AIRBAGS (SRS)
- ELECTRIC POWER-ASSISTED RACK-AND-PINION STEERING (EPS)
- FRONT DOOR-POCKET STORAGE BINS
- FRONT SIDE AIRBAGS WITH PASSENGER-SIDE OCCUPANT POSITION DETECTION SYSTEM (OPDS)
- FUEL CONSUMPTION DISPLAY
- IMMOBILIZER THEFT-DETERRENT SYSTEM
- MAINTENANCE MINDER™ SYSTEM
- MP3/AUXILIARY INPUT JACK
- POWER SIDE MIRRORS
- POWER WINDOWS WITH AUTO-UP/DOWN DRIVER'S WINDOW
- REAR WINDOW DEFROSTER
- REAR WINDOW WIPER/WASHER
- SIDE CURTAIN AIRBAGS
- VEHICLE STABILITY ASSIST² (VSA®) WITH TRACTION CONTROL

*DX-A MODEL ONLY.

FIT LX

ADDS TO OR REPLACES DX FEATURES:

- 160-WATT AM/FM/CD AUDIO SYSTEM WITH 4 SPEAKERS AND MP3/WINDOWS MEDIA® AUDIO PLAYBACK CAPABILITY
- AIR CONDITIONING WITH AIR-FILTRATION SYSTEM
- BODY-COLOURED REAR ROOFLINE SPOILER
- BODY-COLOURED SIDE MIRRORS AND DOOR HANDLES
- DRIVER-SIDE ARMREST
- HANDSFREELINK™-BILINGUAL BLUETOOTH® WIRELESS MOBILE PHONE INTERFACE⁵
- HEATED SIDE MIRRORS
- POWER DOOR LOCKS
- REMOTE ENTRY SYSTEM
- STEERING WHEEL-MOUNTED CRUISE CONTROL

FIT SPORT

ADDS TO OR REPLACES LX FEATURES:

- 16" ALLOY WHEELS
- 160-WATT AM/FM/CD AUDIO SYSTEM WITH 6 SPEAKERS AND MP3/WINDOWS MEDIA® AUDIO PLAYBACK CAPABILITY
- BODY-COLOURED UNDERBODY SPOILER KIT
- CHROME EXHAUST FINISHER
- INTEGRATED FOG LIGHTS
- PASSENGER-SIDE SEATBACK POCKET
- PERFORATED LEATHER-WRAPPED STEERING WHEEL
- REAR STABILIZER BAR
- SECURITY SYSTEM
- USB DEVICE CONNECTOR⁵





WE'RE HERE. At Honda, assistance and support are always available. The team of trained technicians at your Honda dealership will help keep your vehicle in terrific shape. If you need more information or assistance relating to your warranty, call us at 1-888-9-HONDA-9. For all of the latest Honda information, including product specifications, pricing, photos and more, visit honda.ca. It has everything you need to “design” your Honda and personalize it with items from a list of quality accessories.

WE'RE READY TO HELP. When you purchase a new Honda, you automatically receive Honda Plus Roadside Assistance. This service is available to you, or any authorized driver, 24 hours a day, 7 days a week, anywhere in Canada or the continental United States. Coverage is for 3 years over an unlimited distance and includes a 24-hour toll-free Honda Plus Roadside Assistance number, mechanical breakdown towing, emergency roadside service and many other helpful features. Ask your dealer for more information.

HONDA PLUS EXTENDED WARRANTY. Experience added protection with Honda Plus coverage that is behind you for the road ahead. With available coverage options of up to 8 years/200,000 km, you can choose the one that best suits your needs. With a plan this wide-ranging, the only thing that's uncertain is where it will take you.

HONDA FINANCIAL SERVICES. Whether you buy or lease a Honda, Honda Financial Services can assist you with the process. Ask your dealer which lease or purchase plan best suits your needs.

NEW HONDA VEHICLE WARRANTY. The Honda warranty protection makes Power Train components a minor concern with the Honda 5-year/100,000-km No Nonsense Warranty. In addition to the Honda 5-year/100,000-km No Nonsense Warranty, you and your new Honda are protected by a Honda 3-year/60,000-km Distributor's Warranty as well as an additional series of warranties for such items as emission controls, body corrosion and more.

GENUINE HONDA ACCESSORIES give you the opportunity to fine-tune your new Honda just how you like it. Whether you want to turn up the style, the versatility or the exclusivity, every accessory is designed and built to adhere to the strictest Honda standards. See your dealer for full details.

GENUINE HONDA REPLACEMENT PARTS are made to the same exacting standards as original Honda components and are guaranteed by the Genuine Honda Parts Warranty. Using Genuine Honda Parts will help to maintain the quality, reliability and performance of your vehicle.



NEED MORE INFORMATION? GET THE LATEST PHOTOS, MSRPS, FEATURES, ACCESSORIES, SPECS AND MORE AT **HONDA.CA**

Always use seat belts and appropriate child seats. Children 12 and under are safest when properly restrained in a rear seat. Honda reminds you to properly secure all items stored in the cargo area. ¹Horsepower and torque calculations reflect SAE net, Rev. 08/04, SAE J1349 procedures. ²Does not replace the driver's responsibility to exercise due care while driving. ³Only compatible with certain devices. ⁴Based on 2014 EnerGuide Fuel Consumption Guide ratings published by Natural Resources Canada. Transport Canada approved test methods used. Your actual fuel consumption will vary based on driving habits and other factors – use for comparison only. ⁵Carrying too much cargo or improperly storing it can affect the handling, stability and operation of this vehicle. Before carrying any cargo, be sure to consult the owner's manual for load limits and loading guidelines.

Some of the technologies described in this brochure come with limitations. See owner's manual for complete details. Specifications, features, illustrations and equipment shown in this catalogue are based on the latest available information at the time of publication. Although descriptions are believed to be correct, accuracy cannot be guaranteed. Honda Canada Inc. reserves the right to make changes at any time, without notice or obligation, in colours, specifications, accessories, materials and models. Some vehicles are shown with optional equipment. Some vehicles shown are U.S. models. Canadian specifications may vary. Bluetooth is a registered trademark of SIG Inc. HandsFreeLink is a trademark of Johnson Controls Technology. Windows Media is a registered trademark of Microsoft Corporation. Honda, Fit, i-VTEC, Advanced Compatibility Engineering, ACE, Drive-by-Wire Throttle System, Earth Dreams, Magic Seat, Maintenance Minder, VSA, The Power of Dreams, HondaJet and ASIMO are trademarks of Honda Motor Co., Ltd.