


2015  
**FIT**



[HONDA.CA/FIT](http://HONDA.CA/FIT)



# A road for every Honda.

The city street. Vibrant, energetic and ever-changing, it's a place where possibility lives in great abundance. Where variety is the routine. Where ideas are born and plans change on a dime. And it's also where the Fit feels most at home.

Whether navigating the bustling streets or squeezing into a tight parking spot outside your favourite café, the Fit can adapt to whatever lies around the corner. And when it's time to escape the urban jungle, Fit is flexible enough to load up, hop on the freeway and flee without an ounce of compromise.

**OVERVIEW** P.1/2

**EXTERIOR** P.3/4

**INTERIOR** P.5/6

**TECHNOLOGY** P.7/8

**VERSATILITY** P.9/10

**PERFORMANCE  
& EFFICIENCY** P.11/12

**SAFETY** P.13/14

**ACCESSORIES** P.15/16

**THE POWER  
OF DREAMS** P.17/18

**WARRANTY** P.19/20

**SPECS** P.21/22

**COLOURS & TRIMS** P.23/24



# Go beyond the everyday. Every day.

The all-new 2015 Honda Fit is anything but basic. The redesigned exterior is sporty and full of character. It's ahead of its time with available premium tech features like the Display Audio System<sup>1</sup> with HondaLink™<sup>1,2</sup> Next Generation and the available exclusive<sup>3</sup> Honda LaneWatch™ blind spot display,<sup>1</sup> both new to this year's model. The 60/40 Split 2nd-Row Magic Seat® has four configurations, which make its generous passenger volume and class-leading cargo volume<sup>3</sup> (with the rear seats down) feel even more substantial. This year, available paddle shifters add a new dimension of fun to the available continuously variable transmission (CVT), while an all-new Earth Dreams™ engine provides more horsepower. Add in Honda-tuned handling and this is a ride you'll want to share. Plus, with impressive fuel economy ratings and Honda's legendary safety features, the Fit has a good head on its shoulders. It's here and it's ready for virtually anything you can throw at it. It's the 2015 Honda Fit.

1. None of the features we describe are intended to replace the driver's responsibility to exercise due care while driving. Drivers should not use handheld devices or operate certain vehicle features unless it is safe and legal to do so. Some features have technological limitations. For additional feature information, limitations and restrictions, please visit [www.honda.ca/disclaimers](http://www.honda.ca/disclaimers) or refer to the vehicle's Owner's Manual.

2. Only compatible with certain devices and operating systems. Cellular data and/or voice charges may apply, including roaming charges and/or other amounts charged by your wireless carrier.


3. Based on information available to Honda Canada Inc. as of June 23, 2014.





# It's even good at looking good.

The completely redesigned 2015 Fit is ready for anything, and it looks the part by blending an urban sensibility with European design elements. Up front, the elegant solid wing front grille, sporty bumper, aggressive headlights and available fog lights are smoothly integrated into the body, while a strong character line flows smartly through the side profile to complete the bold new look. Down at road level, the available 16" alloy wheels tell the world you're ready for action. Around back, the available body-coloured rear roofline spoiler adds a sporty touch, while the LED brake lights finish off the Fit's stylish look. It's not all about looks, but if it was, the Fit would top the list.



## KEY FEATURES

- All-new exterior design*
- Available 16" alloy wheels*
- Available fog lights*
- Expanded view driver's mirror*
- Heated side mirrors*
- Available side mirrors with integrated turn signal*
- LED brake lights*





# Luxury subcompact. Yeah, it's a thing now.

There's a lot of sophistication and convenience in the Fit's redesigned, premium interior. The available Display Audio System<sup>1</sup> is the crown jewel of the cabin, and its 7" touch-screen makes controlling your audio more intuitive than ever. With the available heated front seats warming you from below in the winter and the available power moonroof refreshing you from above in the summer, this year's Fit is ready for virtually any weather. Style and comfort are a priority throughout, with the available leather-trimmed seating surfaces and available leather-wrapped steering wheel giving the interior a premium feel. Add in a driver-focused design highlighted by the height-adjustable driver seat and excellent visibility, and you have an interior that punches well above its class.



## KEY FEATURES

*Sophisticated premium feel, driver-focused design and excellent visibility*

*Available Display Audio System<sup>1</sup> with 7" touch-screen*

*Available automatic climate control with air-filtration system*

*Available heated front seats*

*Available power moonroof with tilt feature*

*Available leather trimmed-seating surfaces*

1. None of the features we describe are intended to replace the driver's responsibility to exercise due care while driving. Drivers should not use handheld devices or operate certain vehicle features unless it is safe and legal to do so. Some features have technological limitations. For additional feature information, limitations and restrictions, please visit [www.honda.ca/disclaimers](http://www.honda.ca/disclaimers) or refer to the vehicle's Owner's Manual.






AVAILABLE DISPLAY AUDIO WITH 7-INCH TOUCH-SCREEN



AVAILABLE PROXIMITY KEY ENTRY SYSTEM WITH PUSHBUTTON START



AVAILABLE HONDA SATELLITE-LINKED NAVIGATION SYSTEM™



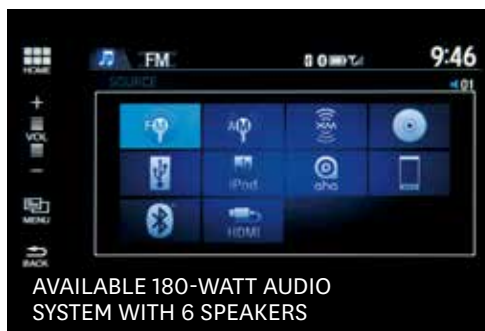
MULTI-ANGLE REARVIEW CAMERA



HANDSFREELINK™-BILINGUAL BLUETOOTH® WIRELESS MOBILE PHONE INTERFACE



AVAILABLE HONDA LaneWatch™ BLIND SPOT DISPLAY



AVAILABLE 180-WATT AUDIO SYSTEM WITH 6 SPEAKERS



## The future drives a Fit.

Some might think a subcompact has no business cramming this much premium technology into it. Well, the 2015 Fit is striving to be the most tech-savvy car in its class, and to prove it, we've added several new available features and even made the multi-angle rearview camera<sup>1</sup> standard on all trims.

1. None of the features we describe are intended to replace the driver's responsibility to exercise due care while driving. Drivers should not use handheld devices or operate certain vehicle features unless it is safe and legal to do so. Some features have technological limitations. For additional feature information, limitations and restrictions, please visit [www.honda.ca/disclaimers](http://www.honda.ca/disclaimers) or refer to the vehicle's Owner's Manual.
2. Only compatible with certain devices and operating systems. Cellular data and/or voice charges may apply, including roaming charges and/or other amounts charged by your wireless carrier.
3. Map database covers major metropolitan areas in Canada and 48 contiguous U.S. states.
4. Based on information available to Honda Canada Inc. as of June 23, 2014.

### 7" Display Audio System with HondaLink Next Generation

New to the Fit, the available 7" Display Audio System<sup>1</sup> is a tablet-like touch-screen that lets you pinch, swipe and tap to navigate through the audio system, display settings, advanced features and the next generation of available HondaLink.<sup>™1,2</sup> With so much content at your fingertips, the Display Audio System is innovation you can touch.

### Multi-angle rearview camera

Now standard on the Fit is the multi-angle rearview camera.<sup>1</sup> No matter which trim you go for, eyes in the back of your ride help take the sweat out of reversing with three distinct angles: wide, normal and top-down.

### Honda LaneWatch™ blind spot display

The Honda LaneWatch blind spot display<sup>1</sup> is exclusive to Honda,<sup>4</sup> and this year, for the first time, it's available on the Fit. A camera mounted under your passenger-side mirror sends a live feed to the 7" Display Audio System<sup>1</sup> screen, revealing nearly four times more than just the mirror alone.

### Proximity key entry system with pushbutton start

The Fit is a proud supporter of spontaneity. New to this year's model is the available proximity key entry system with pushbutton start. If your keys are in your pocket or purse, the door unlocks automatically and the engine fires up with the push of a button.

### Honda Satellite-Linked Navigation System

True adventures take you to places you've never been, which is why the Fit boasts the available Honda Satellite-Linked Navigation System.<sup>™1,3</sup> New to the Fit this year, it features pinch-to-zoom gestures and bilingual Voice Recognition, so your co-pilot can relax and enjoy the ride.

### Bluetooth® capability

Throw away the jacks, cords and connectors. Bluetooth Streaming Audio<sup>1,2</sup> and our HandsFreeLink™-bilingual Bluetooth wireless mobile phone interface<sup>1,2</sup> now come standard, which means you can stream audio entertainment and make or receive phone calls from the comfort of your pocket.



# Room for five people and infinite memories.

The flow has never been easier to go with. The 60/40 Split 2nd-Row Magic Seat® and its four seating modes have the answer for virtually any situation, and the wide-open rear doors and low cargo floor make it a breeze to load. But if you're simply looking for a place to put all your new friends, the Fit will treat them right with comfortable, spacious seating and class-leading rear legroom.<sup>1</sup> There's plenty of storage space, too. The available centre armrest console can easily hold most tablets, and includes a USB plug and 12-volt power outlet, allowing back seat passengers to use their device while it's plugged in.



UTILITY MODE



TALL MODE



LONG MODE



REFRESH MODE

## Utility Mode

No more tough decisions on what to bring and what to leave behind. In utility mode, cargo space is in high supply. Simply fold down the 60/40 Split 2nd-Row Magic Seat® and you'll free up the Fit's class-leading 1,492 litres of cargo space.<sup>1</sup>

## Tall Mode

Don't sweat the tall stuff. Fold up the 60/40 Split 2nd-Row Magic Seat® and you'll free up about four feet from top to bottom, the ideal setting for cargo that needs to stand upright.

## Long Mode

Once upon a time, long items were awkward. In the Fit, just fold down the right side of the rear seat, fold back the front passenger seat and you can fit up to 2.40 metres of length.

## Refresh Mode

A subcompact you can lounge in? Believe it. Let the chill times roll by popping off the front head restraints and folding back the front seats to create a comfy relaxation space.

1. Based on information available to Honda Canada Inc. as of June 23, 2014.



# Lively on the road. A virtual ghost at the pumps.

It wouldn't be a Fit if it wasn't a downright joy to drive. This year, the Fit has more horsepower than ever, 130 hp @ 6600 rpm,<sup>1</sup> and you can bump up the fun factor even more with the available continuously variable transmission (CVT), controlled by available paddle shifters. If stick is your thing, go for the 6-speed manual transmission. Either way, the all-new 1.5-litre, Direct Injection, i-VTEC<sup>®</sup> Earth Dreams™ engine has been designed to increase fuel-economy without sacrificing performance, and Honda-tuned handling makes for a sporty and nimble ride with increased stability, responsiveness and quiet comfort. Add in the standard Eco Assist™ system and the available ECON mode button (on trims with the available CVT), and it's no wonder the Fit earns fuel economy ratings of 7.0/5.7/6.4<sup>2</sup> (city/highway/combined) when equipped with CVT in the LX trim. How's that for good clean fun?

1. Horsepower and torque calculations reflect SAE net, Rev. 08/04, SAE J1349 procedures.

2. Estimated fuel economy based on Government of Canada's new 5-cycle testing method. Your actual fuel consumption will vary based on driving habits and other factors – use for comparison only. For more information on 5-cycle testing, visit <http://www.nrcan.gc.ca/energy/efficiency/transportation/cars-light-trucks/buying/7491>



## KEY FEATURES

1.5-litre, 16-valve, Direct Injection, DOHC, i-VTEC<sup>®</sup> 4-cylinder engine

Available CVT with paddle shifters

130 horsepower<sup>1</sup>

Earth Dreams™ technology designed to improve efficiency without sacrificing performance

Eco-Assist™ system

Available ECON mode button

Honda-tuned handling for a sporty, nimble ride





# Solid on safety.

At Honda, we are committed to providing one of the highest levels of standard safety features to help ensure the safety of occupants, other drivers and even pedestrians. With this peace of mind, our drivers have the confidence to enjoy every road to the fullest.



**ACTIVE SAFETY**

Controlled braking

To help with safe stopping, the 4-wheel Anti-lock Braking System<sup>1</sup> (ABS) is designed to help you maintain control under hard braking conditions, while Electronic Brake-force Distribution (EBD) helps to optimize braking power based on weight distribution inside the vehicle. Further, Brake Assist is engineered to help improve braking performance by applying full brake pressure when a panic stop is detected.

Vehicle Stability Assist (VSA<sup>®</sup>) with Traction Control

Vehicle Stability Assist<sup>1</sup> with Traction Control is designed to sense and help correct oversteer and understeer scenarios to enhance handling and cornering stability, while Traction Control is designed to minimize wheel spin when accelerating on loose or slippery surfaces, helping to inspire greater driver confidence.

Hill Start Assist<sup>1</sup>

When you take your foot off the brake, this feature is engineered to maintain brake pressure to help prevent your Fit from rolling backwards when stopped on an incline.

**PASSIVE SAFETY**

Advanced Compatibility Engineering™ (ACE™) II Body Structure

The highly innovative, next generation Advanced Compatibility Engineering™ (ACE™) II body structure is engineered to help disperse frontal impact energy to enhance occupant protection, while more effectively controlling it in severe collisions, to help prevent intrusion into the passenger cabin.

Six standard airbags

The cabin of the Fit is lined with six standard airbags. It features dual-stage, multiple-threshold front airbags (SRS) as well as side curtain airbags with rollover sensors, which are designed to deploy the side curtain airbags in the event of a rollover. Plus, it has Smartvent™ side airbags, which are designed to deploy safely in a manner that mitigates the risk of injury to out-of-position or smaller occupants.

HondaLink™ Assist Automatic Emergency Response System

The available HondaLink Assist<sup>1,2,3</sup> Automatic Emergency Response System helps you get the help you need when you need it most. If the airbags deploy, your Display Audio System<sup>1</sup> is engineered to automatically attempt to put you on a call with an operator who will forward your location to first responders if needed. It works with any compatible Bluetooth® -paired phone as long as it has reception, does not require a subscription and gives you peace of mind while you're on the road.

Seat belt safety

The Fit helps prepare you for the unexpected with 3-point height-adjustable front seat belts with automatic tensioning system and 3-point rear seat belts.

Child safety

The Fit features childproof rear door locks, as well as two rear seat Lower Anchors and Tethers for Children (LATCH), which helps provide secure child-seat restraint.

Pedestrian safety

Innovative pedestrian safety features include an energy-absorbing hood and front fenders.

1. None of the features we describe are intended to replace the driver's responsibility to exercise due care while driving. Drivers should not use handheld devices or operate certain vehicle features unless it is safe and legal to do so. Some features have technological limitations. For additional feature information, limitations and restrictions, please visit [www.honda.ca/disclaimers](http://www.honda.ca/disclaimers) or refer to the vehicle's Owner's Manual.  
2. Only compatible with certain devices and operating systems. Cellular data and/or voice charges may apply, including roaming charges and/or other amounts charged by your wireless carrier.  
3. Operation requires wireless mobile phone to be paired with the vehicle. Operation is dependent upon cellular data and/or voice connection availability and GPS satellite signal reception.






REAR SPLASH GUARDS



DOOR VISORS



FRONT GRILLE



DOOR SILL TRIM,  
ILLUMINATED



FOG LIGHT GARNISH



ALL-SEASON FLOOR MATS



REAR SEAT COVER



CARGO LINER



CARGO NET



CARGO TRAY

# Accessories.

**OTHER ACCESSORIES AVAILABLE**

- 16" alloy wheel

Ashtray, cup-holder style

Body side molding

Car cover

Cargo net tie-down hook

Door edge film

Door edge guards

Engine block heater

Fog lights
- Full nosemask

Hood edge deflector

Interior illumination

Moonroof visor

Rear bumper appliqué

Soft cargo organizer

Trunk edge and bumper protector

Wheel locks

**Fit Bundle 1**

- All-season floor mats
- Rear splash guards

**Fit Bundle 2**

- All-season floor mats
- Rear splash guards
- Cargo tray

**Fit Bundle 3**

- All-season floor mats
- Rear splash guards
- Cargo tray
- Hood edge deflector
- Door visors

**Remote engine starter package**

- Base unit
- Attachment
- Key FOB






HONDAJET



MOTORCYCLES



SIDE BY SIDE



ASIMO



HONDA CAMPUS



MARINE



POWER EQUIPMENT



ATVs

## The Power of Dreams, in all their forms.

At Honda, we're committed to being a leader in innovative thinking. It's part of everything we do, from the design of our vehicles to the way we work. We have a proud tradition of turning ideas into products and initiatives that help move and improve people's lives in every conceivable way. Today, our innovation manifests itself in many forms: our revolutionary Earth Dreams™ technology, the race-inspired performance of our motorcycles and automobiles, the mobility-assisting robot ASIMO, the high-flying HondaJet and the first full line of fuel-efficient, low-emission, 4-stroke outboard motors. We continually strive to do things others think can't be done, because true innovation comes from daring to dream.

Beyond dreaming up new products, Honda believes we have a responsibility to do everything we can to help preserve our planet. This belief is why we make every effort to help ensure preservation of the environment in all of our company's activities. It's why our head office in Markham, Ontario was designed and built to be LEED® (Leadership in Energy and Environmental Design) Gold Certified. It's why our Alliston, Ontario plant is ISO 14001 certified. And it's why Honda, along with our associates and families, has helped plant more than 94,000 trees in Canada over the last 7 years.

As we move forward, we will continue to honour our responsibility and tradition of turning innovative ideas into products that help make our world a better place. That's what we do. That's The Power Of Dreams.

### HIGHLIGHTS

*HondaJet*

*Motorcycles*

*Side by Side*

*Asimo*

*Honda Campus*

*Marine*

*Power Equipment*

*ATVs*

**HONDA**  
The Power of Dreams



BLUE SKIES FOR  
OUR CHILDREN





**WE’RE HERE.** At Honda, assistance and support are always available. The team of trained technicians at your Honda dealership will help keep your vehicle in terrific shape. If you need more information or assistance relating to your warranty, call us at 1-888-9-HONDA-9. For all of the latest Honda information, including product specifications, pricing, photos and more, visit [honda.ca](http://honda.ca). It has everything you need to “design” your Honda and personalize it with items from a list of quality accessories.

**WE’RE READY TO HELP.** When you purchase a new Honda, you automatically receive Honda Plus Roadside Assistance. This service is available to you, or any authorized driver, 24 hours a day, 7 days a week, anywhere in Canada or the continental United States. Coverage is for 3 years over an unlimited distance and includes a 24-hour toll-free Honda Plus Roadside Assistance number, mechanical breakdown towing, emergency roadside service and many other helpful features. Ask your dealer for more information.

**HONDA PLUS EXTENDED WARRANTY.** Experience added protection with Honda Plus coverage that is behind you for the road ahead. With available coverage options of up to 8 years/200,000 km, you can choose the one that best suits your needs. With a plan this wide-ranging, the only thing that’s uncertain is where it will take you.

**HONDA FINANCIAL SERVICES.** Whether you buy or lease a Honda, Honda Financial Services can assist you with the process. Ask your dealer which lease or purchase plan best suits your needs.

**NEW HONDA VEHICLE WARRANTY.** The Honda warranty protection makes Power Train components a minor concern with the Honda 5-year/100,000-km No Nonsense Warranty. In addition to the Honda 5-year/100,000-km No Nonsense Warranty, you and your new Honda are protected by a Honda 3-year/60,000-km Distributor’s Warranty as well as an additional series of warranties for such items as emission controls, body corrosion and more.

**GENUINE HONDA ACCESSORIES** give you the opportunity to fine-tune your new Honda just how you like it. Whether you want to turn up the style, the versatility or the exclusivity, every accessory is designed and built to adhere to the strictest Honda standards. See your dealer for full details.

**GENUINE HONDA REPLACEMENT PARTS** are made to the same exacting standards as original Honda components and are guaranteed by the Genuine Honda Parts Warranty. Using Genuine Honda Parts will help to maintain the quality, reliability and performance of your vehicle.

**Always use seat belts and appropriate child seats. Children 12 and under are safest when properly restrained in a rear seat. Honda reminds you to properly secure all items stored in the cargo area.**

Some of the technologies described in this brochure come with limitations. See owner’s manual for complete details. Specifications, features, illustrations and equipment shown in this catalogue are based on the latest available information at the time of publication. Although descriptions are believed to be correct, accuracy cannot be guaranteed. Honda Canada Inc. reserves the right to make changes at any time, without notice or obligation, in colours, specifications, accessories, materials and models. Honda reserves the right to terminate or change any of the services and/or features at any time, for any reason. Certain features require registration and may transmit to Honda and/or its providers a vehicle’s location, operating conditions or other information that may be tied to the vehicle identification number (VIN) and can be combined to track a vehicle. For Honda’s data use and privacy policy, see [www.honda.ca/privacy](http://www.honda.ca/privacy). Some vehicles are shown with optional equipment. Some vehicles shown are U.S. models. Canadian specifications may vary. Bluetooth is a registered trademark of SIG Inc. HandsFreeLink is a trademark of Johnson Controls Technology. HDMI is a registered trademark of HDMI Licensing LLC. HD Radio™ is a proprietary trademark of iBiquity Digital Corp. Siri is a trademark of Apple Inc., registered in the U.S. and other countries. LEED® is a registered trademark of the U.S. Green Building Council, licensed to the Canada Green Building Council for use in Canada. Windows Media is a registered trademark of Microsoft Corporation. © 2014 Sirius XM Canada Inc. “SiriusXM”, the SiriusXM logo, channel names and logos are trademarks of SiriusXM Radio Inc. and are used under license. Honda, Fit, i-VTEC, Advanced Compatibility Engineering, ACE, Drive-by-Wire Throttle System, Earth Dreams, Eco Assist, HondaLink, Honda Satellite-Linked Navigation System, LaneWatch, Magic Seat, Maintenance Minder, Smartvent, VSA, The Power of Dreams, HondaJet and ASIMO are trademarks of Honda Motor Co., Ltd.



ENGINE	DX	LX	EX	EX-L NAVI
1.5-LITRE, 16-VALVE, DIRECT INJECTION, DOHC, i-VTEC® 4-CYLINDER	•	•	•	•
HORSEPOWER @ RPM¹	130 @ 6600	130 @ 6600	130 @ 6600	130 @ 6600
TORQUE (LB.-FT. @ RPM)¹	114 @ 4600	114 @ 4600	114 @ 4600	114 @ 4600
DISPLACEMENT (CC)	1498	1498	1498	1498
EMISSIONS RATING	TIER 2 BIN 5	TIER 2 BIN 5	TIER 2 BIN 5	TIER 2 BIN 5
BORE AND STROKE (MM)	73 X 89.5	73 X 89.5	73 X 89.5	73 X 89.5
COMPRESSION RATIO	11.5:1	11.5:1	11.5:1	11.5:1
DRIVE-BY-WIRE THROTTLE SYSTEM™	•	•	•	•

DRIVETRAIN	DX	LX	EX	EX-L NAVI
CONTINUOUSLY VARIABLE TRANSMISSION (CVT)		AVAILABLE	AVAILABLE	AVAILABLE
6-SPEED MANUAL TRANSMISSION (MT)	•	•	•	•
STEERING WHEEL-MOUNTED PADDLE SHIFTERS			CVT ONLY	CVT ONLY
ECO ASSIST™ SYSTEM	•	•	•	•
ECON MODE BUTTON		CVT ONLY	CVT ONLY	CVT ONLY

BODY/SUSPENSION/CHASSIS	DX	LX	EX	EX-L NAVI
WHEELS	15" WITH FULL COVERS	15" WITH FULL COVERS	16" ALLOY	16" ALLOY
ALL-SEASON TIRES	P185/60 R15 84T	P185/60 R15 84T	P185/55 R16 83H	P185/55 R16 83H
COMPACT SPARE TIRE	T135/80 D15 99M	T135/80 D15 99M	T135/80 D15 99M	T135/80 D15 99M
ELECTRIC POWER-ASSISTED RACK-AND-PINION STEERING (EPS)	•	•	•	•
FRONT STABILIZER BAR	•	•	•	•
MACPHERSON STRUT FRONT SUSPENSION	•	•	•	•
TORSION-BEAM REAR SUSPENSION	•	•	•	•
POWER-ASSISTED, VENTILATED FRONT DISC/REAR DRUM BRAKES	•	•	•	•

ACTIVE SAFETY	DX	LX	EX	EX-L NAVI
4-WHEEL ANTI-LOCK BRAKING SYSTEM² (ABS)	•	•	•	•
BRAKE ASSIST	•	•	•	•
ELECTRONIC BRAKE-FORCE DISTRIBUTION (EBD)	•	•	•	•
HILL START ASSIST²	•	•	•	•
VEHICLE STABILITY ASSIST² (VSA®) WITH TRACTION CONTROL	•	•	•	•

PASSIVE SAFETY	DX	LX	EX	EX-L NAVI
3-POINT FRONT SEAT BELTS WITH AUTOMATIC TENSIONING SYSTEM	•	•	•	•
3-POINT REAR SEAT BELTS	•	•	•	•
ADVANCED COMPATIBILITY ENGINEERING™ (ACE™) II BODY STRUCTURE	•	•	•	•
CHILDPROOF REAR DOOR LOCKS	•	•	•	•
DUAL-STAGE, MULTIPLE-THRESHOLD FRONT AIRBAGS (SRS)	•	•	•	•
SIDE CURTAIN AIRBAGS WITH ROLLOVER SENSORS	•	•	•	•
SMARTVENT™ SIDE AIRBAGS	•	•	•	•
HONDALINK™ ASSIST²,³,⁴ AUTOMATIC EMERGENCY RESPONSE SYSTEM		•	•	•
LOWER ANCHORS AND TETHERS FOR CHILDREN (LATCH)	•	•	•	•

EXTERIOR	DX	LX	EX	EX-L NAVI
AUTO-ON/OFF HEADLIGHTS			•	•
SIDE MIRRORS WITH EXPANDED VIEW DRIVER'S MIRROR	•			
BODY-COLOURED SIDE MIRRORS WITH EXPANDED VIEW DRIVER'S MIRROR		•	•	•
BODY-COLOURED DOOR HANDLES		•	•	•
BODY-COLOURED REAR ROOFLINE SPOILER		•	•	•
FRONT SPLASH GUARDS	•	•	•	•
HEATED SIDE MIRRORS	•	•	•	•
HOOD INSULATOR	•	•	•	•
INTEGRATED FOG LIGHTS			•	•
LED BRAKE LIGHTS	•	•	•	•
ONE-TOUCH POWER MOONROOF WITH TILT FEATURE			•	•
POWER SIDE MIRRORS	•	•	•	•
REAR WINDOW DEFROSTER	•	•	•	•
INTERMITTENT WINDSHIELD WIPERS	•	•	•	•
INTERMITTENT REAR WINDOW WIPER/WASHER	•	•	•	•
ROOF-MOUNTED ANTENNA	•	•	•	•
SIDE MIRRORS WITH INTEGRATED TURN SIGNAL				•

COMFORT & CONVENIENCE	DX	LX	EX	EX-L NAVI
12-VOLT POWER OUTLET	1	2	2	2
ADJUSTABLE TILT AND TELESCOPIC STEERING COLUMN	•	•	•	•
AIR CONDITIONING WITH AIR-FILTRATION SYSTEM		•	•	
AUTOMATIC CLIMATE CONTROL WITH AIR-FILTRATION SYSTEM				•
CARGO AREA LIGHT	•	•	•	•
CARGO AREA TIE-DOWN ANCHORS	2	2	4	4
CARGO COVER			•	•

COMFORT & CONVENIENCE	DX	LX	EX	EX-L NAVI
DRIVER'S AND FRONT PASSENGER'S VANITY MIRRORS	•	•	•	•
FRONT DOOR-POCKET STORAGE BINS	•	•	•	•
FUEL CONSUMPTION DISPLAY	•	•	•	•
HANDSFREELINK™-BILINGUAL BLUETOOTH® WIRELESS MOBILE PHONE INTERFACE²,³	•	•	•	•
HONDA LaneWatch™ BLIND SPOT DISPLAY²			•	•
IMMOBILIZER THEFT-DETERRENT SYSTEM	•	•	•	•
MAP LIGHTS	•	•	•	•
MULTI-ANGLE REARVIEW CAMERA²	•	•	•	•
ONE-TOUCH TURN SIGNALS	•	•	•	•
PASSENGER-SIDE SEATBACK POCKET		•	•	•
POWER DOOR LOCKS	•	•	•	•
POWER WINDOWS	•			
POWER WINDOWS WITH AUTO-UP/DOWN DRIVER'S WINDOW		•	•	•
PROXIMITY KEY ENTRY SYSTEM WITH POWER TRUNK RELEASE AND PUSHBUTTON START				•
REMOTE ENTRY SYSTEM WITH SECURITY SYSTEM	•	•	•	
SMART MAINTENANCE MINDER™ SYSTEM	•	•	•	•
STEERING WHEEL-MOUNTED CRUISE CONTROL		•	•	•
TACHOMETER	•	•	•	•

SEATING & TRIM	DX	LX	EX	EX-L NAVI
60/40 SPLIT 2ND-ROW MAGIC SEAT®	•	•	•	•
ADJUSTABLE FRONT SEAT HEAD RESTRAINTS	•	•	•	•
CARPET FLOOR MATS	•	•	•	•
CENTRE CONSOLE WITH ARMREST AND STORAGE COMPARTMENT		•	•	•
DRIVER'S SEAT WITH MANUAL HEIGHT ADJUSTMENT	•	•	•	•
FOLD-FLAT-CAPABLE SEATING	•	•	•	•
HEATED FRONT SEATS		•	•	•
LEATHER-TRIMMED SEATING SURFACES				•
LEATHER-WRAPPED STEERING WHEEL			•	•
RECLINING FRONT AND REAR SEATBACKS	•	•	•	•

ENTERTAINMENT	DX	LX	EX	EX-L NAVI
160-WATT AM/FM/CD AUDIO SYSTEM WITH MP3/WINDOWS MEDIA®	•	•		
AUDIO PLAYBACK CAPABILITY AND 4 SPEAKERS				
180-WATT AM/FM/CD AUDIO SYSTEM WITH MP3/WINDOWS MEDIA®			•	•
AUDIO PLAYBACK CAPABILITY AND 6 SPEAKERS				
BLUETOOTH® STREAMING AUDIO²,³	•	•	•	•
5-INCH COLOUR LCD SCREEN	•			
DISPLAY AUDIO SYSTEM² WITH HondaLink™²,³ NEXT GENERATION		•	•	
DISPLAY AUDIO SYSTEM² WITH HondaLink™²,³ NEXT GENERATION AND HONDA SATELLITE-LINKED NAVIGATION SYSTEM™²,⁵ WITH BILINGUAL VOICE RECOGNITION				•
HDMI® (HIGH-DEFINITION MULTIMEDIA INTERFACE) INPUT JACK		•	•	•
HD RADIO™⁶				•
ILLUMINATED STEERING WHEEL-MOUNTED AUDIO CONTROLS		•	•	•
MP3/AUXILIARY INPUT JACK	•			
SIRI EYES FREE COMPATIBILITY²,³		•	•	•
SIRIUSXM™⁷				•
TEXT MESSAGE FUNCTION²,³		•	•	•
TWEETERS			•	•
USB DEVICE CONNECTOR³	1	2	2	2

FUEL ECONOMY⁸ (L/100 KM)	DX	LX	EX	EX-L NAVI
MANUAL TRANSMISSION (CITY/HWY/COMBINED)	8.1/6.4/7.3	8.1/6.4/7.3	8.1/6.4/7.3	8.1/6.4/7.3
CONTINUOUSLY VARIABLE TRANSMISSION (CVT) (CITY/HWY/COMBINED)	N/A	7.0/5.7/6.4	7.3/6.1/6.8	7.3/6.1/6.8

DIMENSIONS	DX	LX	EX	EX-L NAVI
CARGO VOLUME – REAR SEAT UP/DOWN (L)	470/1492	470/1492	470/1492	470/1492
CURB WEIGHT – MT/CVT (KG)	1131/N/A	1143/1157	1170/1196	1177/1201
FUEL TANK CAPACITY (L)	40	40	40	40
GROUND CLEARANCE – NO-LOAD/FULL-LOAD (MM)	127/102	127/102	127/102	127/102
HEADROOM – FRONT/REAR (MM)	1003/953	1003/953	964/954	964/954
HEIGHT (MM)	1524	1524	1524	1524
HIP ROOM – FRONT/REAR (MM)	1308/1145	1308/1145	1308/1145	1308/1145
LEGROOM – FRONT/REAR (MM)	1052/997	1052/997	1052/997	1052/997
LENGTH (MM)	4064	4064	4064	4064
PASSENGER VOLUME (L)	2710	2710	2656	2656
SHOULDER ROOM – FRONT/REAR (MM)	1393/1336	1393/1336	1393/1336	1393/1336
TRACK – FRONT/REAR (MM)	1481/1473	1481/1473	1476/1466	1476/1466
TURNING RADIUS (M)	5.2	5.2	5.2	5.2
WHEELBASE (MM)	2530	2530	2530	2530
WIDTH (MM)	1702	1702	1702	1702

- Horsepower and torque calculations reflect SAE net, Rev. 08/04, SAE J1349 procedures.
- None of the features we describe are intended to replace the driver's responsibility to exercise due care while driving. Drivers should not use handheld devices or operate certain vehicle features unless it is safe and legal to do so. Some features have technological limitations. For additional feature information, limitations and restrictions, please visit [www.honda.ca/disclaimers](http://www.honda.ca/disclaimers) or refer to the vehicle's Owner's Manual.
- Only compatible with certain devices and operating systems. Cellular data and/or voice charges may apply, including roaming charges and/or other amounts charged by your wireless carrier.
- Operation requires wireless mobile phone to be paired with the vehicle. Operation is dependent upon cellular data and/or voice connection availability and GPS satellite signal reception.
- Map database covers major metropolitan areas in Canada and 48 contiguous U.S. states.
- Coverages varies by market.
- Only available in certain areas. Includes a no-charge trial of three months.
- Estimated fuel economy based on Government of Canada's new 5-cycle testing method. Your actual fuel consumption will vary based on driving habits and other factors – use for comparison only. For more information on 5-cycle testing, visit <http://www.nrcan.gc.ca/energy/efficiency/transportation/cars-light-trucks/buying/7491>.



EXT/INT COLOURS	DX	LX	EX	EX-L NAVI
AEGEAN BLUE METALLIC		BLACK FABRIC	BLACK FABRIC	BLACK LEATHER
CRYSTAL BLACK PEARL		BLACK FABRIC	BLACK FABRIC	BLACK LEATHER
WHITE ORCHID PEARL	BLACK FABRIC	BLACK FABRIC	BLACK FABRIC	BLACK LEATHER
MODERN STEEL METALLIC	BLACK FABRIC	BLACK FABRIC	BLACK FABRIC	BLACK LEATHER
MILANO RED	BLACK FABRIC	BLACK FABRIC	BLACK FABRIC	BLACK LEATHER
MYSTIC YELLOW PEARL			BLACK FABRIC	BLACK LEATHER

FIT DX

KEY FEATURES:

- 130-HP<sup>1</sup> 1.5-LITRE, 16-VALVE, DIRECT INJECTION, DOHC, i-VTEC® 4-CYLINDER ENGINE
- 15" WHEELS WITH FULL COVERS
- 4-WHEEL ANTI-LOCK BRAKING SYSTEM<sup>2</sup> (ABS)
- ELECTRONIC BRAKE-FORCE DISTRIBUTION (EBD)
- BRAKE ASSIST
- 6-SPEED MANUAL TRANSMISSION (MT)
- 60/40 SPLIT 2ND-ROW MAGIC SEAT®
- 160-WATT AM/FM/CD AUDIO SYSTEM WITH MP3/WINDOWS MEDIA® AUDIO PLAYBACK CAPABILITY AND 4 SPEAKERS
- 5-INCH COLOUR LCD SCREEN
- 12-VOLT POWER OUTLET
- ADJUSTABLE TILT AND TELESCOPIC STEERING COLUMN
- ADVANCED COMPATIBILITY ENGINEERING™ (ACE™) II BODY STRUCTURE
- BLUETOOTH® STREAMING AUDIO<sup>2,3</sup>
- CARGO AREA LIGHT
- DRIVER'S AND FRONT PASSENGER'S VANITY MIRRORS
- DUAL-STAGE, MULTIPLE-THRESHOLD FRONT AIRBAGS (SRS)
- SIDE CURTAIN AIRBAGS WITH ROLLOVER SENSORS
- SMARTVENT™ SIDE AIRBAGS
- ECO ASSIST™ SYSTEM
- ELECTRIC POWER-ASSISTED RACK-AND-PINION STEERING (EPS)
- FRONT DOOR-POCKET STORAGE BINS
- FUEL CONSUMPTION DISPLAY
- HANDSFREELINK™-BILINGUAL BLUETOOTH® WIRELESS MOBILE PHONE INTERFACE<sup>2,3</sup>
- HEATED SIDE MIRRORS
- HILL START ASSIST<sup>2</sup>
- IMMOBILIZER THEFT-DETERRENT SYSTEM
- INTERMITTENT REAR WINDOW WIPER/WASHER
- INTERMITTENT WINDSHIELD WIPERS
- LED BRAKE LIGHTS
- MULTI-ANGLE REARVIEW CAMERA<sup>2</sup>
- POWER DOOR LOCKS
- POWER SIDE MIRRORS
- POWER WINDOWS
- REAR WINDOW DEFROSTER
- REMOTE ENTRY SYSTEM WITH SECURITY SYSTEM
- SIDE MIRRORS WITH EXPANDED VIEW DRIVER'S MIRROR
- SMART MAINTENANCE MINDER™ SYSTEM
- USB DEVICE CONNECTOR<sup>3</sup>
- VEHICLE STABILITY ASSIST<sup>2</sup> (VSA®) WITH TRACTION CONTROL

FIT LX

ADDS TO OR REPLACES DX FEATURES:

- 12-VOLT POWER OUTLET (2)
- AIR CONDITIONING WITH AIR-FILTRATION SYSTEM
- AVAILABLE CONTINUOUSLY VARIABLE TRANSMISSION (CVT)
- AVAILABLE ECON MODE BUTTON (CVT ONLY)
- BODY-COLOURED REAR ROOFLINE SPOILER
- BODY-COLOURED SIDE MIRRORS WITH EXPANDED VIEW DRIVER'S MIRROR
- CENTRE CONSOLE WITH ARMREST AND STORAGE COMPARTMENT
- DISPLAY AUDIO SYSTEM<sup>2</sup> WITH HondaLink™<sup>2,3</sup> NEXT GENERATION
- HDMI® (HIGH-DEFINITION MULTIMEDIA INTERFACE) INPUT JACK
- HEATED FRONT SEATS
- HondaLink™ ASSIST<sup>2,3,4</sup> AUTOMATIC EMERGENCY RESPONSE SYSTEM
- POWER WINDOWS WITH AUTO-UP/DOWN DRIVER'S WINDOW
- SIRI EYES FREE COMPATIBILITY<sup>2,3</sup>
- STEERING WHEEL-MOUNTED CRUISE CONTROL
- TEXT MESSAGE FUNCTION<sup>2,3</sup>
- USB DEVICE CONNECTOR (2)<sup>3</sup>

FIT EX

ADDS TO OR REPLACES LX FEATURES:

- 16" ALLOY WHEELS
- 180-WATT AM/FM/CD AUDIO SYSTEM WITH MP3/WINDOWS MEDIA® AUDIO PLAYBACK CAPABILITY AND 6 SPEAKERS
- AUTO-ON/OFF HEADLIGHTS
- CARGO COVER
- HONDA LaneWatch™ BLIND SPOT DISPLAY<sup>2</sup>
- INTEGRATED FOG LIGHTS
- LEATHER-WRAPPED STEERING WHEEL
- ONE-TOUCH POWER MOONROOF WITH TILT FEATURE
- STEERING WHEEL-MOUNTED PADDLE SHIFTERS (CVT ONLY)

FIT EX-L NAVI

ADDS TO OR REPLACES EX FEATURES:

- AUTOMATIC CLIMATE CONTROL WITH AIR-FILTRATION SYSTEM
- DISPLAY AUDIO SYSTEM<sup>2</sup> WITH HondaLink™<sup>2,3</sup> NEXT GENERATION AND HONDA SATELLITE-LINKED NAVIGATION SYSTEM™<sup>2,5</sup> WITH BILINGUAL VOICE RECOGNITION
- HD RADIO™<sup>6</sup>
- LEATHER-TRIMMED SEATING SURFACES
- PROXIMITY KEY ENTRY SYSTEM WITH PUSHBUTTON START
- SIDE MIRRORS WITH INTEGRATED TURN SIGNAL
- SIRIUSXM™<sup>7</sup>


## Exterior




AEGEAN BLUE METALLIC



CRYSTAL BLACK PEARL



WHITE ORCHID PEARL



MODERN STEEL METALLIC

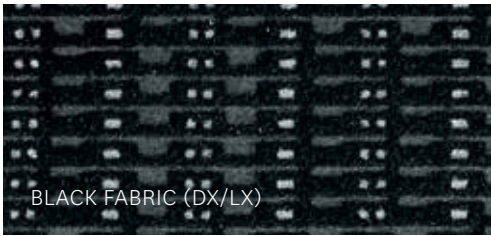


MILANO RED



MYSTIC YELLOW PEARL

## Interior



BLACK FABRIC (DX/LX)



BLACK FABRIC (EX)



BLACK LEATHER

1. Horsepower and torque calculations reflect SAE net, Rev. 08/04, SAE J1349 procedures.

2. None of the features we describe are intended to replace the driver's responsibility to excersice due care while driving. Drivers should not use handheld devices or operate certain vehicle features unless it is safe and legal to do so. Some features have technological limitations. For additional feature information, limitations and restrictions, please visit [www.honda.ca/disclaimers](http://www.honda.ca/disclaimers) or refer to the vehicle's owner's manual.

3. Only compatible with certain devices and operating systems. Cellular data and/or voice charges may apply, including roaming charges and/or other amounts charged by your wireless carrier.

4. Operation requires wireless mobile phone to be paired with the vehicle. Operation is dependent upon cellular data and/or voice connection availability and GPS satellite signal reception.

5. Map database covers major metropolitan areas in Canada and 48 contiguous U.S. states.

6. Coverage varies by market.

7. Only available in certain areas. Includes a no-charge trial of three months.